



**Sally Cluchey**

15 Brickyard Way  
Bowdoinham, ME 04008  
Phone: (207) 814-8879

[Sally.Cluchey@legislature.maine.gov](mailto:Sally.Cluchey@legislature.maine.gov)

## HOUSE OF REPRESENTATIVES

2 STATE HOUSE STATION  
AUGUSTA, MAINE 04333-0002  
(207) 287-1400  
TTY: MAINE RELAY 711

March 19, 2025

*Testimony of Rep. Sally Cluchey presenting*

### **LD 538, An Act to Amend Maine's Prescription Drug Labeling Law by Allowing the Removal of the Name of a Prescriber of Mifepristone, Misoprostol and Their Generic Alternatives**

*Before the Joint Standing Committee on Health Coverage, Insurance and Financial Services*

Good morning, Senator Bailey, Representative Gramlich, and members of the Health Coverage, Insurance, and Financial Services Committee. My name is Sally Cluchey, and I represent House District 52, which includes the communities of Bowdoinham, Bowdoin, and Richmond. I am here today to present LD 538, An Act to Amend Maine's Prescription Drug Labeling Law by Allowing the Removal of the Name of a Prescriber of Mifepristone, Misoprostol and Their Generic Alternatives.

This bill allows prescribing practitioners to list the name of their associated healthcare facility, rather than their personal name, on prescriptions for mifepristone, misoprostol, and their generic equivalents. These medications are used to manage miscarriages and perform abortions within the first ten weeks of pregnancy. **This bill is about protecting the identities and safety of healthcare professionals practicing legal medicine in Maine.**

This session, two separate committees—on a bipartisan basis—have passed legislation to protect the identities of individuals targeted for their lawful work. The Inland Fisheries and Wildlife Committee advanced a bill to shield the names of licensed trappers, ensuring they are not exposed to threats or doxing from those opposed to trapping. Similarly, this committee, at the request of the Bureau of Insurance, passed legislation protecting the identities of health insurance company employees involved in claims denials.

However, while the threats to trappers and insurance employees are fortunately largely hypothetical to date, the threats to healthcare providers prescribing mifepristone and misoprostol are **very real and well-documented**. The National Abortion Federation's 2022 Violence and Disruption Report details an alarming escalation of violence and harassment<sup>1</sup>, including:

---

<sup>1</sup> "2022 Violence & Disruption Statistics" National Abortion Federation.  
<https://prochoice.org/wp-content/uploads/2022-VD-Report-FINAL.pdf>

- A **20% increase** in death threats and threats of harm;
- A **229% increase** in stalking incidents;
- A **25% increase** in clinic invasions; and
- The first reported anthrax/bioterrorism threats in more than a decade.

In 2022, many anti-abortion extremists shifted their focus to states where abortion and safe and effective miscarriage management remains legal, after clinics in restricted states were forced to close. This led to a disproportionate increase in violence and disruption in these protective states, including:

- A **29% increase in assault and battery** (compared to a 67% *decrease* overall);
- A **staggering 913% increase in stalking** (compared to a 229% increase overall);
- A **21% increase in hoax devices/suspicious packages** (compared to a 3% increase overall); and
- A **133% increase in bomb threats** (compared to an 11% increase overall.)

Throughout 2023, 2024, and into 2025, abortion care providers continue to receive focused threats through phone calls, text messages, online posts, flyers, and in the mail. This hate speech often escalates into death threats and threats of harm. Healthcare providers have been harassed at their homes, their workplaces, and even online, where their personal information is shared to incite violence (i.e., doxing--we also have a bill on that, to protect children from this hateful practice).

In Maine abortion providers live in an atmosphere of threats. While it has been some time since a bullet was fired into the clinic of a physician, forcing him to close his practice in Southern Maine, clinicians, staff, and patients regularly navigate protesters, stalking, and acts of intimidation. Some of the incidents Maine Family Planning experienced in 2024 include: 52 days with protesters present, one incident of stalking where two men followed a patient into their Lewiston clinic and tried to gain access to the patient waiting room, and one incident of blockade at the Waterville clinic where protesters blocked the clinic entrance. Maine Family Planning then petitioned the City of Waterville to establish a 16 foot medical buffer zone at the clinic entrance which they granted. This was the first time that this clinic had experienced protesters, let alone a blockade. These incidents are notable for several reasons - Maine Family Planning is just one of Maine's abortion providers so these are only a fraction of the harassment providers are experiencing. Furthermore, there are likely many other non-reportable events that staff or patients live through where they wonder - is this related to my work or my being a patient?

Since the overturn of *Roe v. Wade*, threats against reproductive healthcare providers have escalated beyond physical violence and attacks on clinics. Now, providers must also contend with legal and criminal threats from states that prohibit care, even when treating patients who are experiencing miscarriage or seeking abortion care.

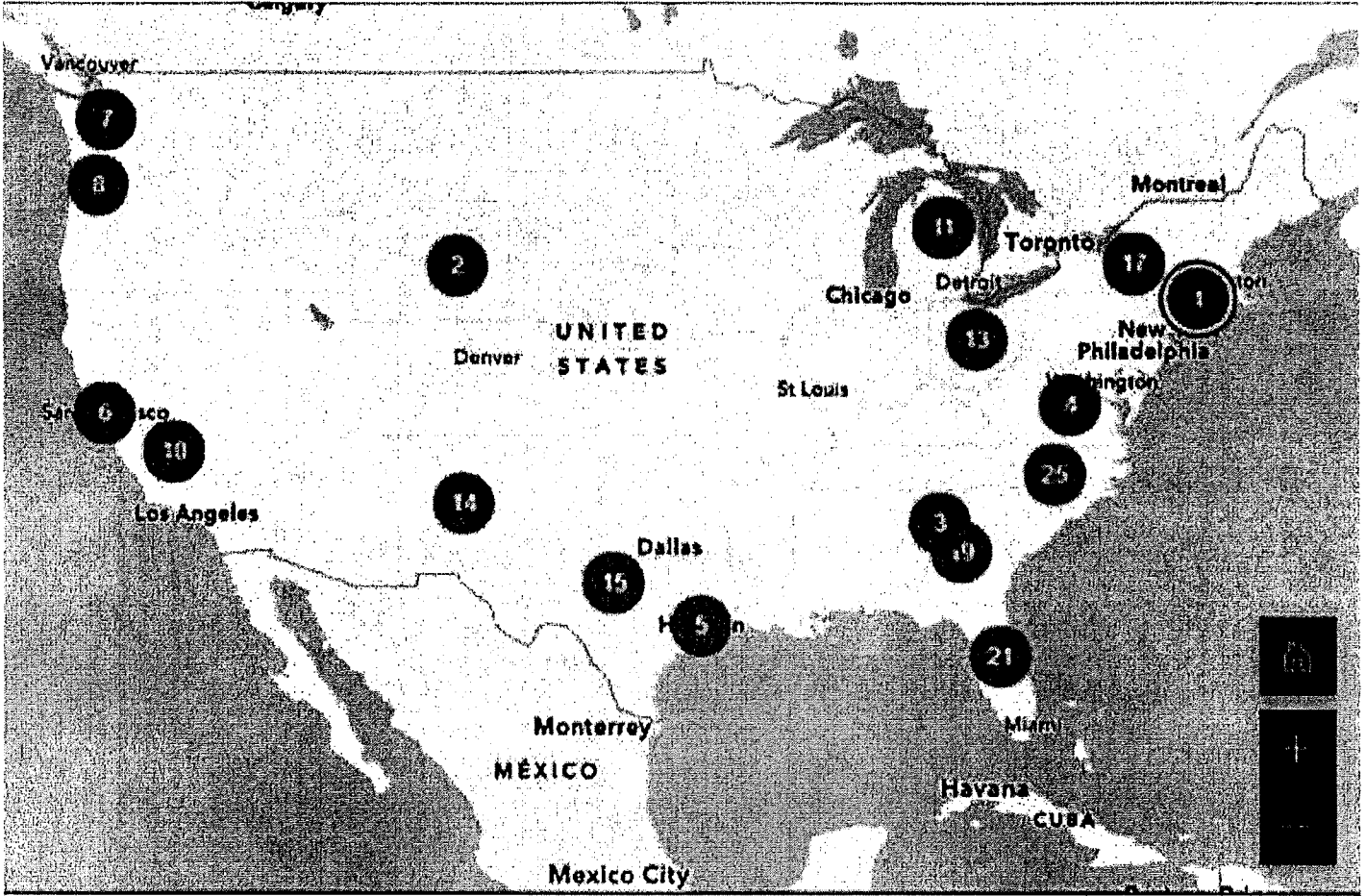
Maine has already recognized the need for shielding laws to protect those engaged in lawful work. LD 538 builds on those protections, ensuring that healthcare providers can continue to serve patients without fear of harassment or harm. Without this additional protection, medical professionals in Maine—who are already being targeted by states seeking to criminalize care—remain vulnerable to legal intimidation.

And we know this is not just about rhetoric—there have been real-world consequences. Just recently, Louisiana authorities attempted to indict a New York-based provider for prescribing mifepristone and misoprostol, despite both medications being FDA-approved and legal in New York. This attempt to prosecute a provider across state lines sets a dangerous precedent, further escalating the risks these medical professionals face.

Mifepristone and misoprostol are essential medications, not just for abortion care but also for managing miscarriages safely and effectively. This bill is not about debating abortion or miscarriage management—it is about ensuring that licensed Maine healthcare providers can safely prescribe legal medication without becoming targets for harassment or violence.

No one should face death threats for providing legal healthcare. I urge the committee to support this bill and take a stand for the safety of Maine's medical providers.

Thank you for your consideration.



# 2022 VIOLENCE & DISRUPTION STATISTICS

*In a year marked by a devastating Supreme Court decision and subsequent state abortion bans, anti-abortion extremists were emboldened and there was an increase in major incidents targeting abortion providers, including arsons, burglaries, death threats, and invasions.*



**Since 1977,  
there have been  
11 murders,  
42 bombings,  
200 arsons,  
531 assaults,  
492 clinic invasions,  
375 burglaries, and  
thousands of other  
incidents of  
criminal activities  
directed at  
patients, providers,  
and volunteers.**

## **OVERVIEW**

The 2022 Violence & Disruption Statistics show increases in major incidents like arsons, burglaries, death threats, and invasions overall; a sharp increase in violence and disruption in states that are protective of abortion rights; and anti-abortion centers ramping up efforts to deceive and obstruct patients seeking abortion care.

In a year marked by a devastating Supreme Court decision that overturned *Roe v. Wade*, and subsequent state abortion bans, anti-abortion extremists were emboldened and traveled to states where abortion remained legal to target clinics there.

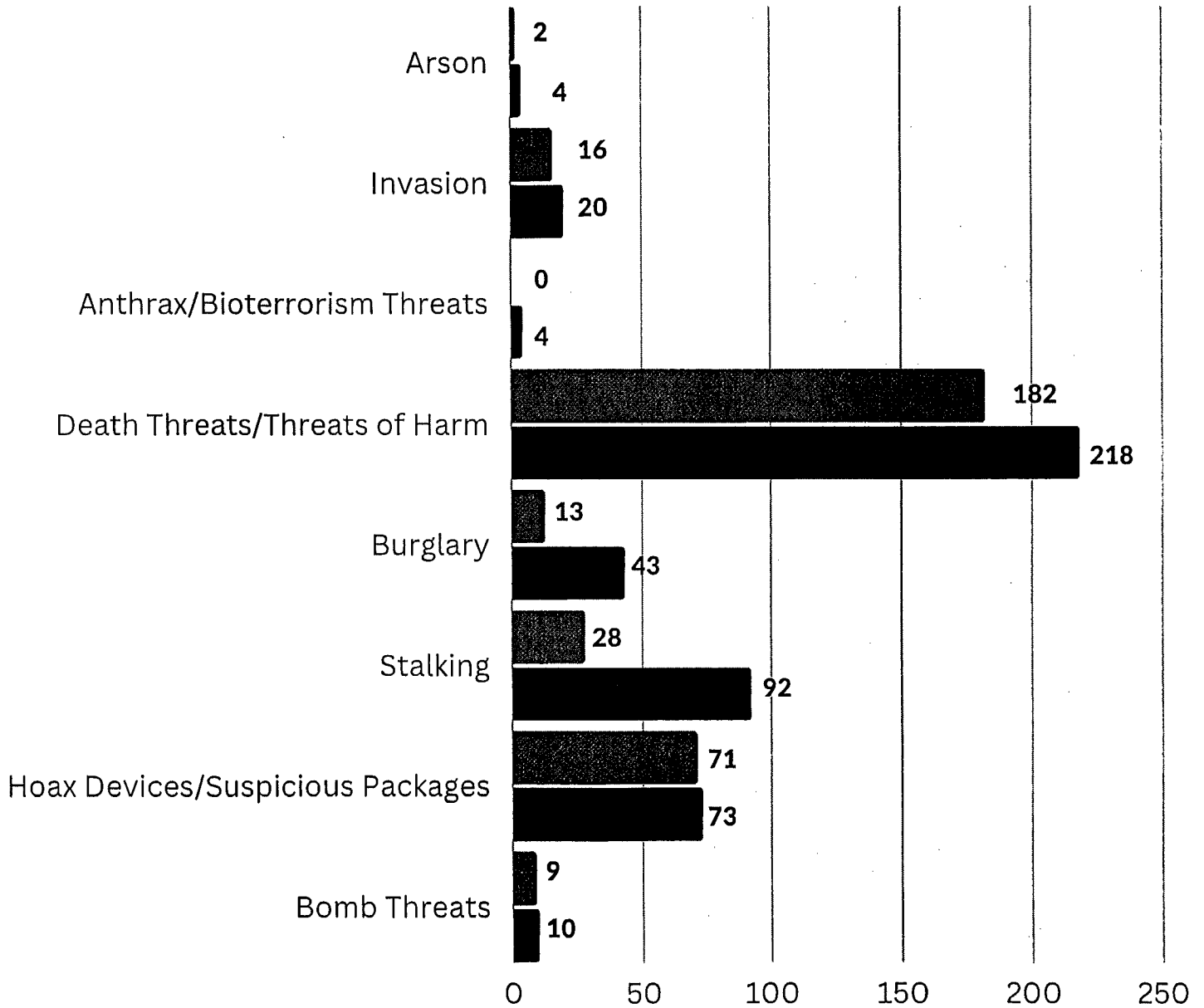
The 2022 statistics show a decrease in some activities, including trespassing and assault and battery, which are likely attributed to clinic closures. In 2022, dozens of clinics across the country were forced to close as a result of state-level abortion bans and anti-abortion extremism. Some of the closed clinics were unable to report any data in 2022 and

others only reported for part of the year. These closures account for some decreases in incidents, including reports of assault & battery as one of the clinics that closed had reported more than 100 incidents in 2021 and reported no data for 2022. We also suspect underreporting in some categories due to provider fatigue, staff turnover, and some clinics not having the staff or capacity to monitor or report protesters or other anti-abortion activity, especially as they managed surges in patients.

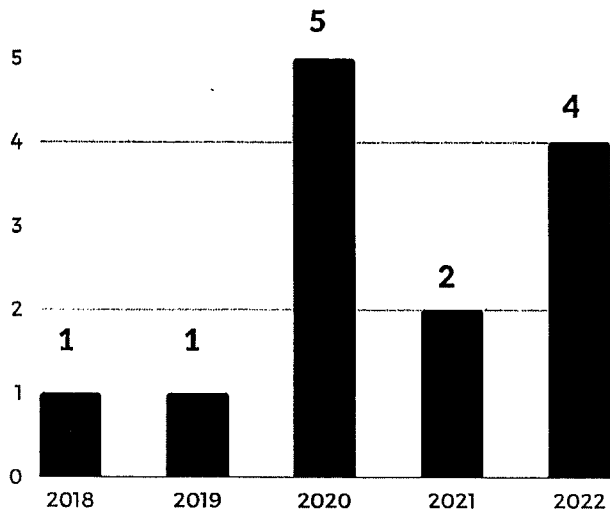
We have also seen anti-abortion individuals and groups begin to use encrypted communication tools and services like Signal, Telegram, Discord, and Session. These tools allow extremists to coordinate and share anti-abortion sentiment, actions, and tactics more privately and anonymously. This shift likely contributed to a slight decrease in the incidents of hate email/internet harassment that we were able to document in 2022.

# 2022 INCREASES

■ 2021 ■ 2022

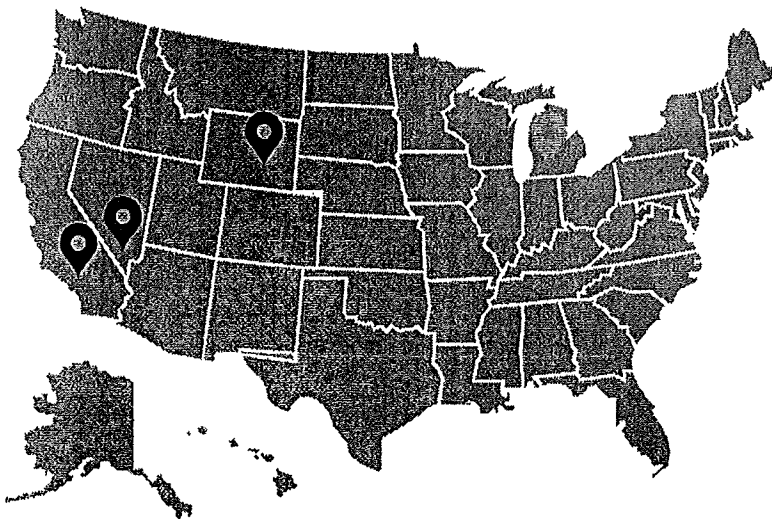


# Arsons



In 2022, we saw a 100% increase in arsons compared to 2021. There were four reported arsons in 2022 and three of those took place in states that are protective of abortion rights.

One of the arsons took place at a clinic in Casper, Wyoming that was set to open in June 2022. On May 25, 2022, just a few weeks after the draft *Dobbs* decision was leaked, someone broke into the clinic and set it on fire. The arson devastated staff, delayed the clinic opening for almost a year, and cost hundreds of thousands of dollars in repairs. A suspect was arrested in connection with this crime in April 2023.



- 3/8/2022 BAKERSFIELD, CA
- 5/25/2022 CASPER, WY
- 7/31/2022 KALAMAZOO, MI
- 12/28/2022 LAS VEGAS, NV

# 100%

Increase in arsons  
from 2021 to 2022

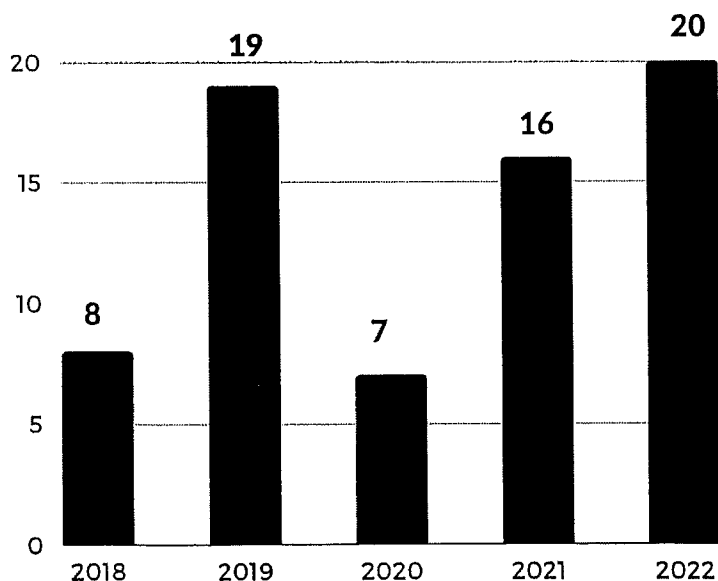


Listen to NAF member Julie Burkhart  
talk about experiencing an arson in  
May 2022

# Invasions

We once again documented an increase in clinic invasions, with 20 invasions reported in 2022.

Clinic invasions vary in length and can delay patient care. In some cases, the perpetrators make fake appointments to gain access to the clinic while posing as patients and they cause disruptions and refuse to leave until law enforcement is called. In others, they physically force their way into the clinic unannounced and refuse to leave.



**25%**

Increase in invasions  
from 2021 to 2022

Extremists have turned to social media platforms like TikTok and Instagram to coordinate clinic invasions, record them, and share them with their networks. The videos are used as a marketing tool to gain followers and recruit new members. Many of these videos depict extremists illegally entering clinics and harassing patients and clinic staff or causing loud disruptions.

# Death Threats/Threats of Harm

## Examples of threats posted online in 2022

"Me and the boys about to bomb a planned parenthood"

"Time to bomb abortion clinics"

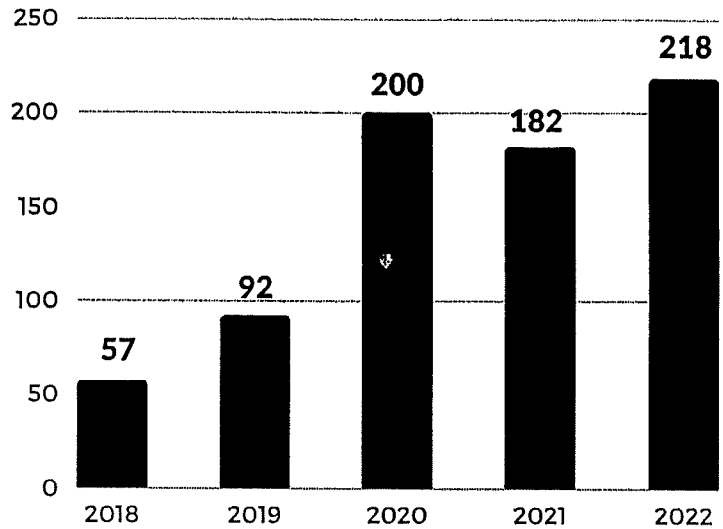

"pro-life but has access to anthrax and will use it against ppl in planned parenthood"

"This is 2022. Its [sic] time to take all the abortionists and burn them at the stake. They are witches."

"Hey 🖐️ it's okay to set fire to abortion clinics! Especially when your assassins for hire are still inside! Preferably when they also cannot escape!"

"Death to abortionists"

"The abortion clinic is now a free fire zone."



Abortion care providers continued to receive focused threats through phone calls, text messages, online posts, flyers, and in the mail. This hate speech often escalates into death threats and threats of harm.

In 2022, we documented a 20% increase in death threats/threats of harm over 2021.

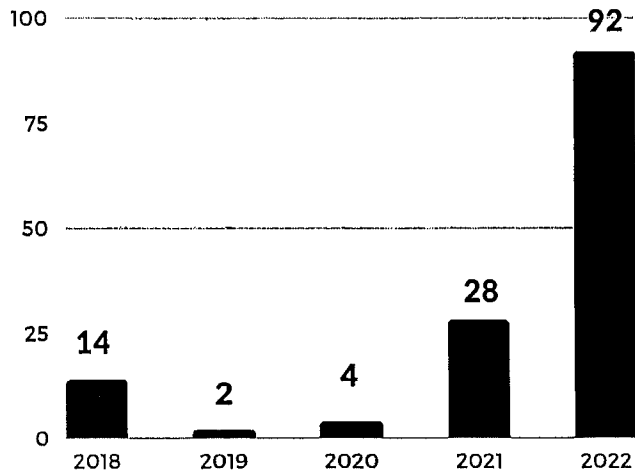
# 20%

Increase in death threats/threats of harm from 2021 to 2022



Listen to NAF member "Dr. B." talk about receiving a death threat in June 2022

# Stalking



In 2022, we saw an increase in incidents of stalking targeting abortion clinic staff and patients. Providers reported being followed en route to and from clinics as well as people repeatedly stalking patients as they entered and exited clinics every week.

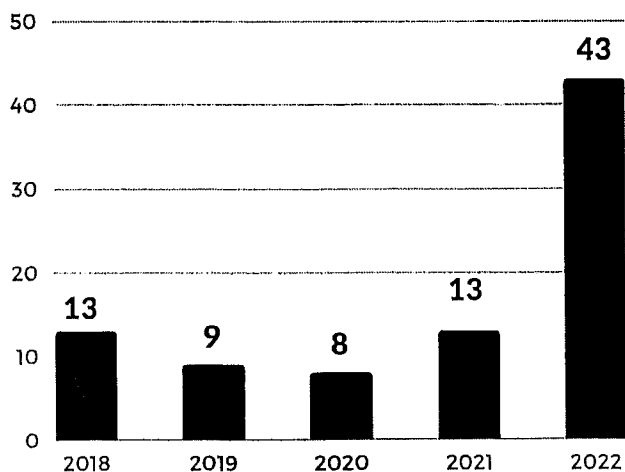
# 229%

Increase in stalking from 2021 to 2022

# Anthrax/Bioterrorism Threats

For the first time in more than a decade, facilities reported receiving suspicious envelopes containing a white powdery substance. Letters threatening anthrax poisoning were first used to terrorize and disrupt reproductive health care clinics in October 1998, just days after the murder of abortion provider Dr. Barnett Slepian and the last reported incident was in 2011. In one of the incidents this year, a clinic in Ohio received an envelope with a threatening note, white powder, and the word "Anthrax" was observed. While investigation proved that none of the letters actually contained anthrax toxin, every case resulted in frightening clinic staff, disrupting services, and wasting valuable law enforcement resources.

# Burglary



Burglaries increased 231% in 2022, with 43 incidents reported.

Burglary typically results in damage to property and carries a definite boldness to commit.

# 231%

Increase in burglary from 2021 to 2022

# Incidents in Protective States

In 2022, many anti-abortion extremists shifted their attention to protective states after dozens of clinics were forced to close in states that banned abortion. Clinics in protective states saw a disproportionate increase in violence and disruption this year:

- Assault and batteries increased by 29% (compared to a 67% decrease overall)
- Stalking increased by 913% (compared to a 229% increase overall)
- Hoax Devices/Suspicious Packages increased by 21% (compared to a 3% increase overall)
- Bomb threats increased by 133% (compared to an 11% increase overall)
- Picketing increased by 21% (compared to a 2% decrease overall)
- Obstructions increased 538% (compared to a 14% decrease overall)

Overall (All States)	2021	2022
Murder	0	0
Attempted Murder	0	0
Bombing	0	0
Arson	2	4
Attempted Bombing / Arson	1	1
Invasion	16	20
Vandalism	123	101
Trespassing	977	395
Butyric Acid Attacks	0	0
Anthrax/Bioterrorism Threats	0	4
Assault & Battery	123	40
Kidnapping	0	0
Burglary	13	43
Stalking	28	92
Hate Mail/Harassing Calls	2,999	2,413
Hoax Devices/Suspicious Packages	74	78
Bomb Threats	9	10
Picketing	114,093	112,086
Obstruction	2,439	2,100
Blockades	11	6

U.S. "Protective" States	2021	2022
Murder	0	0
Attempted Murder	0	0
Bombing	0	0
Arson	1	3
Attempted Bombing / Arson	0	1
Invasion	4	9
Vandalism	60	57
Trespassing	470	217
Butyric Acid Attacks	0	0
Anthrax/Bioterrorism Threats	0	3
Assault & Battery	7	9
Kidnapping	0	0
Burglary	5	10
Stalking	8	31
Hate Mail/Harassing Calls	2,204	1,318
Hoax Devices/Suspicious Packages	47	57
Bomb Threats	3	7
Picketing	33,907	40,863
Obstruction	45	287
Blockades	4	5

\*\*"Protective" states include the following categories from the [Gutmacher Institute](#) as of May 9, 2023: Most protective, Very protective, Protective, and Some restrictions/protections (these states include DE, MI, NV, NH, RI, and VA).

# Anti-Abortion Centers

Anti-abortion centers, sometimes called “crisis pregnancy centers” (CPCs), are fake clinics, often subsidized by taxpayer dollars, that use deceptive practices to dissuade people from seeking abortions. These centers exist in every state—even those that are protective of abortion rights—and they target not only people who live in those states, but those who are traveling from another state to access abortion care. Anti-abortion centers and attacks on abortion clinics are both instrumental to the infrastructure of the anti-abortion movement. CPCs are simply another tactic in the war on bodily autonomy and reproductive justice that work in tandem with others.

Anti-abortion centers are a major part of anti-abortion activists’ post-*Dobbs* strategy. As clinics close or stop providing abortion care, anti-abortion centers are shifting their efforts to more sophisticated, planned-out attacks, and incidents are on the rise.

Anti-abortion centers attempt to block people's access to abortion care by:

- Lying to people about how far along they are in their pregnancy so they delay care or miss the deadline for their state’s gestational limit;
- Opening anti-abortion centers next to clinics, mimicking the names of real clinics, and tricking clinic patients into coming into their centers; and
- Packing clinic schedules with fake appointments so people who truly need care miss out.

Major social media companies help these anti-abortion centers. Google directs people to them in search results, and Meta actively suppresses accurate information on abortion while leaving anti-abortion misinformation in place.

In early 2023, the FBI announced a \$25,000 reward for anyone with information about a series of attacks on “reproductive health clinics” in 2022. But nine of the 10 organizations that the agency listed in its announcement are anti-abortion centers—not abortion clinics. The well-organized extremist violence against abortion providers should not be conflated with acts of vandalism against fake clinics. And many of the individuals and politicians who are suddenly concerned about the violence against these buildings have been silent for decades as medical providers have been stalked and murdered for doing their jobs—and some of those same people who are outraged now have even encouraged that violence against abortion providers.

In 2022, we saw anti-abortion centers attempt to take advantage of the confusion and chaos caused by the *Dobbs*-decision and state abortion bans. Especially in the new post-*Dobbs* landscape, it is essential to help patients access the care they want and need—and that starts with making sure they know the difference between a real health care facility, and an organization trying to trick them and force them into carrying an unwanted pregnancy to term.

# Methodology

NAF has been tracking incidents of violence and disruption against reproductive health care providers since 1977. NAF asks our member facilities and allied organizations to submit monthly reports on the anti-abortion incidents that they experience. We conduct telephone and email follow up to our member clinics to acquire completed reports and to gather additional information about reported incidents as needed. If we are not able to validate an incident, it is not included in our statistics, which suggests that actual incidents are higher than reported. This year, 80% of our facility members reported data to us. In the 2022 statistics, we suspect underreporting in a number of categories, including picketing, hate mail/calls, hate email/internet harassment, obstruction, and trespassing.

NAF continues to work with an outside security firm to monitor threats and track scheduled anti-abortion events. NAF collects and compiles this data to detect patterns in anti-abortion criminal activities and appropriately report these trends to law enforcement. However, the shift among anti-abortion individuals and groups to use encrypted communication tools and services like Signal, Telegram, Discord, and Session likely contributed to a slight decrease in the incidents of hate email/internet harassment that we were able to document in 2022.

Numbers prior to 2013 represent the United States and Canada only. Numbers from 2013-2021 represent the United States, Canada, Mexico City, and Colombia, and numbers from 2022 represent the United States, Canada, and Colombia.

## ACKNOWLEDGEMENTS

NAF's Security & Safe Access Program is generously supported by a number of private foundations and individual donors. We appreciate this ongoing support, which enables us to provide our members with 24/7 security support, trainings and assessments, and the collection and production of these statistics.

We offer special thanks to the Guttmacher Institute's Rachel Jones, PhD, for support around our methodology and [The Endora Project](#) for additional information about anti-abortion centers.



NATIONAL  
ABORTION  
FEDERATION

**NAF VIOLENCE AND DISRUPTION STATISTICS (2020 - 2022)**

**INCIDENTS OF VIOLENCE & DISRUPTION AGAINST ABORTION PROVIDERS**

	2020	2021	2022	Totals 2020 - 2022
<b>Violence</b>				
Murder	0	0	0	0
Attempted Murder	0	0	0	0
Bombing	0	0	0	0
Arson	5	2	4	11
Attempted Bombing / Arson	4	1	1	6
Invasion	7	16	20	43
Vandalism	80	123	101	304
Trespassing <sup>1</sup>	1,265	977	395	2,637
Butyric Acid Attacks	0	0	0	0
Anthrax / Bioterrorism Threats	0	0	4	4
Assault & Battery	54	123	40	217
Death Threats / Threats of Harm <sup>2</sup>	200	182	218	600
Kidnapping	0	0	0	0
Burglary <sup>3</sup>	8	13	43	64
Stalking <sup>4</sup>	4	28	92	124
<b>Totals</b>	<b>1,627</b>	<b>1,465</b>	<b>918</b>	<b>4,010</b>
<b>Disruption</b>				
Hate Mail / Harassing Calls	3,413	2,999	2,413	8,825
Hate Email / Internet Harassment <sup>5</sup>	24,646	25,026	19,765	69,437
Hoax Devices / Suspicious Packages <sup>6</sup>	27	71	73	171
Bomb Threats	5	9	10	24
Picketing <sup>7</sup>	115,517	114,093	112,086	341,696
Obstruction <sup>8</sup>	2,712	2,439	2,100	7,251
<b>Totals</b>	<b>146,320</b>	<b>144,637</b>	<b>136,447</b>	<b>427,404</b>
<b>Clinic Blockades</b>				
Number of Incidents	2	11	6	19
Number of Arrests <sup>9</sup>	18	27	20	65

<sup>1</sup> Tabulation of trespassing began in 1999.

<sup>2</sup> Death Threats, as of 2015, include any reported or discovered "Threats of Harm."

<sup>3</sup> This category includes incidents of Burglary, Robbery, and Theft that occurred at a reproductive health facility.

<sup>4</sup> Stalking is defined as the persistent following, threatening, and harassing of an abortion provider, staff member, or patient away from the clinic. Tabulation of stalking incidents began in 1993.


<sup>5</sup> Tabulation of email harassment began in 2002. As of mid-November 2015, enhanced technology allowed for an increased ability to document internet harassment.

<sup>6</sup> Tabulation of hoax devices began in 2002.

<sup>7</sup> NAF changed its method of collecting picketing data in 2012. Obstruction was separated into its own category.

<sup>8</sup> Tabulation of obstructions began in 2012. Obstruction is defined as the act of causing a delay or an attempt to cause a delay in the conduct of business or prevent persons from entering or exiting an area. This would apply to violations of the FACE Act.

<sup>9</sup> The "number of arrests" represents the total number of arrests, not the total number of persons arrested. Many individuals were arrested multiple times.

	NAF VIOLENCE AND DISRUPTION STATISTICS (2010 - 2019)										
	INCIDENTS OF VIOLENCE & DISRUPTION AGAINST ABORTION PROVIDERS										
	2010	2011	2012	2013	2014	2015	2016	2017	2018	2019	Totals 2010-2019
<b>Violence</b>											
Murder	0	0	0	0	0	9	0	0	0	0	9
Attempted Murder	0	0	0	0	0	9	0	0	0	0	9
Bombing	0	1	0	0	0	0	0	0	0	0	1
Arson	0	1	5	0	1	4	1	1	1	1	15
Attempted Bombing / Arson	1	1	0	0	0	0	0	1	1	0	4
Invasion	0	0	0	8	1	6	7	11	8	19	60
Vandalism	22	27	12	5	12	67	109	92	125	70	541
Trespassing <sup>1</sup>	45	69	47	264	78	118	247	823	1,135	1,507	4,333
Butyric Acid Attacks	0	0	0	0	0	0	0	0	0	0	0
Anthrax / Bioterrorism Threats	1	1	0	0	0	0	0	0	0	0	2
Assault & Battery	4	8	7	0	1	6	36	36	15	24	132
Death Threats / Threats of Harm <sup>2</sup>	2	2	6	2	1	94	33	62	57	92	351
Kidnapping	0	0	0	0	0	0	0	0	0	0	0
Burglary <sup>3</sup>	13	8	5	0	1	9	66	34	13	9	158
Stalking <sup>4</sup>	7	1	6	20	4	9	22	21	14	2	106
<b>Totals</b>	<b>95</b>	<b>114</b>	<b>88</b>	<b>299</b>	<b>99</b>	<b>325</b>	<b>521</b>	<b>1,081</b>	<b>1,369</b>	<b>1,724</b>	<b>5,715</b>
<b>Disruption</b>											
Hate Mail / Harassing Calls	404	365	452	420	367	373	869	1,156	1,388	3,123	8,917
Hate Email / Internet Harassment <sup>5</sup>	44	17	41	88	91	25,839	42,726	15,773	21,252	22,366	128,237
Hoax Devices / Suspicious Packages <sup>6</sup>	8	2	7	2	9	35	29	30	4	2	128
Bomb Threats	12	1	1	4	1	4	9	8	3	8	51
Picketing <sup>7</sup>	6,347	4,780	5,706	5,574	5,402	21,715	61,562	78,114	99,409	123,228	411,837
Obstruction <sup>8</sup>			79	396	251	242	580	1,704	3,038	3,387	9,677
<b>Totals</b>	<b>6,815</b>	<b>5,165</b>	<b>6,286</b>	<b>6,484</b>	<b>6,121</b>	<b>48,208</b>	<b>105,775</b>	<b>96,785</b>	<b>125,094</b>	<b>152,114</b>	<b>558,847</b>
<b>Clinic Blockades</b>											
Number of Incidents	1	5	6	3	23	45	51	104	43	9	290
Number of Arrests <sup>9</sup>	0	0	4	1	0	0	1	10	2	0	18

<sup>1</sup> Tabulation of trespassing began in 1999.

<sup>2</sup> Death Threats, as of 2015, include any reported or discovered "Threats of Harm."

<sup>3</sup> This category includes incidents of Burglary, Robbery, and Theft that occurred at a reproductive health facility.

<sup>4</sup> Stalking is defined as the persistent following, threatening, and harassing of an abortion provider, staff member, or patient away from the clinic. Tabulation of stalking incidents began in 1993.


<sup>5</sup> Tabulation of email harassment began in 2002. As of mid-November 2015, enhanced technology allowed for an increased ability to document internet harassment.

<sup>6</sup> Tabulation of hoax devices began in 2002.

<sup>7</sup> NAF changed its method of collecting picketing data in 2012. Obstruction was separated into its own category.

<sup>8</sup> Tabulation of obstructions began in 2012. Obstruction is defined as the act of causing a delay or an attempt to cause a delay in the conduct of business or prevent persons from entering or exiting an area. This would apply to violations of the FACE Act.

<sup>9</sup> The "number of arrests" represents the total number of arrests, not the total number of persons arrested. Many individuals were arrested multiple times.

	NAF VIOLENCE AND DISRUPTION STATISTICS (2000 - 2009)										
	INCIDENTS OF VIOLENCE & DISRUPTION AGAINST ABORTION PROVIDERS										
	2000	2001	2002	2003	2004	2005	2006	2007	2008	2009	Totals 2000-09
<b>Violence</b>											
Murder	0	0	0	0	0	0	0	0	0	1	1
Attempted Murder	1	0	0	0	0	0	0	0	0	0	1
Bombing	0	1	0	0	0	0	0	0	0	0	1
Arson	2	2	1	3	2	2	0	2	0	0	14
Attempted Bombing / Arson	3	2	0	0	1	6	4	2	1	1	20
Invasion	4	2	1	0	0	0	4	7	6	1	25
Vandalism	56	58	60	48	49	83	72	59	45	40	570
Trespassing <sup>1</sup>	81	144	163	66	67	633	336	122	148	104	1,864
Butyric Acid Attacks	0	0	0	0	0	0	0	0	0	0	0
Anthrax / Bioterrorism Threats	30	54	23	0	1	0	0	1	3	2	114
Assault & Battery	7	2	1	7	8	8	11	12	6	9	71
Death Threats / Threats of Harm <sup>2</sup>	9	14	3	7	4	10	10	13	2	16	89
Kidnapping	0	0	0	0	0	0	1	0	0	0	1
Burglary <sup>3</sup>	5	6	1	9	5	11	30	12	7	12	98
Stalking <sup>4</sup>	17	10	12	3	15	8	6	19	19	1	110
<b>Totals</b>	<b>215</b>	<b>795</b>	<b>265</b>	<b>143</b>	<b>152</b>	<b>761</b>	<b>474</b>	<b>249</b>	<b>237</b>	<b>187</b>	<b>3,478</b>
<b>Disruption</b>											
Hate Mail / Harassing Calls	1,011	404	230	432	453	515	548	522	396	1,699	6,210
Hate Email / Internet Harassment <sup>5</sup>			24	70	51	77	25	38	44	16	345
Hoax Devices / Suspicious Packages <sup>6</sup>			41	13	9	16	17	23	24	17	160
Bomb Threats	20	31	7	17	13	11	7	6	13	4	129
Picketing <sup>7</sup>	8,478	9,969	10,241	11,348	11,640	13,415	13,505	11,113	12,503	8,388	110,600
Obstruction <sup>8</sup>											
<b>Totals</b>	<b>9,509</b>	<b>10,404</b>	<b>10,543</b>	<b>11,880</b>	<b>12,166</b>	<b>14,034</b>	<b>14,102</b>	<b>11,702</b>	<b>12,980</b>	<b>10,124</b>	<b>117,444</b>
<b>Clinic Blockades</b>											
Number of Incidents	4	2	4	10	34	4	13	7	8	1	87
Number of Arrests <sup>9</sup>	0	0	0	0	0	0	0	3	1	0	4

<sup>1</sup> Tabulation of trespassing began in 1999.

<sup>2</sup> Death Threats, as of 2015, include any reported or discovered "Threats of Harm."

<sup>3</sup> This category includes incidents of Burglary, Robbery, and Theft that occurred at a reproductive health facility.

<sup>4</sup> Stalking is defined as the persistent following, threatening, and harassing of an abortion provider, staff member, or patient away from the clinic. Tabulation of stalking incidents began in 1993.


<sup>5</sup> Tabulation of email harassment began in 2002. As of mid-November 2015, enhanced technology allowed for an increased ability to document internet harassment.

<sup>6</sup> Tabulation of hoax devices began in 2002.

<sup>7</sup> NAF changed its method of collecting picketing data in 2012. Obstruction was separated into its own category.

<sup>8</sup> Tabulation of obstructions began in 2012. Obstruction is defined as the act of causing a delay or an attempt to cause a delay in the conduct of business or prevent persons from entering or exiting an area. This would apply to violations of the FACE Act.

<sup>9</sup> The "number of arrests" represents the total number of arrests, not the total number of persons arrested. Many individuals were arrested multiple times.

	NAF VIOLENCE AND DISRUPTION STATISTICS (1990 - 1999)										
	INCIDENTS OF VIOLENCE & DISRUPTION AGAINST ABORTION PROVIDERS										
	1990	1991	1992	1993	1994	1995	1996	1997	1998	1999	Total 1990-99
<b>Violence</b>											
Murder	0	0	0	1	4	0	0	0	2	0	7
Attempted Murder	0	2	0	1	8	1	1	2	1	0	16
Bombing	1	1	0	1	1	1	2	6	1	1	15
Arson	10	8	19	12	11	14	3	8	4	7	66
Attempted Bombing / Arson	3	1	13	7	3	1	4	2	5	0	39
Invasion	19	29	26	24	2	4	0	7	5	1	112
Vandalism	26	44	116	113	42	31	29	105	46	23	575
Trespassing <sup>1</sup>										193	193
Biologic Acid Attacks <sup>1</sup>	0	0	57	15	8	0	1	0	19	0	100
Anthrax / Bioterrorism Threats	0	0	0	0	0	0	0	0	12	35	47
Assault & Battery	6	6	9	9	7	2	1	9	4	0	53
Death Threats / Threats of Harm <sup>2</sup>	7	3	8	78	59	41	13	11	25	2	247
Kidnapping	0	0	0	0	0	0	0	0	1	0	1
Burglary <sup>3</sup>	2	1	5	3	3	3	6	6	6	0	35
Stalking <sup>4</sup>				188	22	61	52	67	13	1	404
<b>Total:</b>	<b>15</b>	<b>10</b>	<b>22</b>	<b>278</b>	<b>91</b>	<b>107</b>	<b>72</b>	<b>93</b>	<b>119</b>	<b>5</b>	<b>1,945</b>
<b>Disruption</b>											
Hate Mail / Harassing Calls	21	142	469	628	381	255	605	2,829	915	82	6,327
Hate Email / Internet Harassment <sup>5</sup>											
Hoax Devices / Suspicious Packages <sup>6</sup>											
Bomb Threats	11	15	12	22	14	41	13	79	31	7	245
Picketing <sup>7</sup>	45	292	2,898	2,279	1,407	1,356	3,932	7,518	8,402	1,808	29,937
Obstruction <sup>8</sup>											
<b>Total:</b>	<b>77</b>	<b>449</b>	<b>3,379</b>	<b>2,929</b>	<b>1,802</b>	<b>1,652</b>	<b>4,550</b>	<b>10,426</b>	<b>9,348</b>	<b>1,897</b>	<b>36,509</b>
<b>Clinic Blockades</b>											
Number of Incidents	34	41	83	66	25	5	7	25	2	1	289
Number of Arrests <sup>9</sup>	1,363	3,885	2,580	1,236	217	54	65	29	16	2	9,447

<sup>1</sup> Tabulation of trespassing began in 1999.

<sup>2</sup> Death Threats, as of 2015, include any reported or discovered "Threats of Harm."

<sup>3</sup> This category includes incidents of Burglary, Robbery, and Theft that occurred at a reproductive health facility.

<sup>4</sup> Stalking is defined as the persistent following, threatening, and harassing of an abortion provider, staff member, or patient away from the clinic. Tabulation of stalking incidents began in 1993.


<sup>5</sup> Tabulation of email harassment began in 2002. As of mid-November 2015, enhanced technology allowed for an increased ability to document internet harassment.

<sup>6</sup> Tabulation of hoax devices began in 2002.

<sup>7</sup> NAF changed its method of collecting picketing data in 2012. Obstruction was separated into its own category.

<sup>8</sup> Tabulation of obstructions began in 2012. Obstruction is defined as the act of causing a delay or an attempt to cause a delay in the conduct of business or prevent persons from entering or exiting an area. This would apply to violations of the FACE Act.

<sup>9</sup> The "number of arrests" represents the total number of arrests, not the total number of persons arrested; Many individuals were arrested multiple times.

	NAF VIOLENCE AND DISRUPTION STATISTICS (Summary by Decade)					
	INCIDENTS OF VIOLENCE & DISRUPTION AGAINST ABORTION PROVIDERS					
	1977 to 89	1990 to 99	2000 to 09	2010 to 19	2020 to 22	Totals
<b>Violence</b>						
Murder	0	7	1	3	0	11
Attempted Murder	0	16	1	9	0	26
Bombing	25	15	1	1	0	42
Arson	64	96	14	15	11	200
Attempted Bombing / Arson	37	39	20	4	6	106
Invasion	247	117	25	60	43	492
Vandalism	244	575	570	541	304	2,234
Trespassing <sup>1</sup>		193	1,864	4,333	2,637	9,027
Butyric Acid Attacks	0	100	0	0	0	100
Anthrax / Bioterrorism Threats	0	47	614	2	4	667
Assault & Battery	58	53	71	132	217	531
Death Threats / Threats of Harm <sup>2</sup>	70	247	88	351	600	1,356
Kidnapping	2	1	1	0	0	4
Burglary <sup>3</sup>	20	85	98	158	64	375
Stalking <sup>4</sup>		404	110	106	124	744
<b>Totals</b>	<b>767</b>	<b>1,945</b>	<b>3,478</b>	<b>5,715</b>	<b>4,010</b>	<b>15,915</b>
<b>Disruption</b>						
Hate Mail / Harassing Calls	192	6,327	6,210	8,917	8,825	30,471
Hate Email / Internet Harassment <sup>5</sup>			345	128,237	69,437	198,019
Hoax Devices / Suspicious Packages <sup>6</sup>			160	128	171	459
Bomb Threats	237	245	129	51	24	686
Picketing <sup>7</sup>	847	29,937	110,600	411,837	341,696	894,917
Obstruction <sup>8</sup>				9,677	7,251	16,928
<b>Totals</b>	<b>1,276</b>	<b>36,509</b>	<b>117,444</b>	<b>558,847</b>	<b>427,404</b>	<b>1,141,480</b>
<b>Clinic Blockades</b>						
Number of Incidents	385	289	87	290	19	1,070
Number of Arrests <sup>9</sup>	24,380	9,447	4	18	65	33,914

<sup>1</sup> Tabulation of trespassing began in 1999.

<sup>2</sup> Death Threats, as of 2015, include any reported or discovered "Threats of Harm."

<sup>3</sup> This category includes incidents of Burglary, Robbery, and Theft that occurred at a reproductive health facility.

<sup>4</sup> Stalking is defined as the persistent following, threatening, and harassing of an abortion provider, staff member, or patient away from the clinic. Tabulation of stalking incidents began in 1993.

<sup>5</sup> Tabulation of email harassment began in 2002. As of mid-November 2015, enhanced technology allowed for an increased ability to document internet harassment.

<sup>6</sup> Tabulation of hoax devices began in 2002.

<sup>7</sup> NAF changed its method of collecting picketing data in 2012. Obstruction was separated into its own category.

<sup>8</sup> Tabulation of obstructions began in 2012. Obstruction is defined as the act of causing a delay or an attempt to cause a delay in the conduct of business or prevent persons from entering or exiting an area. This would apply to violations of the FACE Act.

<sup>9</sup> The "number of arrests" represents the total number of arrests, not the total number of persons arrested. Many individuals were arrested multiple times.