



MAINE
DENTAL
ASSOCIATION

29 Association Drive, Manchester, ME 04351 * Phone: 207-622-7900 * Fax: 207-622-6210 * www.medental.org

Testimony of the Maine Dental Association
before the Health Coverage, Insurance and Financial Services Committee

**LD 23 An Act to Extend the Period of Time a Dentist May Operate the Practice of a Deceased
or Incapacitated Dentist**

In Support
Public Hearing: Tuesday, January 28, 2025

Senator Bailey, Representative Mathieson and Distinguished Members of the Health Coverage,
Insurance and Financial Services Committee:

I am Therese Cahill and I serve as Executive Director of the Maine Dental Association. The MDA is a statewide association dedicated to advancing excellence in dentistry. Unfortunately, I am unable to attend today's Public Hearing as I am out of state.

The MDA represents 85% of the dentists in Maine; there are approximately 775 practicing and retired dentists who are active members of the association.

On behalf of the Maine Dental Association, I am respectfully providing testimony *in support of LD 23 An Act to Increase the Period of Time a Dentist May Operate the Practice of a Deceased or Incapacitated Dentist*.

Notable here is the fact that across the country, the average number of dentists per capita is 60.4%; in Maine, the average number of dentists per capita is 54.5%. Without question, the closure of one practice will negatively impact hundreds of patients.

Like so many professions across our State, our members continue to face critical staffing shortages. Most practicing dentists are small business owners who, often along with family members, manage all aspects of operation of their dental office. When the dentist owner dies or becomes incapacitated, the small business needs to continue to function while the family and staff make their way through the personal process of grief. By allowing additional time to get the office's affairs in order to prepare the business to be sold, Maine would be honoring the family's process, keep a small business open, support the employment of staff, and continue to serve the often small communities who would struggle to find dental care due to an office closure. We're all aware that Maine, despite passage of an adult Medicaid dental benefit and a substantial increase to dental fees, continues to struggle with sufficient access to care.

For your information I have included 2 graphics published by the American Dental Association outlining Maine Dentist Demographics (54.5 per 100,000) as well US Dentist Demographics (60.4 per 100,000). Should you have any questions, please don't hesitate to contact me (tcahill@medental.org). Thank you for your time and attention.

DENTISTS DEMOGRAPHICS

**Maine
2023**

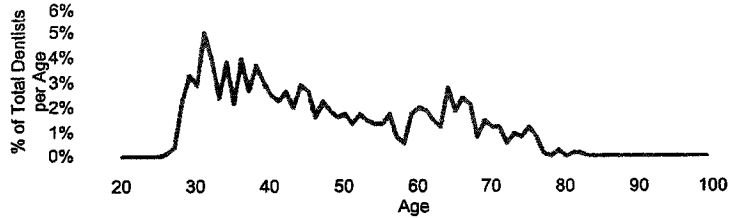
**All Dentists
761**

**Per 100,000
54.5**

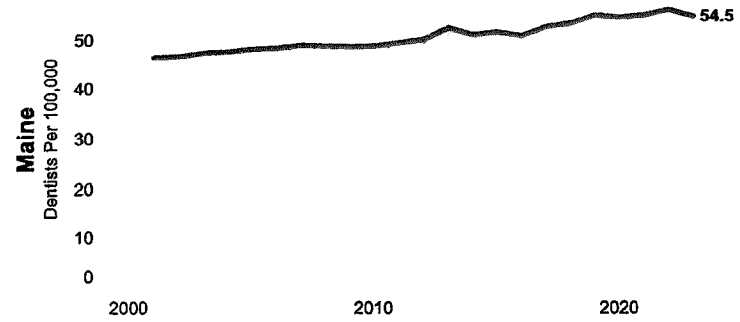
DISTRIBUTION OF DENTIST AGE

■ % of State Dentist Count
□ % of Total Nationwide

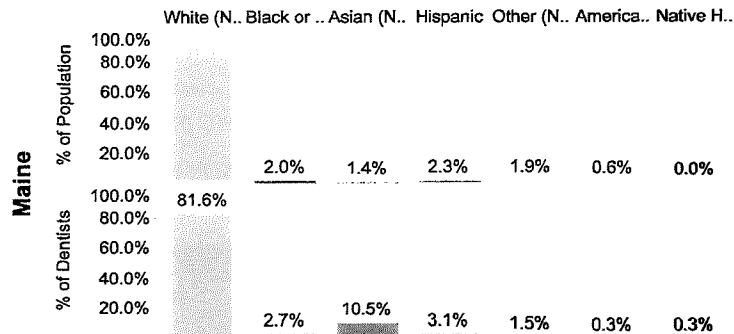
2023
☐ Show history



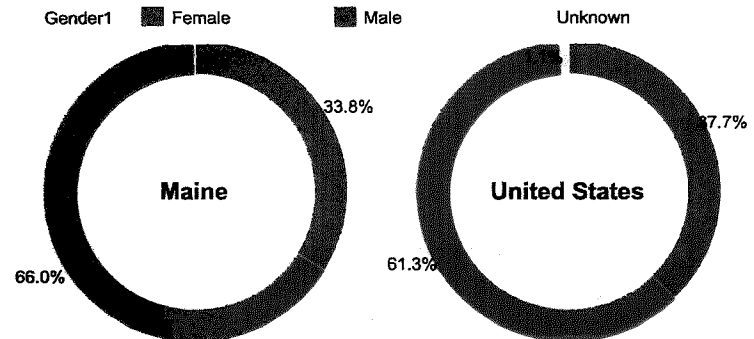
DENTISTS PER CAPITA



RACE AND ETHNICITY



GENDER



Geography
Maine

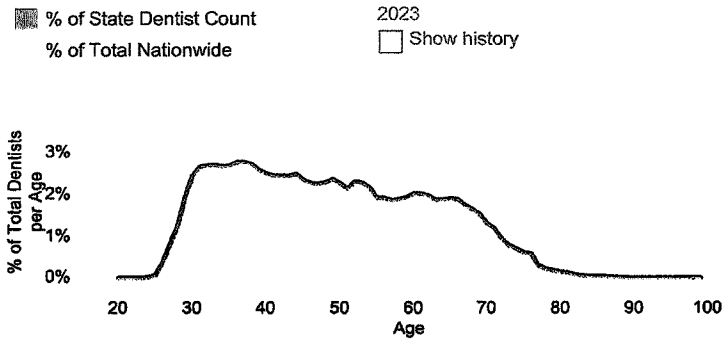
Year
2023



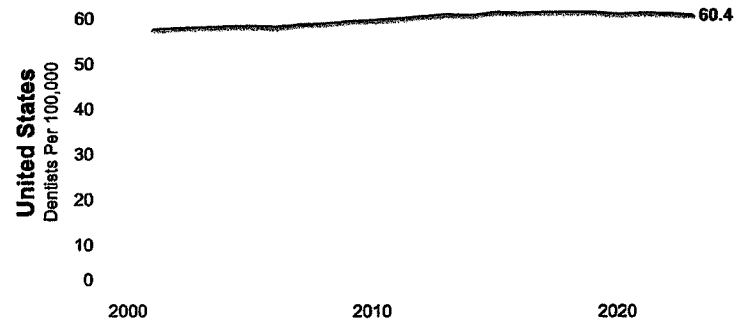
DENTISTS DEMOGRAPHICS

United States 2023	All Dentists 202,304	Per 100,000 60.4
-------------------------------------	---------------------------------------	-----------------------------------

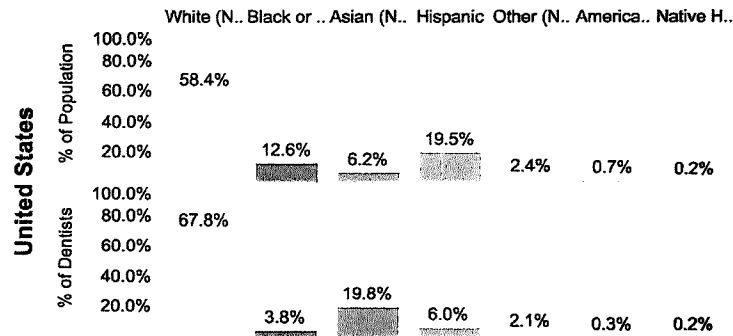
DISTRIBUTION OF DENTIST AGE



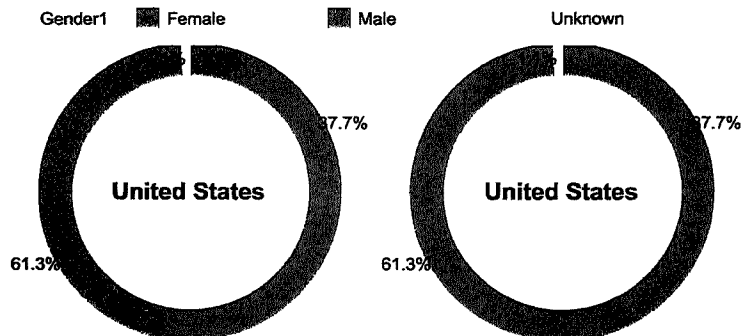
DENTISTS PER CAPITA



RACE AND ETHNICITY



GENDER



Geography
United Sta..

Year
2023

PDF