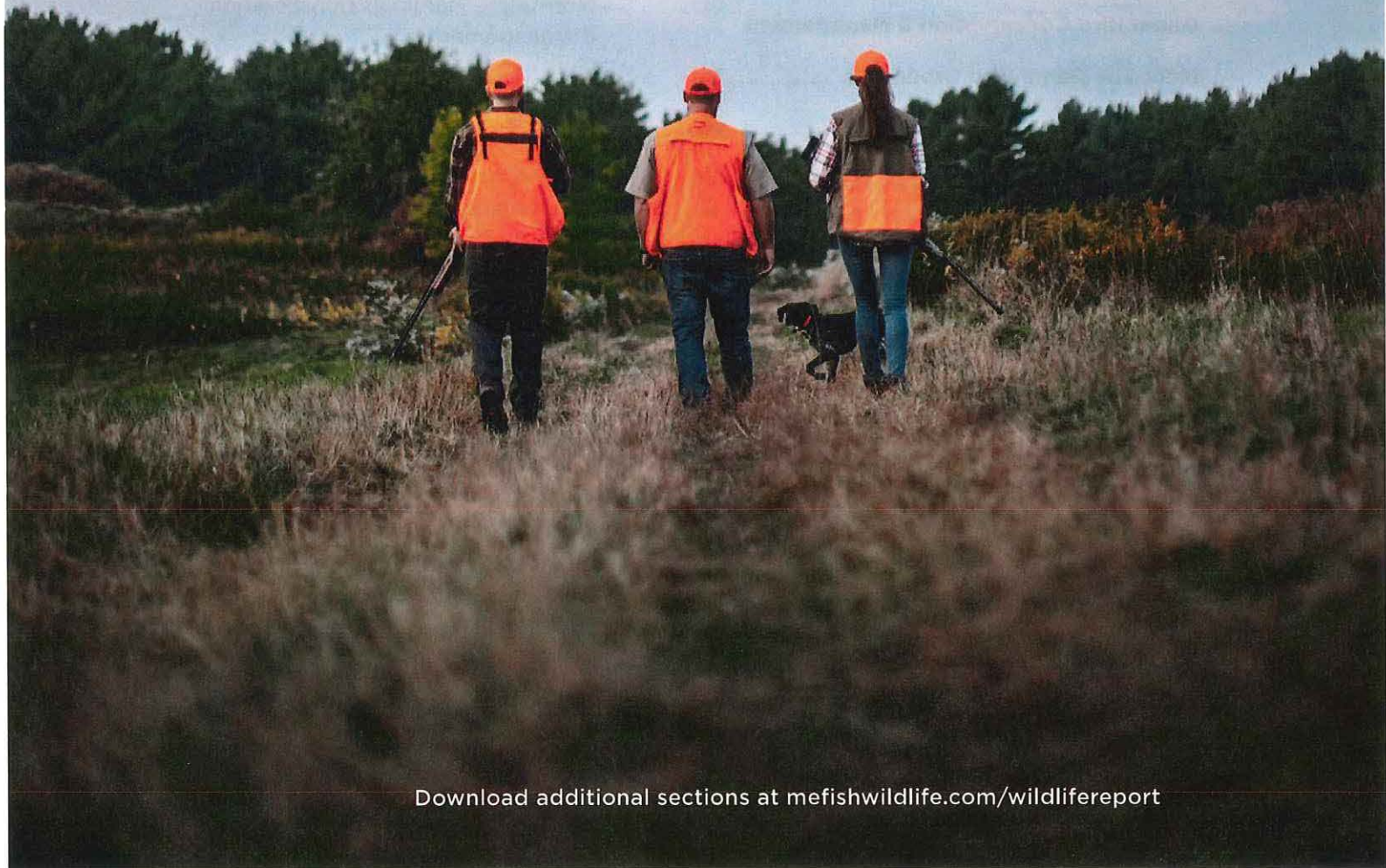




2021-2022

RESEARCH + MANAGEMENT REPORT

Game Species Conservation and Management



Download additional sections at [mefishwildlife.com/wildlifereport](https://mefishwildlife.com/wildlifereport)



## 2021-22 RESEARCH & MANAGEMENT REPORT

Maine Department of Inland Fisheries and Wildlife protects and manages Maine's fish and wildlife and their habitats, promotes Maine's outdoor heritage, and safely connects people with nature through responsible recreation, sport, and science.

### Game Species Conservation & Management

#### Game Mammal Conservation & Management

Meet The Game Mammal Group..... 2

White-Tailed Deer ..... 4

Moose ..... 14

Black Bear..... 20

Furbearers ..... 30

#### Game Bird Conservation & Management

Meet The Game Bird Group..... 38

Resident Game Birds ..... 40

Migratory Game Birds..... 42

Download additional sections at  
[mefishwildlife.com/wildlifereport](http://mefishwildlife.com/wildlifereport)

- » Game Mammals Conservation & Management
- » Habitat Conservation & Management
- » Endangered and Threatened Species Conservation & Management
- » Non-Game Mammals Conservation & Management
- » Beginning with Habitat Updates
- » Bird Conservation & Management
- » Reptile, Amphibian, and Invertebrate Conservation & Management

---

Compiled and edited by  
Lauren McPherson

Maine Department of Inland  
Fisheries & Wildlife

353 Water Street  
41 State House Station  
Augusta, ME 04333-0041  
207-446-2964

#### Project Funding

These studies are financed in part through Federal Aid in Wildlife Restoration Funds under Projects 88D and 87R and through State Wildlife Grants.

The Department of Inland Fisheries and Wildlife receives Federal funds from the U.S. Department of the Interior.

Accordingly, all Department programs and activities must be operated free from discrimination in regard to race, color, national origin, age or handicap. Any person who believes that he or she has been discriminated against should write to The Office of Equal Opportunity, U.S.

Cover photo by Chris Bennet



# MAMMAL CONSERVATION & MANAGEMENT

The Mammal Group develops and oversees Maine’s mammal monitoring and management programs, assists with permit reviews, and provides technical assistance to policy makers and the public. We address public and departmental informational needs by designing and implementing research programs, assisting with strategic planning, contributing to the Department’s environmental education efforts, and responding to public information requests. We also make regulatory recommendations on hunting and trapping of mammals to the Wildlife Division Director. We conduct all regulatory recommendations, planning, and research in close cooperation with regional wildlife biologists in the Wildlife Management section.

## Meet the Game Mammal Group



**Craig McLaughlin, Ph.D.**  
**Wildlife Research and Assessment Section Supervisor/Acting Mammal Group Leader**

Craig supervises the Section and supports the Mammal Group’s conservation and management programs. As one of the Department’s primary liaisons with research programs at the University of Maine and other regional universities, he facilitates partnerships that strengthen the Department’s research programs. These programs provide science to inform management that conserves both common and uncommon species statewide.



**Nathan Bieber**  
**Wildlife Biologist**  
*Deer*

Nathan oversees deer management system implementation, working closely with a team of regional biologists to make recommendations for allocating Any-Deer Permits and analyze hunter harvest and biological data. He also organizes MDIFW’s chronic wasting disease monitoring efforts and serves as the departmental spokesperson on white-tailed deer issues. Nathan and the Cervid Working Group are updating the deer management system to address the priorities described in the Department’s new Big Game Management Plan. He is also currently collaborating with a team of biologists on a deer winter survival study in Maine and New Brunswick.



**Lee Kantar**  
**Wildlife Biologist**  
*Moose*

Lee oversees Maine’s Moose Management program. Lee’s work involves conducting aerial moose surveys, collecting and analyzing biological information from moose, making hunting permit recommendations, and serving as the departmental spokesperson on moose. Lee led research on Adult Cow and Calf Survival (2014-2020) with cooperators and counterparts in NH/VT. He is continuing research on moose and winter ticks thru the implementation of an Adaptive Hunt Unit in northwestern Maine as well as continued collaboration with northeastern wildlife agencies and universities to assess moose populations in Maine as well as the northeast. This work will continue to inform the moose management system to address priorities described in the Department’s Big Game Management Plan.



**Jennifer Vashon**  
**Wildlife Biologist**  
*Black Bear and Canada Lynx*

Jennifer oversees the management of black bears and Canada lynx – a federally-threatened species. Jen designs and implements surveys and monitoring plans for bears and lynx and analyzes biological data for these species. She is the departmental spokesperson for lynx and bear, makes annual recommendations for harvesting black bears, and provides technical support on bear and lynx issues to stakeholders in Maine and other states. Jen also ensures that the Department meets its obligations under the federal Incidental Take Permit for Canada lynx.



**Shevenell Webb**  
**Wildlife Biologist**  
*Furbearers*

Shevenell oversees the management of furbearers, work that involves monitoring populations, developing a new Furbearer Management Plan, conducting research, recommending trapping regulations, and serving as the departmental spokesperson for furbearers. Shevenell is participating in several research projects, including a study to determine the most effective way to monitor Maine’s marten and fisher populations.

**MAMMAL GROUP CONTRACT WORKERS AND VOLUNTEERS**

**Deer Project**

- Laura Williams
- Wendell Harvey
- Sue Kelly
- Holly Bates
- Gerry Lavigne
- Eldon McLean
- Paul Campbell
- Tim Lentz
- Braden Richard
- Jackie Morton
- Jacob Seehusen
- Bailey Clock
- Wright Pinkham

**Moose Project**

- Randy Cross
- Brittany Carrier
- Don Pelkey
- Lisa Feener

**Bear Project**


- Lisa Feener
- Jake Feener
- Zack Gadow
- Colleen Kostovick
- Ethan Lamb
- Evan Whidden
- Carl Tugend

**Furbearers**

- Bryn Evans
- Jacob Seehusen
- Tegwin Taylor
- Sara Beck
- Valerie Wright
- Maggie Hayes
- Tessa Baillargeon

# WHITE-TAILED DEER

Nathan Bieber



Few species conjure up images of wilderness while simultaneously bringing wilderness close to home like the white-tailed deer. This adaptable creature's range stretches across all 48 lower U.S. states, north to the Yukon Territory, and south to Peru. Whitetails inhabit all corners of Maine, so whether you are an avid wildlife watcher or photographer, big woods tracker, or urban archer, there's an experience with Maine's whitetails waiting for you.

## 2021 Harvest Information

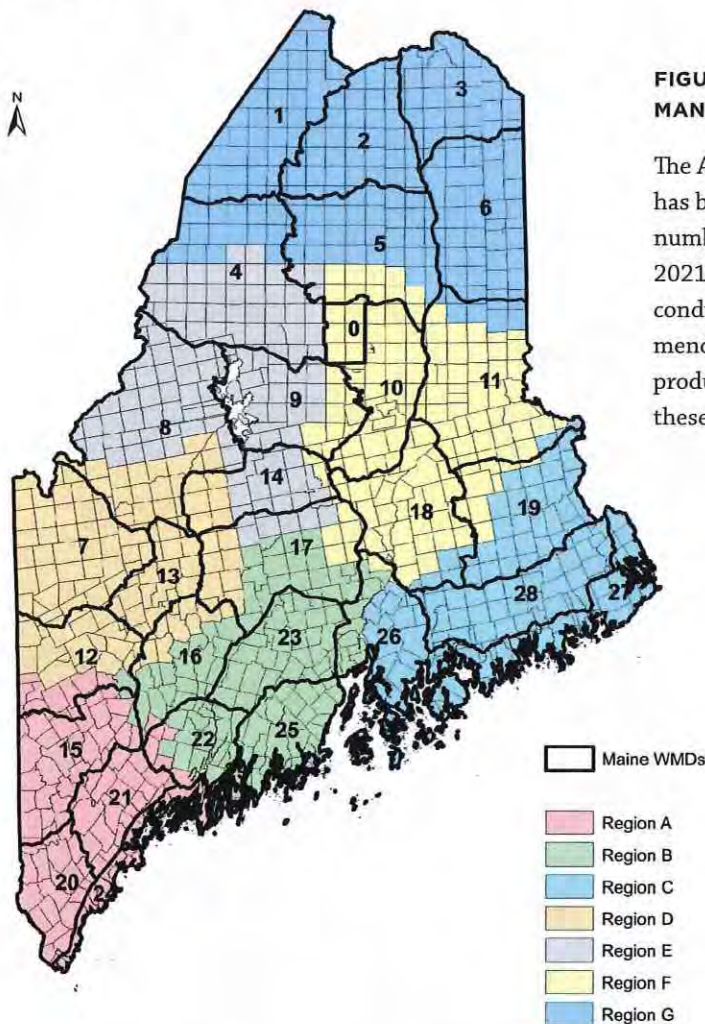
### SEASON DATES AND STRUCTURE

MDIFW manages deer primarily by issuing any-deer permits and establishing regulated hunting seasons, including the expanded archery season, the regular archery and crossbow season, Youth Day, Residents' Day, the regular firearms season, and two muzzleloader seasons. In 2021, there were 79 hunting days for Maine deer hunters to pursue whitetails.

### PERMIT ALLOCATION

MDIFW develops any-deer permit (ADP) recommendations for each Wildlife Management District (WMD; Figure 1) on an annual basis, relying on a wide variety of data sources such as harvest data, biological data collected from harvested deer, winter severity data, and observation data from citizen scientists. A hunter with an ADP may take an antlered deer anywhere in the state or an antlerless deer in a designated area.

In 2021, we distributed 153,910 ADPs among 26 WMDs and two deer management subunits to meet a statewide doe harvest objective of 15,187. Because many ADP holders choose not to harvest a doe or not to hunt, MDIFW applies an expansion factor to each WMD to ensure we issue enough ADPs to meet each district's doe removal goals. In other words, we issue more permits than the number of does we expect will be harvested. An expansion factor of 10 indicates that MDIFW estimates it will need to issue 10 permits for every adult doe harvested. In 2021, applied expansion factors ranged by WMD from 0.5 to 15. We distribute permits by lottery, and there were 91,460 permit applicants in 2021. In districts with more permits available than applicants, bonus permits may be distributed, allowing hunters to harvest an extra antlerless deer in a designated area.



**FIGURE 1. MDIFW REGIONAL AND WILDLIFE MANAGEMENT DISTRICT (WMD) BOUNDARIES.**

The ADP system was developed in 1986. Since then, it has become increasingly difficult to harvest the desired number of does each year through ADPs alone. Throughout 2021, MDIFW worked with legislators and stakeholders to conduct an ADP system review and develop a list of recommended changes that would improve the system's ability to produce desired doe harvest levels. We expect to implement these changes for the 2022 deer hunting seasons.



Maine’s deer hunters registered 38,947 deer during the 2021 hunting seasons (Tables 1, 2). This was 5,788 more deer than 2020 — a 17.5% increase. Roughly 85% of that harvest occurred during the regular firearms season (including Opening Saturday).

**HARVEST STATISTICS**

The statewide antlered (adult) buck harvest totaled 21,697, a 13.3% increase from 2020 (Table 1). The five WMDs producing the most bucks per square mile in 2021 were (in descending order) districts 22, 21, 24, 23, and 25. Overall, hunters registered 17,250 antlerless deer, 3,313 of which were male fawns, 2,871 of which were female fawns, and 11,066 of which were adult (yearling and older) does. The adult doe harvest was below the Department’s objective of 15,187, following a decade-long trend of adult doe harvests averaging ~23% below objective.



2021

**TABLE 1. MAINE DEER HARVEST IN 2021 BY WILDLIFE MANAGEMENT DISTRICT (WMD).**

WMD	ADULT		FAWN		TOTAL		HARVEST PER 100 ADULT BUCKS		HARVEST PER 100 SQ MILES HABITAT		
	BUCK	DOE	BUCK	DOE	ANTLERLESS DEER	ALL DEER	ADULT DOES	ANTLERLESS	ADULT BUCKS	ALL	ADULT DOES
1	71	0	0	0	0	71	0	0	5	5	0
2	63	7	3	2	12	75	11	19	5	6	1
3	133	12	10	2	24	157	9	18	15	18	1
4	97	0	0	0	0	97	0	0	5	5	0
5	73	2	0	0	2	75	3	3	5	5	0
6	307	73	23	17	113	420	24	37	22	29	5
7	417	58	23	13	94	511	14	23	30	37	4
8	329	20	17	6	43	372	6	13	17	19	1
9	74	4	3	2	9	83	5	12	8	9	0
10	73	6	3	1	10	83	8	14	8	9	1
11	297	27	16	6	49	346	9	16	18	21	2
12	590	56	36	12	104	694	9	18	64	76	6
13	516	93	35	21	149	665	18	29	92	118	17
14	250	32	17	8	57	307	13	23	34	42	4
15	1,596	923	253	226	1,402	2,998	58	88	171	321	99
16	1,594	822	260	222	1,304	2,898	52	82	207	375	106
17	2,438	1,098	325	268	1,691	4,129	45	69	182	309	82
18	412	60	31	16	107	519	15	26	33	42	5
19	188	14	8	3	25	213	7	13	16	18	1
20	1,356	714	190	167	1,071	2,427	53	79	234	418	123
21	1,514	1,219	392	377	1,988	3,502	81	131	315	728	253
22	1,496	1,246	410	363	2,019	3,515	83	135	345	811	288
23	2,228	1,655	459	414	2,528	4,756	74	113	285	609	212
24	653	564	146	152	862	1,515	86	132	298	691	257
25	1,836	1,460	373	375	2,208	4,044	80	120	262	576	208
26	1,650	508	154	108	770	2,420	31	47	183	269	56
27	709	85	42	19	146	855	12	21	97	117	12
28	378	30	18	6	54	432	8	14	35	40	3
29	358	278	66	65	409	767	78	114	247	528	191
UNKNOWN	1	0	0	0	0	1	0	0	1	1	0
STATEWIDE	21,697	11,066	3,313	2,871	17,250	38,947	51	80	75	135	38



TABLE 2. MAINE DEER HARVEST IN 2021 BY HUNTING SEASON.

SEASON	ADULT		FAWN		TOTAL DEER	TOTAL ANTLERLESS DEER	PERCENT BY SEASON AND WEEK		
	BUCK	DOE	BUCK	DOE			TOTAL	ADULT BUCK	ANTLERLESS
ARCHERY	1,138	1,322	311	353	3,124	1,986	8	5	11
Expanded	632	701	168	196	1,697	1,065	4	3	6
Oct	506	621	143	157	1,427	921	4	2	5
YOUTH DAY	380	421	122	120	1,043	663	3	2	4
REGULAR FIREARMS	19,435	8,744	2,734	2,264	33,177	13,742	85	90	80
Opening Sat	1,568	935	297	251	3,051	1,483	8	7	9
Nov 2 - 7	5,332	2,942	887	762	9,923	4,591	25	25	27
Nov 9 - 14	4,160	1,483	501	376	6,520	2,360	17	19	14
Nov 16 - 21	4,544	1,447	493	359	6,843	2,299	17	21	13
Nov 23 - 28	3,831	1,937	556	516	6,840	3,009	18	18	17
MUZZLELOADER	730	577	151	137	1,595	865	4	3	5
Nov 30 - Dec 5	395	247	63	57	762	367	2	2	2
Dec 7 - 12	335	330	88	80	833	498	2	1	3
UNKNOWN	5	3	0	0	8	3	0	0	0
TOTAL	21,688	11,067	3,318	2,874	38,947	17,259	100	100	100

Corrections applied for errors in sex-age. Estimated error rates are applied independently for each table, so estimates will vary. 8 records with no season recorded.







HUNTER PARTICIPATION

Each year, MDIFW sends an online deer hunter effort survey to a randomly selected group of Maine deer hunters to determine how much time they are spending hunting during the regular firearms deer season. In 2021, Maine deer hunters spent an average of 7.2 days and 4.9 hours per day hunting deer during this season. This means that the average hunter spent ~35 hours in the field pursuing deer during the firearms season, which was close to the 34 hours they spent in 2020. Distribution of effort followed a typical pattern, with high hunting effort resulting in high buck harvest (Figure 2). We use effort data to define one parameter in a sex-age-kill (SAK) model to estimate deer density and abundance. These data bring valuable context to discussions about deer populations and permit recommendations.

This year's survey included the following additional questions:

***“Did you observe any bucks mounting (breeding) does during the regular firearms season? If so, when?”***

We added this question to see if the deer hunter effort survey could provide a small amount of additional data about conception dates. Only 17 of the 718 hunters who answered the question had witnessed breeding behavior, with most of it occurring in the third week of the regular firearms season. This question will be continued in the future.

***“What best describes where you stay and how you travel to your hunting sites most often during the regular firearms season?”***

Roughly 50% of respondents said that they travel to hunt on land owned by somebody else and return home at the end of the day. Nearly 25% said they hunt on the same property where they live, 12% stay at a “camp” and either hunt there or travel to their hunting location from there, and 8% travel to hunt on land that they own elsewhere and return home at the end of the day. The rest of respondents voted “other.”

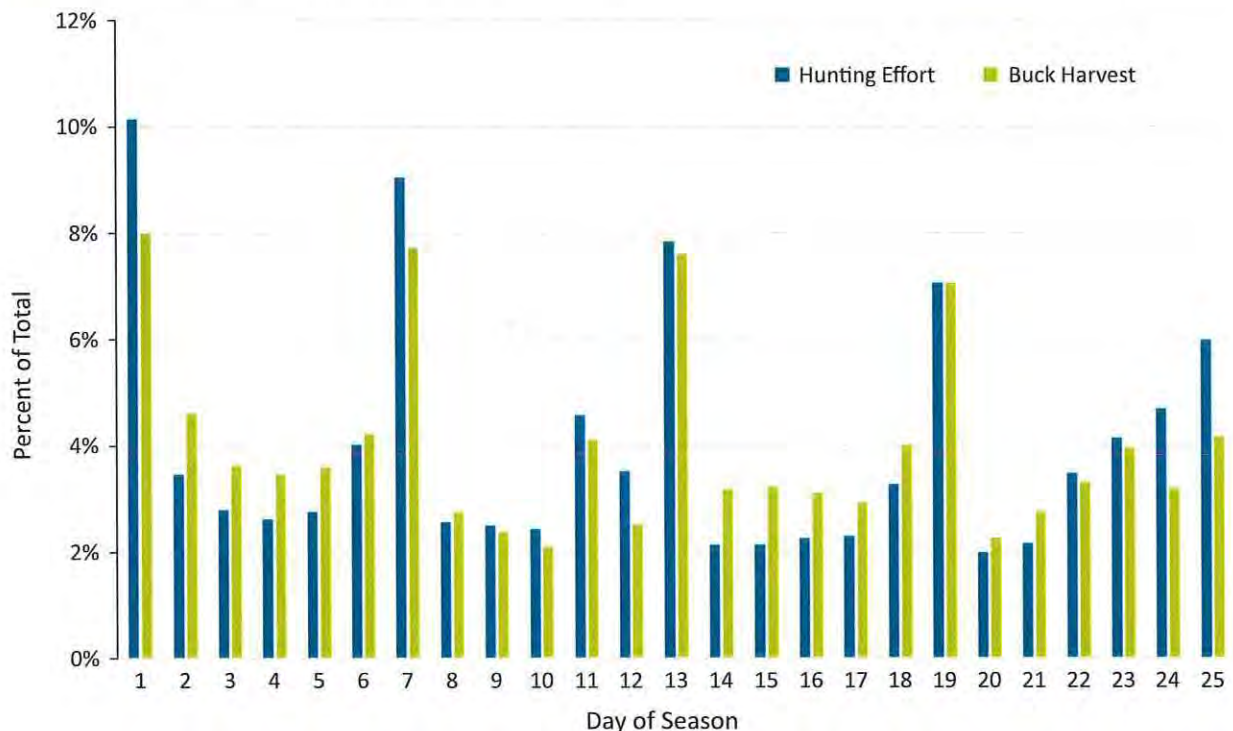
***“Did you use any of the following to hunt deer during the regular firearms season? Check all that apply.”***

Roughly 76% of hunters used deer calls, 50% used a scent eliminating product, 44% used a portable deer stand, 29% used a natural deer urine lure, 16% used a synthetic deer lure, 3% used a natural lure such as a tarsal gland, and less than 1% used a deer decoy.



2021

FIGURE 2. MAINE DEER HUNTER EFFORT AND BUCK HARVEST DURING THE 2021 REGULAR FIREARMS DEER HUNTING SEASON.



## Biological Data

### AGE AND SEX STRUCTURE

Age and sex structure data provide insight into mortality rates and adult sex ratios, and they are among the most important data we collect each year. To gather age structure data, trained staff examine deer harvested during the regular firearms season to differentiate between yearlings and “adults” (2+ years old). MDIFW also collects a sample of incisor teeth each year at the Regional scale (Figure 1). These teeth are sent to a laboratory for cementum annuli analysis, which provides insight into advanced age structure. This data may be viewed at the end of the annual deer age report on our website [maine.gov/ifw/hunting-trapping/hunting/harvest-information.html](https://maine.gov/ifw/hunting-trapping/hunting/harvest-information.html).

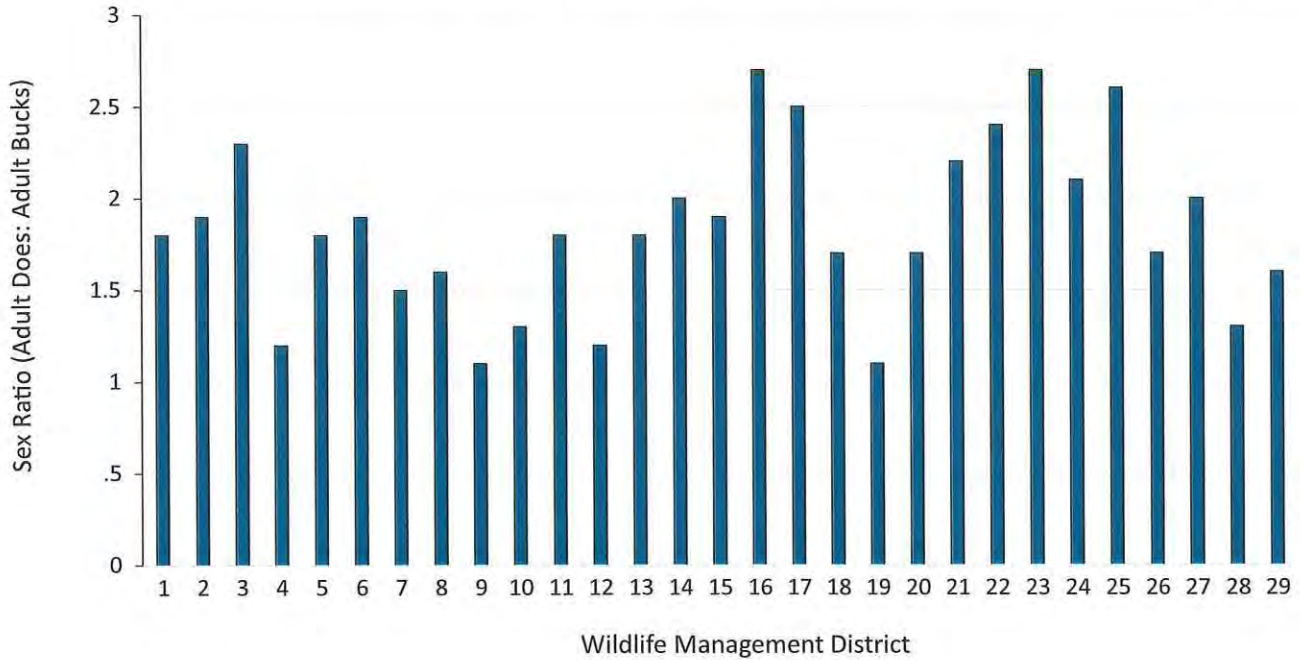
Monitoring yearling frequencies gives us a way to estimate adult sex ratios (number of adult does per adult buck; Figure 4). The yearling frequencies that we use in management decision making are 7-year running averages (Figure 3). This ensures that values track with population changes over time while avoiding high single-year variability from stochastic events such as very severe or very mild winters.

 2021 **FIGURE 3. YEARLING MALE FREQUENCIES USED IN MANAGEMENT DECISION MAKING IN MAINE, 2021.**





FIGURE 4. ESTIMATED ADULT SEX RATIOS (ADULT DOES PER ADULT BUCK) IN MAINE, 2021.



**BUCK AGE STRUCTURE MANAGEMENT**

MDIFW prefers that all hunters be able to choose to take the deer that best fits their hunting values and the hunting experience that they are looking for; we don't want to restrict someone's ability to take the buck they want. We recognize that a number of Maine's deer hunters want to see more older bucks, so we have begun to provide information to hunters about the benefits of voluntarily passing on young bucks.

While a Maine buck reaches its peak growth around years 6 or 7, it unlocks a lot of its growth potential between its first and second years. Our average yearling buck sports three to four antler points and has a dressed weight of 120-125 pounds. By Year Two, he has six or seven points and a dressed weight of 145-150 pounds. If managing for older, bigger bucks is appealing to you, consider allowing a young buck to pass by and grow for another year.



**YEAR 1**  
3-4 Antler Points  
120-125 Pounds



**YEAR 2**  
6-7 Antler Points  
145-150 Pounds

### DEER WEIGHTS AND ANTLER CHARACTERISTICS

During annual biological data collection, MDIFW collects dressed weight and antler characteristic data. We consider yearling antler beam diameters (YABD) as an index, which tells us the deer population level relative to carrying capacity. Higher YABD measurements suggest a higher plane of nutrition and a population well below the land's carrying capacity, while lower YABD measurements suggest a lower plane of nutrition and a population closer to the land's carrying capacity. YABD measurements between 15.5 and 16.8mm are considered to be at-target. YABD values used in management decision making for 2021 ranged by WMD from 16.5 to 18.2.

The average adult Maine buck sported 7.0 points in 2021 with little variation north-to-south. The average yearling buck had 3.5 points. YABDs averaged 18.1 mm statewide with little variation north-to-south, suggesting that populations are generally below the carrying capacity of the land.

The average dressed weight for a Maine adult buck in 2021 was 154 pounds. Average weights varied by WMD north-to-south, with bucks in the northern WMDs averaging around 175 pounds and bucks in southern Maine closer to 150 pounds, though this is influenced both by latitude and age. Yearling bucks averaged 118 pounds statewide. The average dressed weight of an adult doe was 112 pounds statewide, and the average for a yearling doe was 98 pounds. Buck fawns dressed at 66 pounds on average and doe fawns 57 pounds.

### RECRUITMENT

To better understand recruitment trends, a citizen science project called "Maine Deer Spy" was initiated in 2020 to collect deer observation data from Mainers with a particular interest in doe-fawn group observations. In 2021, 2,437 observations were collected from 790 different observers between August 1 and September 30. After quality control measures, which included removing data outside of the observation range, removing outliers and incorrectly entered values, and thinning data by observers, the dataset consisted of 1,968 deer group observations. Observations of single does and their fawns are particularly valuable as they provide the highest-confidence data of the number of fawns with each doe. There were 632 such observations in 2021, and the average number of fawns per doe was 1.59. Among all observed does, 53.8% had fawns with them.

After two years of data collection through Maine Deer Spy, we've been extremely pleased with the amount of interest and participation, and we plan to continue this effort into the future. As more years of data are collected, we will be able to provide additional summary statistics and trend data.



*This Maine doe has successfully raised four fawns in each of the last two years. Photos submitted to Maine Deer Spy project by an anonymous photographer.*



## Winter Severity Monitoring

### WINTER SEVERITY INDEX

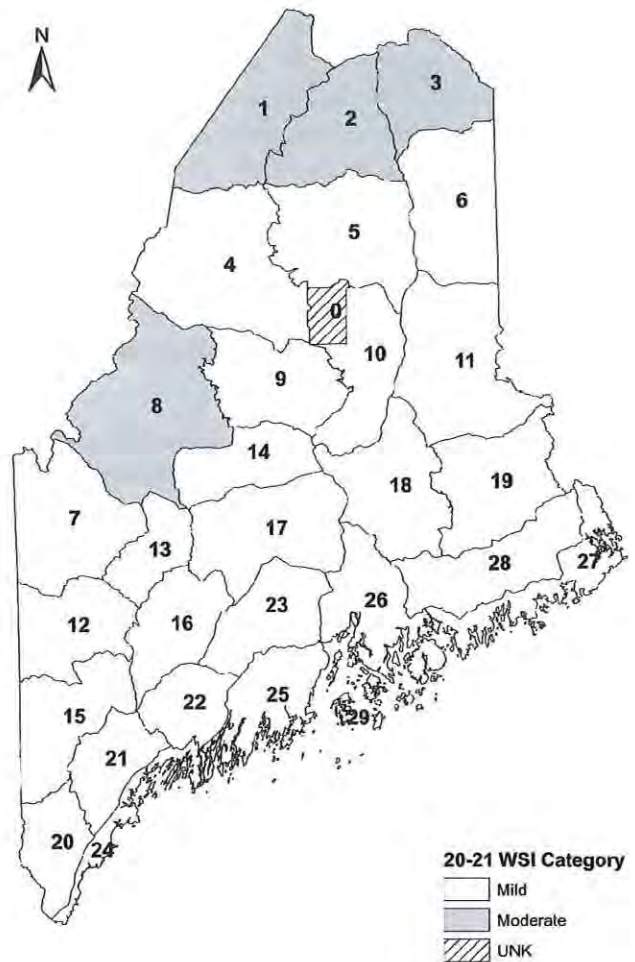
MDIFW monitors winter severity at 26 stations statewide, collecting data on snow depths, deer sinking depths, and temperature. We use these data to calculate a winter severity index (WSI) value, which we use to estimate deer winter mortality rates. These estimates play an important role in developing permit recommendations, particularly in northern Maine. The winter of 2020-2021 was a relatively mild one statewide, with WSI values below the long-term mean in all 29 WMDs. In terms of WSI rating, four WMDs experienced a “moderate” severity winter and the other 25 experienced a “mild” severity winter (Figure 5).

### DEER COLLARING PROJECT

Since 2015, MDIFW has been capturing and GPS-collaring white-tailed deer in four study sites: WMD 1 near Allagash, WMD 5 near the Scraggly Lake Maine Public Reserved Land, WMD 6 throughout, and WMD 17 throughout. We created this study to improve our understanding of how winter severity impacts deer winter mortality rates. The results will aid MDIFW in decision making and permit allocation processes each year. Additional data on cause-specific mortality are collected as well.

Through 2021, we have collared 268 unique deer: 61 in WMD 1, 39 in WMD 5, 99 in WMD 6, and 69 in WMD 17. The winter of 2020-21 was the seventh and final capture year. The batteries on our collars typically last for 2-2.5 years, so we expect data collection to be completed or near enough to completion for final data analysis by 2023.

FIGURE 5. WINTER SEVERITY INDEX (WSI) RATINGS BY WILDLIFE MANAGEMENT DISTRICT (WMD) IN MAINE, 2021.



## Health and Diseases

### CHRONIC WASTING DISEASE

Chronic wasting disease (CWD) is an always-fatal brain disease that impacts cervids such as white-tailed deer, mule deer, caribou, moose, and elk. CWD has been found in wild deer populations in 29 U.S. states and three Canadian provinces, but it has not yet been found in Maine. CWD can persist in the environment outside of a host for many years, and plants can uptake the disease agent and subsequently become a potential disease vector. The nearest state or province where CWD is found in wild cervids is Pennsylvania. There is currently no evidence that CWD can or has been transferred to humans, but similar diseases in humans do exist, and the disease has been transmitted to primates in a laboratory setting.

MDIFW has monitored white-tailed deer for CWD since 1999, during which time we have screened over 12,750 wild deer. In 2021, we collected 497 samples for lab testing (494 from white-tailed deer and 3 from moose or captive cervids), and all samples tested negative. As a precaution, MDIFW does not translocate deer from other states into Maine, and we prohibit the transportation of unprocessed deer carcasses and/or parts into Maine from all states and provinces other than New Hampshire. MDIFW has drafted a response plan for CWD, which outlines steps and protocols to follow if CWD is detected in an adjacent jurisdiction or in Maine.

*There are many ways that you can help prevent the introduction of CWD into Maine or limit its spread if found:*

**Prevent the spread:** If you feed deer, keep your feeding sites small and spread out on the landscape, and rotate sites periodically. Consider using synthetic deer lures instead of natural deer urine lures. Know and follow the state laws and rules around carcass processing and movement.

**Report the signs:** Contact your regional wildlife biologist or warden if an animal shows clinical signs of illness, such as loss of fear of humans, excessive drooling or urinating, loss of coordination, and/or excessive weight loss.

**Protect yourself:** When processing a harvested deer, take precautionary steps such as using latex gloves and sterilizing your equipment afterward. Also, avoid consuming the brain and spinal tissues.

### PER- AND POLYFLUOROALKYL SUBSTANCES (PFAS)

PFAS are human-made chemicals that are resistant to heat, water, and oil. For decades, PFAS have been used in industrial applications and consumer products such as carpeting, waterproof clothing, upholstery, food wrappings, personal care products, fire-fighting foams, and metal plating. Long-term human exposure to PFAS chemicals may negatively impact cholesterol levels, liver enzyme chemistry, and immune response, and may lead to higher incidences of certain cancers.

In November 2021, MDIFW and the Maine Center for Disease Control and Prevention (MECDC) issued a “Do Not Eat” advisory for deer taken in the greater Fairfield, Maine area. A “Do Not Eat” advisory is a recommendation to not eat game harvested within a specified area issued in response to a possible health concern. The “Do Not Eat” advisory was issued due to high levels of a PFAS chemical known as PFOS (perfluorooctane sulfonic acid) found in five of eight deer collected in Fairfield close to fields known to have high PFOS soil levels and high PFOS surface water levels. PFOS levels in meat were approximately 40 ng/g and were similar in a fawn, yearling, and adult animal. These levels of PFOS in meat were high enough to warrant a recommendation to eat less than two to three meals per year.

Additional sampling will be conducted on deer and other species in the Fairfield area and other areas of the state to inform new advisories and refine those that already exist.




*A group of three Maine piebald deer in 2021. Photo by Alexander Wall.*

### DEER HEALTH NOTES

MDIFW collects reports of deer exhibiting signs of illness or injury as well as other unusual characteristics. If you see deer with conditions such as noteworthy hair loss, abnormal growths, behavior, or coloration, or injuries, please report these sightings and the town of observation to your nearest MDIFW regional office. Try to take and provide photos. While most cases require no management response, these reports are valuable for documenting trends and creating case histories.

# MOOSE

Lee Kantar



**Season Dates**

**2021**

---

**WMDs 1-6**

- Sep 27-Oct 2
- Oct 11-16
- Oct 25-Oct 30

**WMDs 4a**

- Oct 18-24
- Oct 25-Oct 30
- Nov 1-6

**WMDs 15-16**

- Nov 2-Nov 28

**2020**

---

**WMDs 1-6**

- Sep 28-Oct 3
- Oct 12-17
- Oct 26-Oct 31

**WMDs 15-16**

- Nov 2-Nov 27

**Statistics**

**2021**

---

**2,607 moose  
were registered**

**2020**

---

**2,366 moose  
were registered**

**2021 Moose Harvest**

**SEASON DATES AND STRUCTURE**

The 2021 season framework allowed moose hunters to hunt for six days in September, October, and/or November.

**Moose Permits and Applicants**

**TOTAL MOOSE PERMITS**

The annual allocation of moose hunting permits is developed in relation to the Big Game Management Plan (BGMP) for moose. Permit levels changed in eight WMDs from 2020 to 2021, resulting in an increase of 345 permits issued state-wide (3,480 total). In WMD 4a, another 550 antlerless permits were allocated for the Adaptive Hunt, bringing the grand total to 4,030. Permit changes reflect the implementation of the BGMP, which increases cow permits in the core range to promote a healthier moose population, opens additional WMDs during the September season, and increases bull hunting opportunity in the northwest portion of the core range.

MDIFW allocates moose hunting permits to qualified applicants through a random computerized lottery and may issue additional permits to prior-year permittees who deferred a year due to illness, military service, or similar situations.

**ANTLERLESS-ONLY PERMITS (AOPS)**

In 2021, a total of 1,360 Antlerless Only Permits (AOPs) were allotted to seven WMDs (1-6 and 8, including 4a).

Moose health is directly tied to the productivity of cows. That is, a healthier moose population has heavier cows that reproduce at an earlier age, reproduce more frequently, and have a higher probability of calving twins. Moose populations that exist at lower densities tend to have higher productivity rates. Over the last 30 years, moose productivity in Maine has declined.

**ANY-MOOSE PERMITS (AMPS)**

Any-moose Permits (AMPs; Bull, cow or calf) are allocated in areas of southern Maine where moose densities are lower and allow for a small harvest. To honor Southern Maine landowners' recommendations, this season coincides with the November firearms season for deer.





# Statewide Statistics for 2021

2,608 moose were registered in 2021 (Table 1).

## 2021

**TABLE 1. 2021 MAINE MOOSE SEASON REGISTERED KILL BY WILDLIFE MANAGEMENT DISTRICT (WMD), SEASON, AND PERMIT TYPE. THE PERCENTAGE OF HUNTERS SUCCESSFULLY HARVESTING A MOOSE ARE GIVEN BY SEASON FOR EACH WMD.**

2021 Maine moose season registered kill by WMD, season, permit type, and success rates.

WMD	SEASON	PERMIT TYPE	2021 REGISTRATIONS			
			# OF PERMITS	KILL	SUCCESS RATE	
1	SEP	BOP	225	171	76%	
	OCT	BOP	225	123	55%	
	2nd OCT	AOP	175	159	91%	
	*WMD Subtotals			625	453	72%
2	SEP	BOP	175	126	72%	
	OCT	BOP	175	84	48%	
	2nd OCT	AOP	175	137	78%	
	*WMD Subtotals			525	347	66%
3	SEP	BOP	100	71	71%	
	OCT	BOP	100	73	73%	
	2nd OCT	AOP	125	95	76%	
	*WMD Subtotals			325	239	74%
4	SEP	BOP	200	153	77%	
	OCT	BOP	200	82	41%	
	2nd OCT	AOP	100	63	63%	
	*WMD Subtotals			500	298	60%
4a	SEP	AOP	169	96	57%	
	OCT	AOP	143	84	59%	
	2nd OCT	AOP	177	73	41%	
	*WMD Subtotals			489	254	52%
5	SEP	BOP	125	106	85%	
	OCT	BOP	125	83	66%	
	2nd OCT	AOP	125	94	75%	
	*WMD Subtotals			375	283	75%
6	SEP	BOP	100	83	83%	
	OCT	BOP	100	51	51%	
	2nd OCT	AOP	60	48	80%	
	*WMD Subtotals			260	182	70%
7	OCT	BOP	125	75	60%	
	*WMD Subtotals			125	75	60%
8	OCT	BOP	200	134	67%	
	2nd OCT	AOP	50	46	92%	
9	OCT	BOP	125	76	61%	
	*WMD Subtotals			125	76	61%
	10	SEP	BOP	30	24	80%
OCT		BOP	30	20	67%	
*WMD Subtotals			60	44	73%	
11	SEP	BOP	25	22	88%	
	OCT	BOP	25	12	48%	
*WMD Subtotals			50	34	68%	
12	OCT	BOP	25	16	64%	
	*WMD Subtotals			25	16	64%
13	OCT	BOP	15	7	47%	
	*WMD Subtotals			15	7	47%
14	OCT	BOP	30	19	63%	
	WMD Subtotals			30	19	63%
15	NOV	AMP-B		4	NA	
	NOV	AMP-C		2	NA	
	WMD Subtotals			25	6	24%
16	NOV	AMP-B		0	NA	
	NOV	AMP-C		3	NA	
WMD Subtotals			15	3	20%	
17	OCT	BOP	10	4	40%	
	WMD Subtotals			10	4	40%
18	SEP	BOP	20	14	70%	
	OCT	BOP	20	10	50%	
	*WMD Subtotals			40	24	60%
19	SEP	BOP	30	23	77%	
	OCT	BOP	30	15	50%	
	*WMD Subtotals			60	38	63%
21/28	SEP	BOP	20	16	80%	
	OCT	BOP	20	11	55%	
	WMD Subtotals			40	27	68%
TRADITIONAL WMD TOTALS				3,480	2,355	68%
PLUS ADAPTIVE				3,969	2,607	66%

BOP = Bull Only Permit – The holder may kill one male moose of any age.

AOP = The holder may kill a cow or a calf (male or female); by definition an antlerless moose is a moose without antlers.

AMP = Any Moose Permit – The holder may kill any moose.

\*Does not include additions to total permit allocation through deferment, hunt of a lifetime, and auction.

## 2021 Bull Harvest

### TOTAL HARVEST, AGE DISTRIBUTION

Among the 1,718 antlered bulls killed during the Sep/Oct 2021 season (totaling 81 less than the 2020 harvest of 1,799), biologists aged 1,363 of them by counting the cementum annuli on a canine tooth extracted from the animal.

### Ages were distributed as follows:

- 1½ years old (yearlings sporting their first set of antlers): 6% (76)
- 2½ years old: 23% (319)
- 3½ years old: 17% (233)
- Mature bulls (aged at 4½ to 15½ years): 54% (735)

### AVERAGE WEIGHT

On average, breeding bulls lose approximately 15% of their body mass during the rut (September to October). In 2021, this translated to a 9% decrease in average dressed weights from the September to October seasons (707 in Sept. vs. 645 in Oct).

### RECORD WEIGHT

The heaviest bull weighed in at 1,038 lbs. field dressed (no digestive tract, heart, lungs, or liver). He was 7½ years old and was killed in WMD 5 during the September season.

### RECORD ANTLER SPREAD

The largest antler spread was 65 inches with 20 legal points.

### ANTLER STATS

Of the antlered bulls, 13% sported cervicorn antlers (antlers without a defined palm), 30% were yearlings, and 11% were mature bulls (>4 years old). The oldest was 12½ years old.

## Antlerless Harvest

### TOTAL HARVEST

The 2021 statewide harvest of adult (yearling and older) cows was 809 (up from 565 in 2020). In addition, 81 calves (48 males and 33 females) were harvested for a total harvest of 890 antlerless moose, including those taken as part of the AMPs issued within the southern zones and the Adaptive Hunt.

### MOOSE REPRODUCTIVE DATA

Antlerless permits during the second October season allow MDIFW to collect reproductive data critical to assessing and monitoring moose population health and growth. In 2021, hunters in WMDs 1-6 and 8 removed and brought in 163 sets of moose ovaries for examination by biological staff.

Typically, a cow moose will not become pregnant until 2½ years old. The number of offspring she will produce depends upon her body weight and condition – factors influenced strongly by diseases and parasites such as the winter tick. Of the cow moose examined in 2021, 90% of those older than 2½ years were pregnant.

MDIFW biologists can forecast a cow's reproduction rates (number of calves being born to a cow) by looking at corpora lutea, which are identifiable structures within the ovaries that indicate ovulation and potential pregnancy rates. Overall, there were 0.96 corpora lutea per cow for cows older than 3½ years (maturity).

This is an **increase** from 2020, yet still represents depressed reproductive rates. We continue to evaluate the role of winter ticks and their impact on moose fitness, including their role in depressed reproductive rates.



### Hunter Participation, Residency, & Success Rate

In 2021, 3,548 residents, 314 nonresidents, and 62 lodge owners won permits to hunt moose. Most nonresidents were successful in their hunt (88% success rate). Out-of-state hunters came from 39 states (as far away as Alaska). The majority (12%) of out-of-state hunters came up from Massachusetts.

Resident success rates were 64% and when combined with the outstanding success by out-of-staters equaled 66%. The higher success rate of out-of-state hunters, as compared to residents, may be attributed to the higher proportion of out-of-state hunters using registered Maine guides for their hunt. Success rates over the last 10 years have been around 80%.

Conditions for September and October were highly variable with September starting out extremely warm; unseasonable warm conditions typically lead to lower success rates.

In 2022, there will be four separate “traditional” moose hunting periods in Maine.

- The September season will run from Sep 26–Oct 1 in WMDs 1-6, 10, 11, 18, 19, and 27/28.
- The October season will run from Oct 10-15 in WMDs 1-14, 17-19, and 27/28.
- In WMDs 15 and 16, the season will coincide with November’s deer season, which runs from Oct 31 through Nov 26. Opening day for Mainers will be on Saturday, Oct 29.
- WMDs 1-6 and 8 will have a cow moose hunt from Oct 24-Oct 29.

Moose hunters who have a permit to hunt WMD 27 or WMD 28 can hunt in either WMD.

In addition, there will be 3 additional moose hunt weeks as part of the Adaptive Moose Hunt Unit (see below), these weeks will run consecutively starting Oct 17-22, Oct 24-29, and Oct 31-Nov 5.

## Comprehensive Moose Management in Maine


The Department has conducted aerial surveys to estimate moose abundance and composition (bull, cow, and calf) across Maine's core range of moose (roughly a line from Grafton Notch to Calais) since 2011. Aerial survey data combined with reproduction (ovaries-corpora lutea) and age data from moose teeth (from harvest) provides biologists with a more complete picture of Maine's moose population size and composition than ever before. Biologists and the Commissioner's Advisory Council (rulemaking body), use these data to align moose permit levels with publicly derived management goals including moose viewing and hunting (both weighed equally).

## Moose Adult Cow and Calf Survival Study

The size of Maine's moose population is not static, and fluctuates in response to many factors, especially calf birth and overwintering calf survival rates. The winter of 2019-2020 signified the last aerial capture and GPS collaring of calves (~8 months old) in WMDs 2 and 8. This was the final round in our study of Adult Cow and Calf survival after seven years of intensive work. The study examined calf and adult survival rates and causes of mortality.

The study began in the winter of 2014 in WMD 8 and in 2016 a second study area in northern Maine (WMD 2) was added. Since 2014, we have captured over 675 moose and fitted them with GPS collars. These collars enable us to track moose locations and movements over time, and to be notified via text/email message if a moose dies.

During the course of our work in WMD 8 and 2 we observed adult cows each spring and summer to determine reproduction rates and survival of calves; for each collared moose, we collect detailed health information, including an assessment of blood parameters, parasite loads, body condition, and winter tick loads. This information is providing our researchers with a comprehensive look at moose health, including the impact of parasites on survival and reproduction.



## Adaptive Management Unit

This past winter we fit an additional 70 calves (~8-month-old) with GPS collars in WMD 4 to compare calf survival with the work in WMD 2 and 8. This unit will be monitored for the coming years to assess winter tick impacts on calves their first winter and cow reproductive rates. After public consultation the Department has begun implementing the Adaptive Unit Hunt in western half of WMD 4 to decrease the local moose population and determine if it can lessen the impacts of winter tick on overwintering calf mortality while improving reproductive success of cows.

---

*This work is supported by the federal Pittman-Robertson program, state revenues from the sales of hunting licenses, and volunteer assistance.*



# BLACK BEAR

Jennifer Vashon

The Maine black bear is an iconic symbol of Maine's forests and one of our wildlife success stories. Once relegated to no more than a nuisance, the black bear has risen in stature to one of our state's most valued animals – by wildlife watchers and hunters alike.

Today, Maine’s expansive northern, eastern, and western forest supports one of the largest black bear populations in the lower 48 states (**Figure 1**). MDIFW strives to balance its biological and social needs by basing management decisions on the bear monitoring, harvest, and conflict data we gather.

### Monitoring

MDIFW’s black bear monitoring program is one of the most extensive and longest-running programs of its type in the U.S. Over the last 46 years, Department biologists have captured and tracked more than 4,000 bears to determine their health and condition, estimate how many cubs are born each year, and determine annual cause-specific mortality rates.

### Population Management

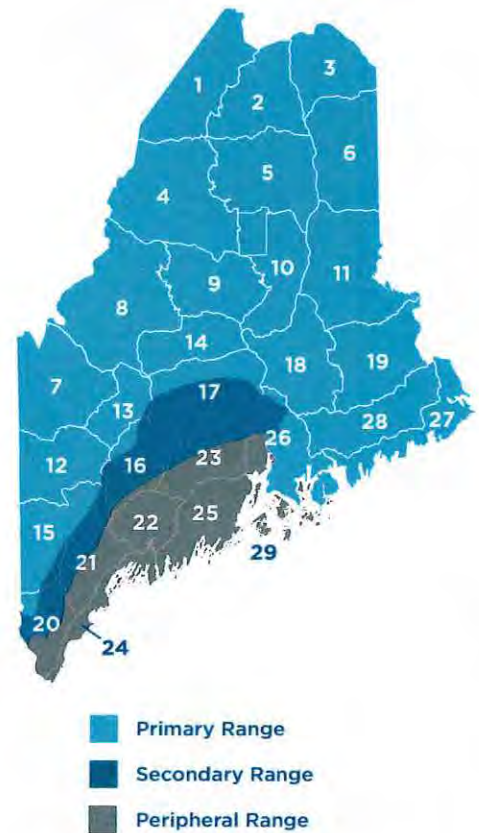
In 2017, the Department completed a 10-year black bear management plan that set a goal of maintaining a healthy, sustainable bear population overall, while minimizing population growth in areas of higher human density. To maintain the bear population at a healthy and socially acceptable level, the Department’s primary tool is hunting.

Maine offers a variety of traditional bear hunting methods, but the odds of taking a bear are low. Most bears (~95%) are harvested with bait, trained bear dogs, or traps; but hunters also have the option of still-hunting or stalking, including the opportunity to take a bear while hunting deer. Success rates are just 26% for hunters using bait or trained bear dogs, <20% for trappers, and <3% for those who still-hunt or stalk bear through Maine’s dense forests.

### Bear Management 2017-2027

MDIFW biologists set management goals through a strategic planning process which includes public input. In 2017, we finalized a new 10-year management plan for Maine’s big game species (deer, moose, bear, and turkey). This plan carefully considers black bears’ value to outdoor enthusiasts and the general public, as well as the likely public acceptance of an increasing bear population. It includes goals, objectives, and a series of management strategies designed to ensure continued enjoyment of black bears without too many conflicts in backyards and neighborhoods.

**FIGURE 1. MAINE BLACK BEAR RANGE**





## Living with Black Bears

Maine’s bear population is one of the largest in the country, thriving in the forests that cover more than 90% of our state’s land area.

Despite a large bear population, the number of human-black bear conflicts in Maine is lower than other northeastern states, averaging about 500 complaints each year. This relatively low conflict level is partially attributed to bears being more common where human densities are lowest. But if Maine’s bear population continues to grow and expand into areas with higher human densities, conflicts could rise.

These conflicts, when they happen, tend to be mild in nature (the most common complaints we receive involve bears feeding at bird feeders and on garbage); but, if you live in a community that is experiencing these issues, they can be a great concern.

### WHEN & WHY CONFLICTS HAPPEN

Most human-bear conflicts occur in the spring and early summer, after bears emerge from their winter dens and find it difficult to locate high-quality natural foods. As they search, they sometimes encounter food odors (bird seed, garbage, compost, and grills) that attract them to backyards

and neighborhoods. Once berries begin to ripen in late summer, bears typically return to wooded areas to forage and conflicts with humans decline. However, when these natural foods are not abundant, bears are more likely to continue searching for food provided by people.

### SOLUTIONS

Many people expect the Department to move bears that are frequenting backyards, communities, and agricultural areas because it provides a quick fix to a problem. While this can provide a temporary solution, trapping and moving a bear is not always appropriate or effective. Bears that are trapped and transferred to a new area do not stay where they are released, and they often return or create a new problem somewhere else. Moving bears also puts them at a greater mortality risk as they encounter more roads, other bears, and people.

Although it may seem simple to move or destroy the offending bear, the best solution is to remove or secure food, food odors, and other common bear attractants from your outdoor space every spring. If you don’t, bears will likely continue visiting. Even when bears are trapped and transferred to new areas, you should remove or secure attractants to avoid future problems. Here is a checklist that you can run through every spring:

<p><b>YOU CAN PREVENT BEAR CONFLICTS</b> by simply removing or securing bear attractants each spring.</p>	<p><b>1 REMOVE &amp; STORE INSIDE</b> Between Apr 1 and Nov 1</p>	<p><b>2 SECURE &amp; CLEAN</b></p>
<p><b>BIRD SEED</b></p> 	<ul style="list-style-type: none"> <li>• Take bird feeders down</li> <li>• Store seed and feeders indoors (you can still feed birds in the winter)</li> </ul>	<ul style="list-style-type: none"> <li>• Rake up bird seed from the ground</li> </ul>
<p><b>GARBAGE</b></p> 	<ul style="list-style-type: none"> <li>• Store garbage cans in a building or electric-fence enclosure</li> <li>• Take to curb on morning of pickup</li> </ul>	<ul style="list-style-type: none"> <li>• Keep outbuilding and garage doors closed at all times and repair broken window and doors</li> <li>• Keep dumpster lids and doors closed and latched</li> <li>• Use bear-resistant dumpsters or garbage cans</li> </ul>
<p><b>GRILLS</b></p> 	<ul style="list-style-type: none"> <li>• Store grill inside when not in use</li> <li>• If you are having bear conflicts, stop grilling until bear moves on</li> </ul>	<ul style="list-style-type: none"> <li>• Burn off food residue</li> <li>• Dispose of food wrappers and grease cups</li> </ul>
<p><b>PETS AND LIVESTOCK</b></p> 	<ul style="list-style-type: none"> <li>• Feed pets inside</li> <li>• Store livestock and pet food inside</li> <li>• Keep livestock in buildings at night</li> <li>• Install and maintain effective livestock fencing</li> </ul>	<p>If you feed your pets or livestock outside:</p> <ul style="list-style-type: none"> <li>• Clean dishes daily</li> <li>• Remove leftover food daily</li> </ul>

We have revised our website and other outreach materials to provide additional information on what to do if you encounter a bear in your backyard, in your neighborhood, or during any outdoor activity in Maine. You can find that information, including printable/shareable PDFs, at: [mefishwildlife.com/livingwithblackbears](http://mefishwildlife.com/livingwithblackbears).

## Black Bear Hunting and Trapping

### SEASONS & PERMITS

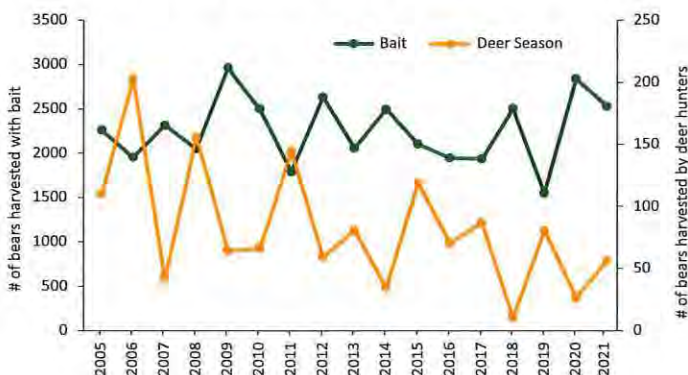
MDIFW’s management of Maine’s black bears includes setting the season length, bag limit, and legal methods of hunting. In addition to a hunting license, hunters (except for resident deer hunters during the firearm season) must purchase a bear permit to hunt black bears, and each successful hunter must register their bear. The Department uses bear registration data to monitor harvest levels and adjust regulations as needed to meet bear harvest objectives.

The black bear hunting season opens the last Monday in August and closes the last Saturday in November and is restricted to certain hunting methods during certain weeks.

In 2020, hunting over bait was permitted from August 29 through September 26. The hound (trained bear dogs) season overlaps with the last two weeks of the bait season, spanning September 14 to October 30. Annually, the trapping season opens on September 1 and closes October 31 and hunters can hunt bears near natural food sources or by still-hunting throughout the entire three-month season.

Since 2011, properly licensed individuals have been allowed to harvest two bears a year if one is taken by hunting and the other by trapping. While only a small proportion of hunters and trappers take advantage of this opportunity, the number of individuals harvesting two bears increased incrementally each year to 24 hunters by 2015 then stabilized. However, in 2020 the number of hunters harvesting two bears nearly doubled to 41 hunters. In 2021, 44 hunters harvested two bears – more than any previous year.

**FIGURE 2. HARVEST ALTERNATES WITH NATURAL FOODS. IN POOR FOOD YEARS, HARVEST BY BEAR HUNTERS USING BAIT IS HIGH AND HARVEST OF BEARS BY DEER HUNTERS IS LOW. TYPICALLY, A GOOD FOOD YEAR IS FOLLOWED BY A POOR FOOD YEAR.**



Starting in 2015, the Saturday prior to the opening day of the season is designated for youth hunters. Although the 2021 youth day harvest (51) did not exceed the 2018 record of 64 bears, the 2021 youth day harvest was higher than average.

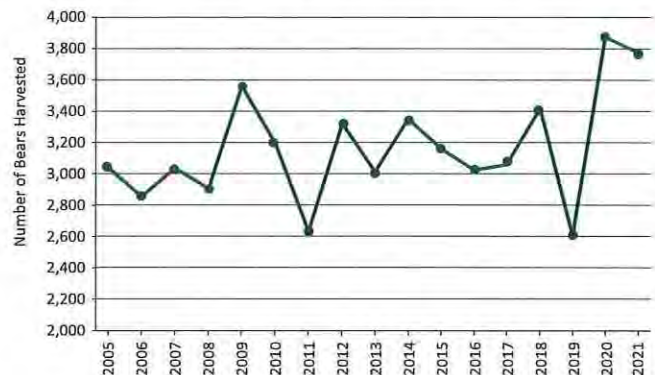
### ANNUAL HARVEST

Although many factors, including weather and hunter numbers, influence the black bear harvest, natural food levels play a significant role. Natural foods generally alternate in abundance from one year to the next. In a good food year, bears show less interest in bait sites and forage for plentiful natural foods through late fall. In a poor food year, bears show greater interest in bait and enter their winter dens early to conserve their limited fat reserves.

As a result, harvest with the use of bait is typically higher in poor food years and lower in good food years, while harvest by deer hunters during the November firearm season is typically lower in poor food years and higher in good food years (Figure 2 and Figure 3).

We expected 2021 to be a good natural food year, leading to a lower bait-hunter (and therefore, lower overall) harvest. However, despite a relatively good natural food level, the 2021 harvest (3,779 bears) was similar to 2020’s near-record harvest of 3,883 bears. We attribute this to an increased interest in outdoor pursuits that began during the pandemic and has continued to date. In 2021, nearly 12,500 hunters pursued bears (up 300 from 2020 and 1,500 above average) (Table 1, Figure 3).

**FIGURE 3. HARVEST GENERALLY ALTERNATES FROM YEAR TO YEAR IN RESPONSE TO NATURAL FOOD ABUNDANCE.**

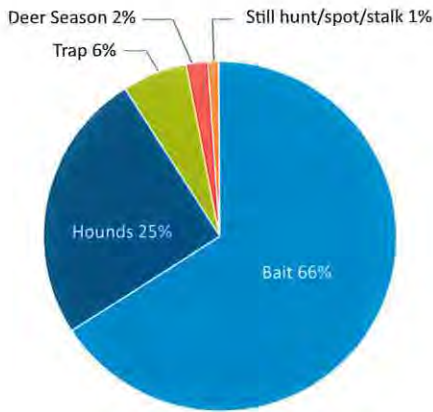






During the 2021 season, although 2,510 bears (67% of the total harvest) were taken by hunters using bait, the harvest by hunters using trained dogs reached a record high of 929, accounting for 25% of the total; and harvest by trappers also reached a record high of 239 – double the annual average. Meanwhile, harvest of bears by deer hunters in November remained low at just 57. (Table 1 and Figure 4).

FIGURE 4. MOST BEARS IN MAINE CONTINUE TO BE HARVESTED WITH BAIT AND HOUNDS (TRAINED BEAR DOGS). DUE TO THE LACK OF NATURAL FOODS DURING THE 2020 SEASON, FEWER BEARS WERE HARVESTED LATER IN THE SEASON BY DEER HUNTERS.



In Maine, most bears (>90%) are harvested over bait or with trained bear dogs. Prior to 2012, approximately 80% of bears were harvested over bait and 10% by hunters using dogs. Since 2013, bait has remained the prominent method of harvest, but a higher proportion of bears (16-25%) have been harvested every year using trained bear dogs. This increase is likely in response to greater interest following a recent bear hunting referendum that, if passed, would have made hunting bears with bait, trained bear dogs, or traps illegal in Maine. We saw a similar increased interest in harvesting a bear with a trap following both the 2004 and 2014 bear referendums (Figure 5). It is important to note that the low number of trappers that harvested a black bear during the 2018 season was due to an emergency rule that limited the types of traps that could be set for bears during the 2018 season and not a change in interest.

Hunters that use bait or trained bear dogs have the most success, with a 30% average success rate since 2008. Success is also higher among nonresidents (Figure 6), who are more likely than residents to hire licensed professional Maine hunting guides (40% of nonresidents use a guide vs. 25% of residents).

FIGURE 5. HARVEST BY HUNTING USING HOUNDS (TRAINED BEAR DOGS) HAS BEEN INCREASING IN RECENT YEARS, WHERE PERIODS OF HIGH HARVEST BY TRAPPERS OCCURRED FOLLOWING THE 2004 AND 2014 BEAR REFERENDUMS, THAT IF PASSED, WOULD HAVE MADE IT ILLEGAL TO HARVEST BEARS WITH BAIT, TRAINED BEAR DOGS, OR TRAPS.

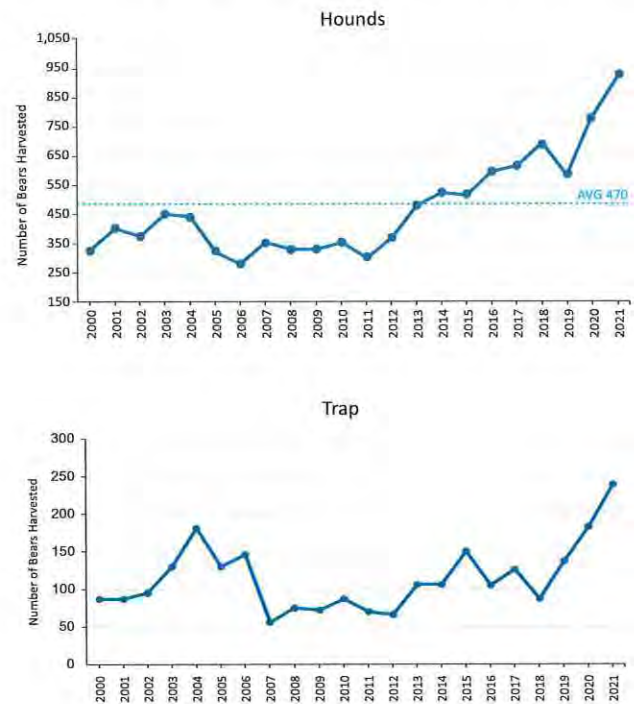
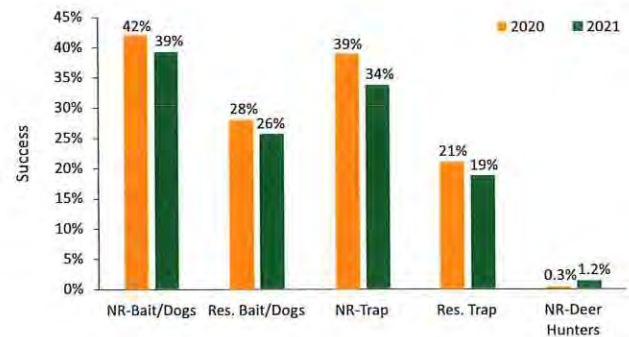


FIGURE 6. BEAR HUNTING SUCCESS RATES BASED ON PERMIT SALES BY RESIDENCE AND METHOD OF HARVEST.



2021

TABLE 1. NUMBER OF BEARS HARVESTED IN MAINE IN 2021 BY WILDLIFE MANAGEMENT DISTRICT (WMD).

WMD	METHOD OF TAKE						TOTAL HARVEST	ARCHERY <sup>2</sup>	ASSISTED BY GUIDE	RESIDENT	NONRESIDENT
	HUNTING WITH BAIT	WHILE DEER HUNTING	HUNTING WITH DOGS	SPOT AND STALK	TRAPPING	UNKNOWN <sup>1</sup>					
1	105	0	28	0	4	137	10	126	29	108	
2	110	3	41	2	1	157	7	144	23	134	
3	212	5	20	2	11	250	19	188	82	170	
4	169	2	17	1	4	193	9	120	96	97	
5	116	3	51	0	4	174	6	158	27	147	
6	237	4	47	7	10	305	15	208	94	211	
7	136	0	44	0	18	198	12	144	57	141	
8	205	0	109	2	31	347	9	247	140	207	
9	106	0	41	2	4	153	6	107	70	85	
10	102	0	1	3	10	116	6	80	39	77	
11	216	1	82	2	20	321	16	246	94	227	
12	91	9	113	2	18	233	20	123	128	108	
13	27	3	10	2	7	49	2	19	26	23	
14	71	1	38	0	14	124	5	79	62	62	
15	33	6	26	2	12	79	1	18	59	20	
16	10	5	0	0	4	19	1	0	18	1	
17	36	6	10	0	13	65	4	19	50	15	
18	178	3	55	0	18	254	9	157	115	139	
19	107	0	86	0	5	198	7	177	39	159	
20	4	2	3	2	4	15	2	2	13	2	
21	1	0	0	0	1	2	0	0	2	0	
22	0	0	0	0	0	0	0	0	0	0	
23	2	0	0	0	2	4	1	0	4	0	
24	0	0	0	0	0	0	0	0	0	0	
25	1	0	2	0	0	3	0	0	2	1	
26	36	1	1	1	12	51	4	8	44	7	
27	36	1	25	2	8	72	5	28	47	25	
28	163	2	78	1	4	248	10	174	87	164	
29	0	0	1	0	0	1	0	0	1	0	
UNREPORTED						11	10	11			
STATEWIDE	2510	57	929	33	239	0	3779	196	2583	1448	2330

<sup>1</sup>Unknown Method = Hunter did not report the method they used to harvest their bear.

<sup>2</sup>This does not include 95 bears harvested with a crossbow.



**BEAR TRAPPING**

Trappers can harvest a bear in September or October using a cable foot restraint or a cage-style trap. Since 2008, trappers have been required to purchase a separate permit to trap a bear, and permit sales indicate rising interest. Notably, about 90% of bear trapping permits are purchased by Maine residents.

For two years in a row, trapping permit sales reached a record high, likely in response to the pandemic and increased participation in outdoor activities (Figure 7). Trappers purchased 796 permits in 2020 and 919 in 2021. The prior record was set in 2014 at 676. Trapping interest spiked that year in response to a ballot initiative that, if it had passed, would have eliminated traps, bait, and trained bear dogs as legal harvest methods.

The 2020 and 2021 season harvest of 183 and 239 bears by 796 and 919 trappers eclipsed the previous five years, where an average of 538 trappers harvested anywhere between 87 and 150 bears.

**FIGURE 7. THE NUMBER OF RESIDENTS AND NONRESIDENTS PURCHASING A PERMIT TO TRAP BLACK BEARS IN MAINE HAS BEEN INCREASING.**





**RESIDENT VS. NONRESIDENT HARVEST NUMBERS**

Nonresidents harvested most of the bears during the 2021 season (62%), taking 66% of the bears with trained bear dogs and 65% of the bears taken over bait. While the percentage of the harvest by nonresident hunters using spot and stalk methods remains low, it accounted for 21% of the 2021 nonresident harvest.

Among residents, hunting over bait remains popular, with 60% of successful residents taking bears by this means. Although fewer bears are taken during the deer season, in traps, or by spot and stalk methods, Maine residents continue to account for the majority of this harvest (79%).

**THE INFLUENCE OF MAINE GUIDES**

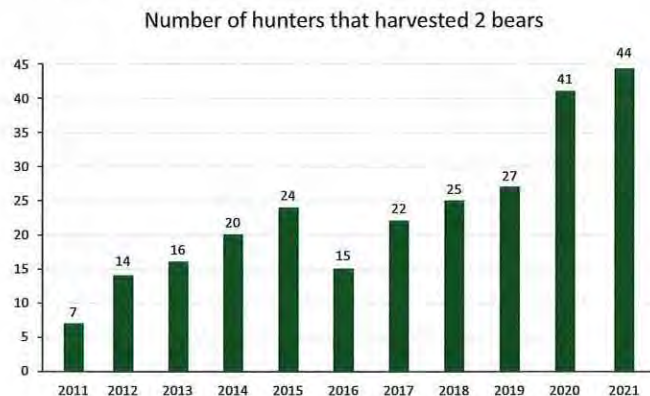
Every year, most bears harvested in Maine are taken by hunters employing a registered professional Maine hunting guide. In 2021, guides helped hunters (84% of whom were non-residents) harvest more than 2,500 bears (68% of the harvest). Hunters employing guides accounted for 83% of bears harvested with trained bear dogs, 70% of those taken over bait, and 20% of the bears taken in traps. Guides also appear to have boosted spot and stalk success, as the proportion of bears taken by spot and stalk methods with a Maine Guide also increased in the last five years, from 3% in 2016 to 18% in 2017, 21% in 2018, 12% in 2019 and 2020 and 24% in 2021.

Still, only 29% of Maine residents who harvested a bear in 2021 used a guide. Non-residents' greater use of professional Maine hunting guides could explain their overall higher success rates leading up to deer firearm season (39% compared to 26% for Maine residents).

**GEOGRAPHIC DISTRIBUTION OF THE HARVEST**

For the second year in a row, bears were harvested in nearly every county and WMD (14 of 16 counties and 27 of 29 WMDs). Although most bears were harvested from Aroostook County (1,103, accounting for 29% of total harvest), the density of harvest expressed as the number of bears killed per 100 square miles of habitat (forested land) was greatest in WMD 28 at 35 bears/100mi<sup>2</sup>, followed by WMDs 3, 6, and 12 (portions of Aroostook, Oxford, Washington and Hancock counties) at between 25 and 30 bears/100 mi<sup>2</sup>. Fewer bears were taken in southern and central portions of the state (Androscoggin, Cumberland, Kennebec, Knox and Waldo counties), and no bears were taken in Lincoln and Sagadahoc counties or WMDs 22 and 24 (Table 1). The statewide average of 11 bears/100 mi<sup>2</sup> was similar to the statewide average of 13 bears/100 mi<sup>2</sup> in 2020 (a poor food year) and above the statewide average of nine bears/100mi<sup>2</sup> in 2019 (a good food year).

**FIGURE 8. THE NUMBER OF HUNTERS THAT HARVEST TWO BEARS IS LIKELY LIMITED BY THE FACT THAT ONE MUST BE TAKEN IN A TRAP. SINCE THE BAG LIMIT INCREASE IN 2011, AN AVERAGE OF 19 HUNTERS HAVE HARVESTED TWO BEARS IN A YEAR.**





**HUNTER PARTICIPATION**

Since 1990, hunters interested in harvesting a black bear have had to purchase a bear hunting permit in addition to their hunting license. That first year, nearly 12,000 permits were sold then stabilized to approximately 10,500 permits through 1999 before rising to more than 15,000 permits by 2002. In 2003, permit fees were raised from \$5 to \$25 for residents and from \$25 to \$67 for nonresidents. Subsequently, bear hunting participation steeply dropped for residents and nonresidents alike. After a slight bump during the bear hunting referendum of 2004, numbers continued a steady decline before stabilizing at just under 11,000 in 2009 (Figure 9). More recently, in response to the pandemic, numbers have increased. More than 12,000 bear permits were sold in 2020 (the highest number in 17 years) and sales increased again in 2021 to nearly 12,500.

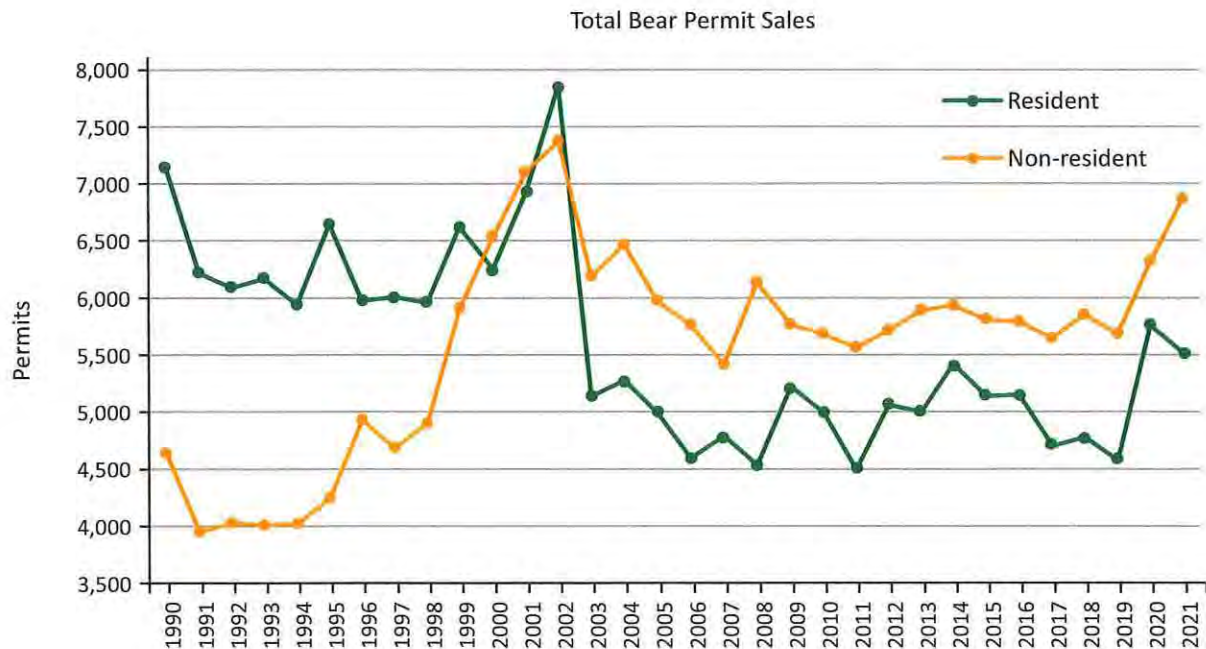
**RESIDENT VS NONRESIDENT PARTICIPATION**

Historically, most bear permits (55-60%) were purchased by residents. However, following the closure of the Ontario spring bear hunt in 1999, nonresidents became more interested in hunting Maine black bears; and in 2000, nonresident participation eclipsed that of residents. Since then, nonresidents have accounted for an average of 55% of bear hunting permits.

With the permit fee increase in 2003, resident participation fell more sharply. While not as many nonresidents dropped off, this decline is particularly significant since nonresidents' higher success rates have a greater impact on the final harvest level (Figure 6).

The bump in permit sales in 2020 and 2021 contributing to the near-record harvests of 3,883 and 3,779 bears, respectively (Figure 9). Most notable was the increase in nonresident participation in 2021 which likely explains the higher-than-expected 2021 harvest.

**FIGURE 9. THE DEPARTMENT DOES NOT LIMIT THE NUMBER OF BEAR HUNTING OR TRAPPING PERMITS. IN RECENT YEARS, RESIDENT AND NONRESIDENT BEAR PERMIT SALES HAVE STABILIZED TO APPROXIMATELY 10,000 WITH A SIMILAR NUMBER OF RESIDENTS AND NONRESIDENTS PURCHASING PERMITS. PRIOR TO 2003, MORE RESIDENTS PURCHASED BEAR PERMITS, LIKELY DUE TO THE LOW COST OF THE PERMIT AT THE TIME.**





#### NEW PERMITS FUNDING BLACK BEAR RESEARCH AND MANAGEMENT

Since 2008, trappers have been required to purchase a bear permit to harvest a bear, and nonresidents have also been required to purchase a permit to take a bear during deer firearms season. Funds from these permit sales are dedicated to bear research and management, and we are currently using them to:

- Determine the age of harvested black bears from teeth turned in by hunters
- Develop an integrated population model for bears, and
- Evaluate the role of anthropogenic foods (including bait) on Maine's bear population.

This research will allow us to improve our monitoring of trends in Maine's bear population, including its age structure and refine population estimates to better inform our management of bears.


Although the number of nonresident bear permit sales for deer hunting season has remained stable at 700 to 1,000 per year (962 in 2020), sales of resident and nonresident bear trapping permits have been increasing. The sale of these permits has contributed between \$40,000 and \$90,000 annually to bear research and management. In 2014, likely due to a ballot initiative that would have made it illegal to harvest bears with bait, trained dogs, or traps, the number of resident trapping permits more than doubled from 291 to 602, and nonresident trapping permits tripled from 25 to 75. Most recently, trapping permit sales reached new highs of 698 resident and 98 nonresidents in 2020 and 793 resident and 128 nonresidents in 2021.

---

*This work is supported by the federal Pittman-Robertson program and state revenues from sales of hunting and trapping licenses.*

# FURBEARERS

Shevenell Webb





## Trapping and Furbearer Management

With our abundant lakes, streams, and wetlands, plus southern hardwoods and northern boreal forests, Maine supports some of the most diverse wildlife assemblages in the Northeast. Maine has 16 species of furbearing animals, including semi-aquatic species (beaver, river otter, mink, and muskrat) and terrestrial species (bobcat, coyote, red and gray fox, fisher, marten, raccoon, opossum, striped skunk, short and long-tailed weasel, and red squirrel).

Thanks to modern wildlife management principles, many of these species are more abundant now than they were 100 years ago, allowing for more viewing and harvest opportunities. Game wardens strictly enforce harvest regulations, and wildlife biologists closely monitor the harvest. MDIFW continually reviews and develops science-based regulations, education programs, and capture methods to ensure the harvest is sustainable and that practices are humane.

Healthy furbearer populations are primarily managed and maintained through trapping. Regulated trapping provides many benefits to wildlife and people, including protection and restoration of rare species, population management, and reduction of human-wildlife conflicts.

## Trapping Best Management Practices

Many advancements have been made to improve the safety, effectiveness, and humaneness of trapping. A new report summarizes a long-term study to evaluate trap performance and advance the use of humane traps through development of best management practices for trapping in the United States. Over 600 traps have been tested through the BMP study, which continues to this day. Learn more at [furbearermanagement.com](http://furbearermanagement.com).

To learn more about Maine trapping regulations, please visit [mefishwildlife.com/trappinglaws](http://mefishwildlife.com/trappinglaws).

## Harvest Update

Trapping is the primary method of harvesting furbearers; but red and gray fox, coyote, bobcat, raccoon, opossum, and skunk can also be hunted for a short time each year. Small game, including snowshoe hare, red and gray squirrel, woodchuck, and porcupine, can be hunted as well.

Regardless of harvest method, the pelts of all furbearers except weasels, raccoon, red squirrel, muskrat, skunk, and opossum must be registered and tagged. Tagging pelts gives the Department information on who harvested the animal, with what method, in which town, and during which month and year.

We also collect biological data for some species during the registration process (see page 32). This information is important for monitoring fur harvest intensity, status, and distribution, as well as the demographics of the harvest.

Many factors can influence fur harvests, including changes in trapping regulations, pelt values, wildlife populations, weather conditions, abundance of natural foods, and gas prices. Interest in trapping has remained steady, with more people taking trapper education courses in recent years. Some of the recent interest is related to bear trapping, while other people are drawn in by the challenges and benefits of being outside or the prospect of making their own fur garments and other products.

During the 2021/22 season, the covid pandemic, abundant natural foods, low fur values, and high gas prices all affected trapper effort and harvest.





Bobcat sightings are up, and the bobcat harvest continues to be strong (Table 1). Hunting is the most popular method of pursuing bobcats, with 58% of the annual harvest taken by hunting during the previous three seasons; but it relies on good snow conditions. Most bobcat hunters use dogs, followed by bait, other, calling, and incidental. Over the past 10 years, the number of successful bobcat hunters has doubled, while the number of successful trappers has increased by 15%.

The fisher and marten harvest this past season was comparable to the 2019 season when natural foods (e.g., small mammals and nuts) were abundant. Some species, like mink and foxes, were abundant; but because of low trapper effort, the harvest was well below the 10-year average.

### Trapper Effort

The number of trapping licenses has been fairly stable over the last 20 years. During 2020/21, there were 4,312 trapping licenses (this includes annual and lifetime trapping licenses), representing a 5% increase from the

previous five-year average. Beginning in 2021, trapping license renewals could be purchased online, including Apprentice Trapping, Bear Trapping Permit, and Junior Trapping Licenses. With that change, the Department saw a year-over-year increase in resident and non-resident trapping licenses.

All trappers 16 years and older are required to submit a fall and spring harvest report, even if they did not trap. MDIFW uses this information to monitor trends around targeted species and locations, catch per unit effort, disease, trapping effort in lynx wildlife management districts, and the harvest of species that are not required to be registered and tagged. These reports indicate that coyote and beaver are the most popular species to target. The average species catch per 100 trapnights (1 trap set for 1 night = 1 trapnight) reported on fall harvest reports (2018-2020) has been highest for muskrat (8) and beaver (4), followed by raccoon (3), otter (2), and coyote, fox, mink, fisher, marten, and bobcat (1) (Table 2).

TABLE 1. FURS REGISTERED FROM THE 2012/13 - 2021/22 TRAPPING AND HUNTING SEASONS IN MAINE.

	2012/13	2013/14	2014/15	2015/16	2016/17	2017/18	2018/19	2019/20	2020/21	2021/22	10-YR AVERAGE
BEAVER	9,327	42,95	3,541	5,666	3,448	5,411	4,187	6,173	5,988	5,325	5,336
BOBCAT	239	136	126	228	207	221	281	352	396	354	254
COYOTE	1,746	1,315	1,036	1,429	963	1,482	1,965	1,905	1,912	1,158	1,507
FISHER	1,346	656	688	295	341	352	659	365	741	470	591
R. FOX	901	541	304	618	437	582	726	457	739	411	622
G. FOX	437	334	535	286	131	264	196	247	275	141	259
MARTEN	4,048	1,042	1,224	395	1,113	519	946	315	1,057	395	1,105
MINK	2,256	1,379	1,173	1,206	485	536	284	348	356	243	827
OTTER	762	408	292	494	322	656	397	678	628	582	522

TABLE 2. SPECIES CATCH PER 100 TRAP-NIGHTS AS REPORTED ON FALL TRAPPER HARVEST REPORTS.

SEASON	COYOTE	G. FOX	R. FOX	MINK	FISHER	MARTEN	BEAVER	MUSKRAT	RACCOON	OTTER	BOBCAT
2018	1.59	0.46	0.73	1.21	0.79	1.08	4.48	7.94	2.71	2.08	0.42
2019	1.14	0.58	0.61	1.06	0.75	0.78	4.18	7.42	0.88	1.34	0.65
2020	1.07	0.61	1.41	1.01	0.99	1.60	4.76	8.77	4.38	1.61	0.77
AVG	1.27	0.55	0.92	1.09	0.84	1.15	4.47	8.04	2.66	1.68	0.61

<sup>1</sup>Imports and roadkills were excluded from this summary.

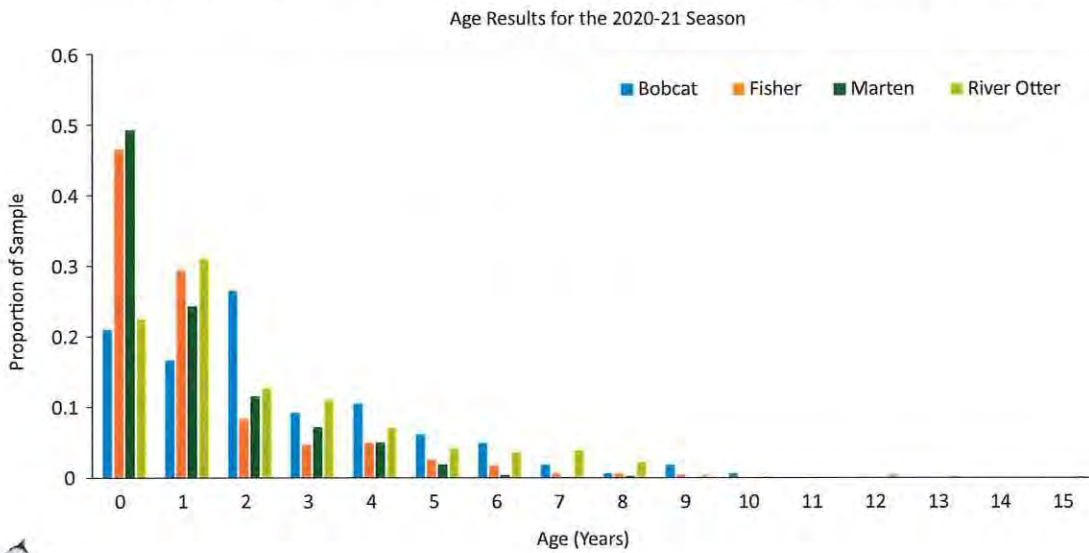
## Biological Data

MDIFW biologists collect biological samples from bobcat, fisher, marten, and river otter (Figures 1-5). By closely monitoring harvest demographics, we are able to improve how we manage these species and ensure that trapping and hunting levels are sustainable. We also use these data when interpreting harvest trends and considering regulation changes.

We have learned a lot in the past five years of the study. The harvest has been composed primarily of younger age

classes, mimicking natural mortality trends. On average, 49% of the bobcat, 77% of the fisher, 76% of the marten, and 57% of the otter annual harvest samples were juveniles (<1 years old) or yearlings. The percentage of adult females (2+ years old) in the harvest has been low, representing 24% of the bobcat, 15% of the fisher, 6% of the marten, and 14% of the otter annual harvest samples. The oldest animals in the study were bobcat (13 years old), fisher (11 years old), marten (9 years old), and otter (15 years old).

**FIGURE 1. AGE DISTRIBUTION OF THE SAMPLED BOBCAT, FISHER, MARTEN, AND RIVER OTTER HARVEST DURING THE 2020-21 HUNTING AND TRAPPING SEASON IN MAINE.**



**FIGURE 2. AGE AND SEX OF BOBCATS SAMPLED DURING THE 2016/17 - 2020/21 HUNTING AND TRAPPING SEASONS IN MAINE. NOTE THAT ASTERISKS\* MARK RESULTS BASED ON VERY SMALL SAMPLE SIZE (I.E., LESS THAN 30 BOBCAT TISSUE SAMPLES).**



Age of Harvested Bobcats by Season (2016-2020)

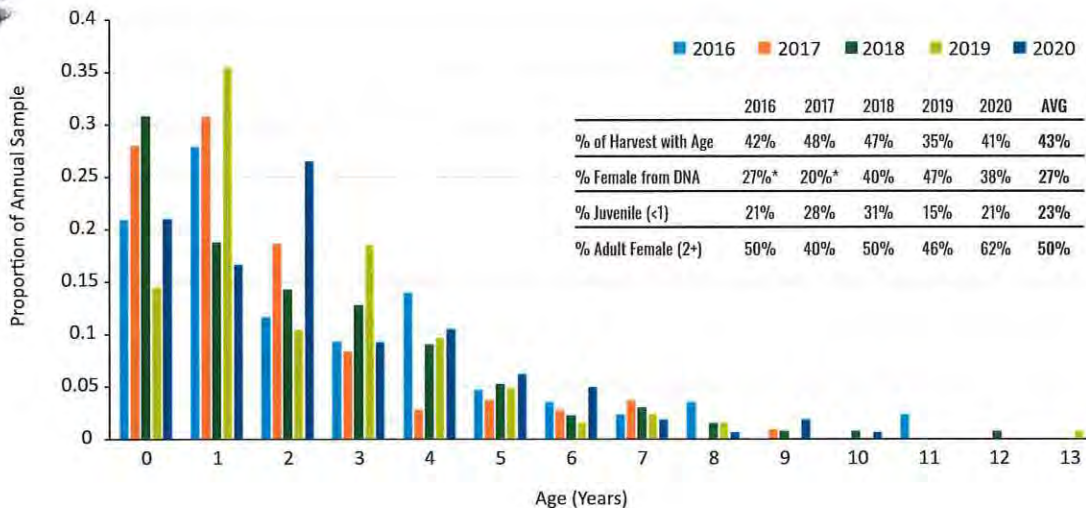




FIGURE 3. AGE AND SEX OF THE FISHER SAMPLED DURING THE 2016/17 - 2020/21 TRAPPING SEASON IN MAINE.

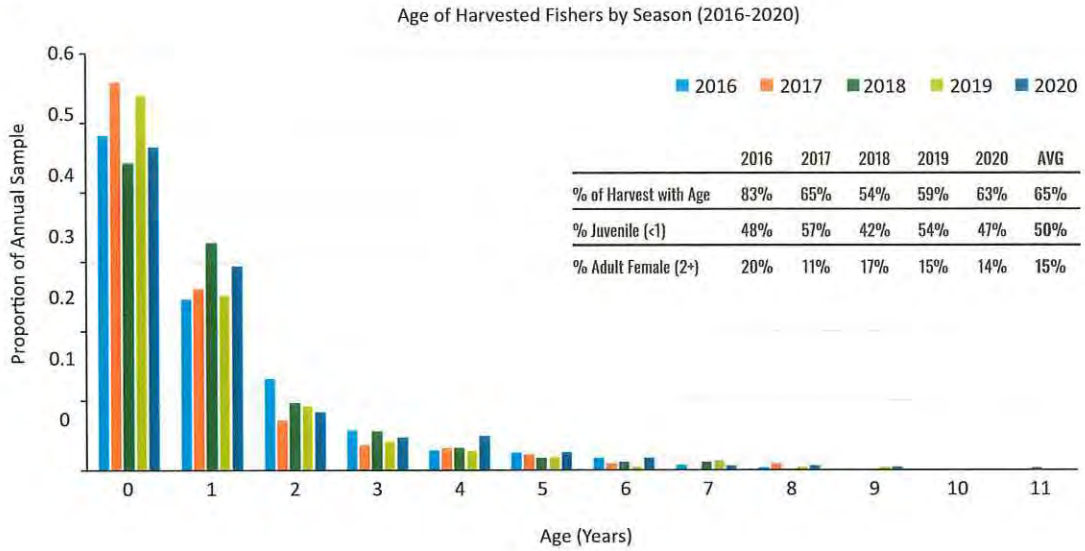
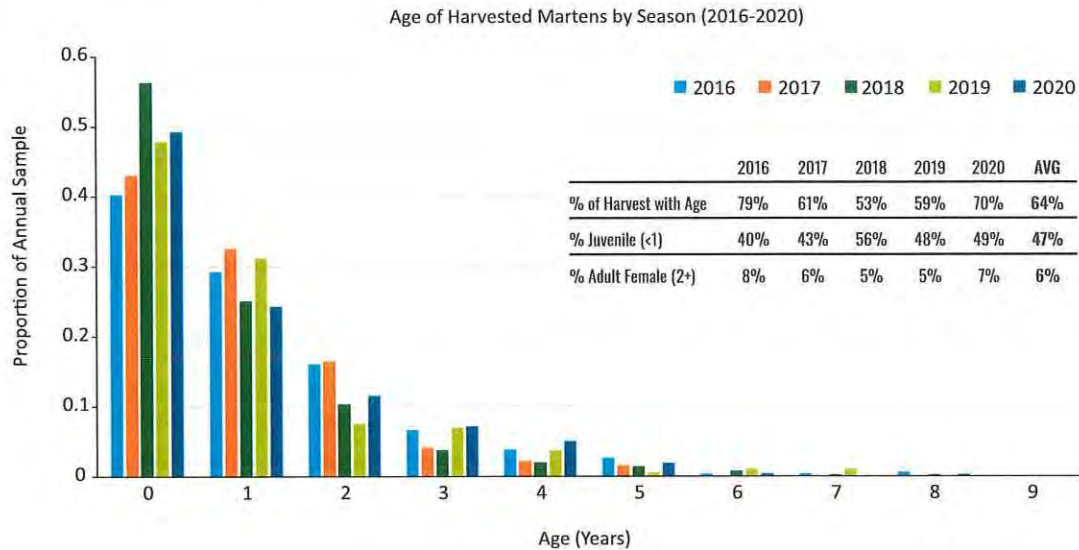
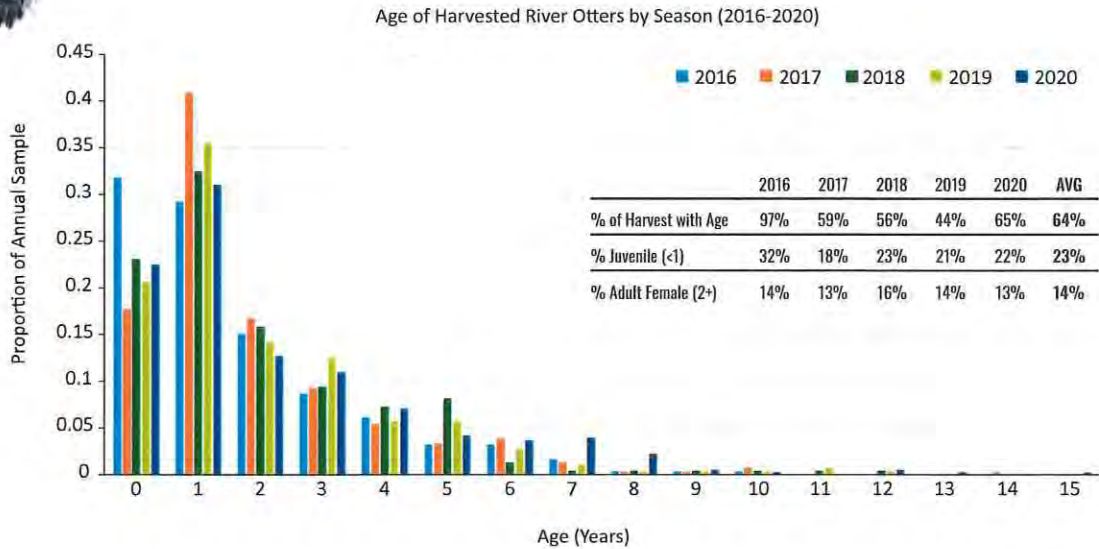


FIGURE 4. AGE AND SEX OF THE MARTEN SAMPLED DURING THE 2016/17 - 2020/21 TRAPPING SEASON IN MAINE.





**FIGURE 5. AGE AND SEX OF THE RIVER OTTER SAMPLED DURING THE 2016/17 – 2020/21 TRAPPING SEASON IN MAINE.**



## Other Updates

### FURBEARER PLANNING

As part of its mission to preserve, protect, and enhance Maine’s inland fisheries and wildlife resources, the Maine Department of Inland Fisheries and Wildlife also must plan for the use and preservation of these resources.

In 2019, the Department started a comprehensive Furbearer Planning initiative. This effort is guided by a Steering Committee made up of diverse wildlife stakeholder groups and species working groups with technical expertise and/or interest. These groups are helping the Department develop 10-year management goals and strategies in three areas: 1.) Research and monitoring, 2.) Policy and regulations, and 3.) Outreach and communications.

The plan’s overarching goals are to maintain healthy, abundant furbearer populations, maintain a sustainable harvest, maintain trapping opportunities, increase public understanding of furbearers and furbearer management, minimize human-wildlife conflicts, and conserve other species in the process. Given the wide scope and number of species involved, this initiative spans multiple years. Learn more about the 2020 public survey results and progress of Maine’s Furbearer Management Plan: [maine.gov/ifw/fish-wildlife/wildlife/species-planning/furbearer-management-plan.html](http://maine.gov/ifw/fish-wildlife/wildlife/species-planning/furbearer-management-plan.html).



## Meso-Carnivore Camera Study

Since 2017, the Department has been working with the University of Maine (Dr. Alessio Mortelliti and Dr. Bryn Evans) to develop a protocol for monitoring marten and fisher populations across the state. We used motion-triggered camera traps because they are an effective, non-invasive approach to survey carnivores over large areas and have advantages over traditional methods like snow track surveys. Cameras are not weather-dependent, they provide more certain species identification, and they can be set for long periods of time.

The study focused on the northern two-thirds of Maine across gradients of forest disturbance, latitude, and fur harvest intensities. Marten and fisher occurrences were collected through transects of camera traps optimized for these species. Over a four-year period, the 197 survey stations collected nearly one million images of 27 mammal species.

The study found that the intensity of forest disturbance was an important driver for marten occurrence. More disturbed forests indicated more ephemeral marten populations with high turnover (i.e., less consistency in annual detections) as compared to less disturbed areas. In contrast, fisher were common almost everywhere (86% of stations) and appeared to be more habitat generalists.

Marten make a great umbrella species, and survey efforts targeting marten can be maximized to include fisher and other species. The Department is using the results from this study to inform a long-term monitoring program that will improve marten and fisher management. Learn more about the publications that resulted from this study: [alessiomortelliti.weebly.com/publications.html](http://alessiomortelliti.weebly.com/publications.html).



## Fisher Rodenticide Study

The Department is collaborating with partners from multiple states on a large study to better understand the health of the fisher population, including the prevalence of anticoagulant rodenticides (AR), in the Northeast. Rodenticides are commonly used to control rodents worldwide, but the effects of these toxins on other species and their persistence in the environment is not well-understood.

AR accumulate in the liver and work by interfering with Vitamin K activation and preventing blood from clotting. A rodent who ingests the toxins typically dies of internal bleeding, hemorrhaging, or anemia within four days to two weeks. First-generation anticoagulants were developed before 1970 and are more toxic when feeding occurs over several consecutive days. Second-generation anticoagulants were developed beginning in the 1970s to control rodents that became resistant to the first-generation rodenticides. These anticoagulants are more toxic because they can kill rodents after one night of feeding, which increases their potential to harm non-target animals. The second-generation compounds also appear to stay in animal tissue for a long period of time. Due to these factors, the Environmental Protection Agency (EPA) has instituted additional restrictions for these compounds, allowing consumers to purchase ready-to-use bait stations that contain a block or paste inside them, but not to purchase pellets. Only three compounds are currently registered for the consumer market to control mice and rats. Although the EPA restricts the more potent second-generation products to agricultural contexts and professionals, they are still widely available to consumers at local hardware stores and online vendors.

The various pathways of AR exposure may be feeding directly on the baits, feeding on rodents who have eaten the baits, or other means (e.g., water sources). A predator who ingests poisoned rodents can build up toxins over time as they eat more of them; and some species, like avian predators, appear particularly sensitive and can die from AR poisoning. Massachusetts has found that raptors have widespread exposure to AR, but just reported its first lethal rodenticide poisoning of two bald eagles in 2021. In addition to avian predators, rodenticide compounds have been detected in Canada lynx, bobcat, red fox, gray fox, river otter, and fisher in the Northeast. Lethal concentrations are not well understood and appear to vary widely within and among species.

During the fall and winter of 2020/21, the Department worked with trappers and staff to collect 110 fishers from 49 Maine towns. Early results indicate 53% of the Maine fisher tested positive for at least one rodenticide compound (Figure 6). Four of the 11 rodenticide compounds tested were detected in Maine fisher livers, with Brodifacoum and Bromadiolone (second-generation anticoagulants with long half-lives) being the most common. Most of the fisher that tested positive had one or two compounds, while four had three compounds and one had trace amounts of four compounds. Twenty-six of the 46 males (57%) and 30 of the 60 females (50%) had at least one compound. Fishers with rodenticides were detected throughout the state, and it appears that fisher living in remote areas are still getting exposed. Some towns had a mix of individuals that tested negative and positive. Still, levels in Maine are lower than New York, where 79% of fisher tested positive for at least one rodenticide, and Vermont, where 90% did. SUNY ESF will be examining age, reproductive tracts, and testes from fisher in relation to rodenticide levels.

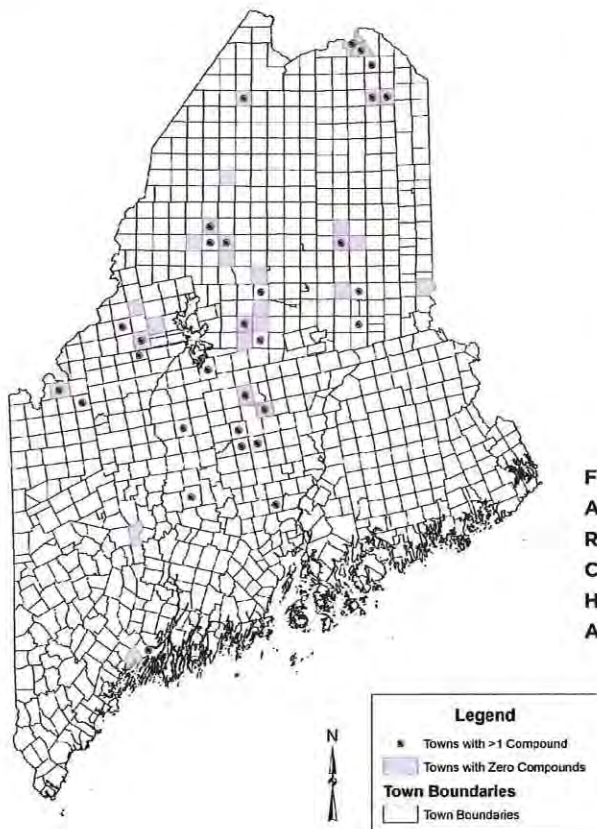
More study is necessary to better understand AR exposure pathways, rates for fisher and other species, and what levels would be harmful to individuals or populations. Given the widespread availability of rodenticides to consumers, increased outreach is needed on integrated pest/rodent management and alternatives to poisons (e.g., snap traps).



### Skunk Adenovirus Study

Skunk adenovirus (SkAdv1) is an emerging respiratory disease that was first discovered in a striped skunk in Ontario in 2014. Since then, its host range has expanded, with several species in northeastern North America infected, including porcupines, gray fox, and raccoon. The virus has also been discovered in captive hedgehog colonies in Japan and New Hampshire. Its source is unclear, with a mixture of cases coming from sick wildlife submitted to wildlife rehabilitation with symptoms and animals who develop symptoms while in a rehabilitation center. There appear to be split outcomes, with some infected animals recovering and others dying. According to Dr. David Needle (UNH Veterinary Diagnostic Lab), who first discovered the virus in the United States, it appears that, of the animals infected and developing the disease, porcupines are the ones that people see most.

It is unknown how the virus impacts wildlife populations, but it may be species- and strain-dependent. Based on preliminary evidence from UNH and collaborators at Cornell and in Canada, it appears fairly transmissible to other species and warrants further study as it is currently emerging in the northern portion of North America's eastern temperate forests, seemingly focused on Maine, New York, and the surrounding Canadian provinces. The Department will be collaborating with Dr. Needle, Dr. Sarah Childs-Sanford (Cornell University), select wildlife rehabilitation centers, and other partners to collect samples from multiple species to learn more about which species carry the virus and how prevalent the disease is among individuals.



**FIGURE 6. MAP SHOWING MAINE TOWNS WHERE AN INDIVIDUAL FISHER HAD NO ANTICOAGULANT RODENTICIDE COMPOUND (SHADED) OR AT LEAST ONE COMPOUND (SOLID CIRCLES) DETECTED. SOME TOWNS HAD A MIX OF INDIVIDUALS THAT TESTED NEGATIVE AND POSITIVE FOR COMPOUNDS.**



# GAME BIRD CONSERVATION & MANAGEMENT

## Meet the Game Bird Group




**Brad Allen, Wildlife Biologist and Bird Group Leader**

Brad oversees bird group activities and budgets and continues to investigate the lives and times of the common eider, focusing currently on a collaborative duckling survival study. Brad also coordinates Department interests in seabird research and management activities.



**Kelsey Sullivan  
Wildlife Biologist**

Kelsey coordinates MDIFW's banding programs, surveys, and research to assess the status of game bird populations in Maine. Game bird species that Kelsey is responsible for include ruffed grouse, American woodcock, wild turkeys and waterfowl. He is Maine's representative on the Atlantic Flyway Council Technical Section.



# GAME BIRDS

Kelsey Sullivan





# RESIDENT GAME BIRDS

## Wild Turkey Spring Harvest

Maine continues to have a quality wild turkey spring hunting season, with 25% of hunters harvesting at least one turkey and 37% of those successful hunters harvesting a second turkey. The spring 2022 harvest of 7,081 was the highest recorded since the start of spring turkey hunting in Maine in 1986, when just seven of 500 permitted hunters harvested a wild turkey.

Factors contributing to the highly successful 2022 season include an increase in wild turkey hunting participation, good reproduction over the last couple years, and favorable weather conditions during the opening week of the spring hunt.

The table below shows the spring wild turkey harvest each year from 2018 to 2022 by Wildlife Management District (WMD), along with the average harvest over those five years.



**TABLE 1. WILD TURKEY SPRING HARVEST BY WILDLIFE MANAGEMENT DISTRICT 2018 TO 2022 AND FIVE YEAR AVERAGE.**

WMD	2018	2019	2020*	2021	2022	AVERAGE HARVEST
2	4	5	4	3	4	4
3	3	6	9	20	22	12
4	1	1	6	5		3
5	2	6	2	14	9	7
6	48	49	37	90	120	69
7	29	52	24	37	57	40
8	7	14	10	19	35	17
9	6	4	0	9	13	6
10	9	4	0	18	22	11
11	71	75	40	71	125	76
12	91	176	118	164	201	150
13	117	122	35	87	172	107
14	43	55	20	53	66	47
15	643	592	567	605	720	625
16	455	523	457	464	551	490
17	675	603	461	562	681	596
18	118	104	149	92	97	112
19	28	20	54	22	37	32
20	604	705	521	701	719	650
21	608	666	481	651	720	625
22	571	607	526	439	525	534
23	754	765	679	607	749	711
24	174	172	180	185	195	181
25	586	687	558	498	631	592
26	450	456	458	302	406	414
27	70	68	51	97	118	81
28	40	67	58	58	66	58
29	20	8	13	18	20	16
<b>TOTAL</b>	<b>6,230</b>	<b>6,612</b>	<b>6,216</b>	<b>5,891</b>	<b>7,081</b>	<b>6,406</b>

\*Estimated from a post season harvest survey. In 2020, due to COVID, spring harvest registration was waived.

## Wild Turkey Fall Harvest

The fall wild turkey season is open from the Monday closest to September 17 until November 7. Bag limits vary by Wildlife Management District (WMD) and are based on each WMD’s estimated wild turkey density (WMDs with higher estimated turkey densities have higher bag limits). The overall season bag limit per hunter is five wild turkeys.

The fall 2020 wild turkey harvest was the highest we’ve had in the state since the fall season began in 2002, with a total harvest of 3,645 turkeys — 44% more than the 5-year average of 2,515. The higher harvest is partially attributed to the increase in wild turkey hunting participation in 2020, as measured by hunting license and wild turkey permit sales. 2020 was also a very good year for wild turkey reproduction, so there were a lot of wild turkeys on the landscape and available for harvest.

The fall 2018 harvest of 3,503 wild turkeys was also due in part to successful reproduction.



**TABLE 2. WILD TURKEY FALL SEASON HARVEST TOTALS BY WILDLIFE MANAGEMENT DISTRICT FROM 2016 TO 2020.**

WMD	2016 HARVEST	2017 HARVEST	2018 HARVEST	2019 HARVEST	2020 HARVEST	5 YEAR AVERAGE
6	CLOSED	CLOSED	CLOSED	CLOSED	66	66
10	2	8	7	8	19	9
11	46	32	61	30	71	42
12	57	29	107	29	80	50
13	67	10	59	7	30	34
15	307	155	418	196	400	283
16	242	97	371	140	332	211
17	362	146	345	272	363	276
18	62	42	80	48	86	61
19	39	16	35	21	37	32
20	307	212	350	191	384	292
21	194	127	244	154	236	197
22	214	112	301	130	257	196
23	235	154	407	260	369	260
24	99	58	64	57	102	82
25	232	123	340	185	408	233
26	169	81	149	156	292	150
27	CLOSED	42	54	41	57	49*
28	73	68	107	46	116	72
29	21	9	4	4	6	11
<b>TOTAL</b>	<b>2,761</b>	<b>1,521</b>	<b>3,503</b>	<b>1,975</b>	<b>3,711</b>	<b>2,515</b>

\*4 year average



# MIGRATORY GAME BIRDS

## Waterfowl Harvest

The 2020 Maine waterfowl season selection continued with three zones: North, South, and Coastal. The federal framework offered states in the Atlantic Flyway a 60-day general duck season with a six-bird daily bag limit, a 60-day Canada goose season with a two-bird daily bag limit in our North and South Zones, and a 70-day Canada goose season with a three-bird daily bag limit in our Coastal Zone. An early Canada goose season was also open from September 1 to September 25. This season was for the more abundant portion of the Canada goose population breeding in Maine, referred to as resident Canada geese. The regular goose season is timed for when the less abundant geese migrating from the northern breeding grounds in Canada co-mingle

with the resident geese. The early season daily bag limit was 10 in the South and Coastal zones and six in the North zone. The special sea duck season in Maine was limited to 60 days with a daily limit of five sea ducks per day with no more than four scoters, four eiders, or four long-tailed ducks per day.

Waterfowl harvest estimates are derived from data collected through the Harvest Information Program (HIP). Led by the federal US Fish and Wildlife Service, the HIP program is an annual hunter survey to monitor waterfowl harvest. All hunters intending to hunt waterfowl must register for HIP each year when they purchase their hunting license. Duck and goose harvest estimates for the 2016 to 2020 hunting seasons, along with the 5-year average, are presented in the table below.



**TABLE 3. WATERFOWL HARVEST IN MAINE BY SPECIES FROM 2016 TO 2020 FIVE YEAR AVERAGE.**

	2016	2017	2018	2019	2020	5 YEAR AVERAGE
Black Duck	2,700	2,900	5,600	2,700	3,500	3,480
Mallard	8,000	9,700	11,800	6,300	10,400	9,240
Mallard X Black Duck Hybrid	100	200	100	100	300	160
Green-Winged Teal	1,900	1,600	1,100	1,900	2,100	1,720
Blue-Winged Teal	200	0	0	200	600	200
Northern Shoveler	0	100	0	100	0	40
Northern Pintail	100	200	400	100	200	200
Wigeon	100	0	200	200	100	120
Wood Duck	5,500	6,500	3,700	4,600	9,800	6,020
Greater Scaup	0	0	100	0	0	20
Lesser Scaup	100	0	0	0	100	40
Ring-Necked Duck	800	200	800	900	1,200	780
Bufflehead	2,500	1,500	2,700	700	2,400	1,960
Common Goldeneye	600	600	700	400	900	640
Hooded Merganser	600	600	600	400	900	620
Other Mergansers	700	500	700	200	900	600
<b>Total Dabbling/Diving Duck Harvest</b>	<b>27,000</b>	<b>32,200</b>	<b>39,400</b>	<b>22,900</b>	<b>40,600</b>	<b>32,420</b>
Canada Goose	11,400	15,200	11,400	7,200	14,300	11,900
Common Eider	1,800	5,700	7,300	1,700	2,200	3,740
Long-Tailed Duck	800	1,700	2,600	1,300	2,400	1,760
Scoter Species	1,100	1,300	800	1,100	2,400	1,340
<b>TOTAL SEA DUCK HARVEST</b>	<b>3,700</b>	<b>8,700</b>	<b>10,700</b>	<b>4,100</b>	<b>7,000</b>	<b>6,840</b>



## American Woodcock

Surveyors in Maine contributed to the USFWS-coordinated American Woodcock Singing Ground Survey (SGS), which is carried out each spring across the woodcock breeding range in Eastern Canada and the central and eastern US. MDIFW and USFWS staff, together with several volunteers, completed 55 routes in Maine in the spring of 2021. The average number of males they heard per route was 3.73, up from the previous year's average of 3.45, but slightly lower than the 10-year average of 3.96. These numbers indicate that the breeding portion of woodcock is stable in Maine, despite having declined in many other parts of the woodcock range. Such declines are attributed in part to loss of young forest habitat important to woodcock.

As with waterfowl, the Harvest Information Program (HIP) provides estimates of woodcock hunter numbers and harvest. Based on data from HIP, approximately 5,500 woodcock hunters harvested an estimated 9,600 woodcock in Maine in 2020.

The recruitment index is a measure of the ratio of immature (young of the year) woodcock per adult female derived from a wing-collection survey. In 2020, Maine hunters provided 770 woodcock wings. The recruitment index of 1.7 immature to one adult female in the 2020 harvest was the same as the long-term average of 1.7 (1963–2019).