

Report Back on Sunday Hunting Provided to the Joint Standing Committee on Inland Fisheries & Wildlife



Report Back On:

[RESOLVE 2021 CHAPTER 107](#) - (LD 1033) **Resolve, To Direct the Department of Inland Fisheries and Wildlife To Examine Sunday Hunting**

Provided By: The Department of Inland Fisheries & Wildlife

Date: February 28, 2022

Table of Contents:

- Executive Summary – page 1
- Representatives of the Sunday Hunting Stakeholder Group – page 2-4
- Stakeholder Members’ Concerns, Opinions and Input Related to Sunday Hunting and the Survey
 - General concerns for all citizens who recreate – page 4
 - Economic Impact – page 5
 - Impact to Landowners – page 5
 - Impact to Hunters - page 6
 - Impact to Other Recreationists - page 6
 - Information Related to Sunday Hunting in Other States – page 6
 - Developing Survey Questions - pages 6-8
 - Possible Sunday Hunting Resolutions/Options – page 8
- Actual Language with the Resolve – pages 8-9

Attachments:

- [Final Report on Sunday hunting survey conducted by Responsive Management](#)

Good morning Senator Dill, Representative Landry and honorable members of the Inland Fisheries and Wildlife Committee. I am Judy Camuso, Commissioner of Inland Fisheries and Wildlife. I am here to report back on the Resolve 2021 Chapter 107 directing the Department to examine Sunday hunting in Maine. The report that follows covers events leading up to the resolve and then the stakeholder member's discussions that helped create the survey questions, however the actual survey results will be presented in a separate report by Mark Duda of Responsive Management.

During the first regular session of the 130th Legislature (2021) two bills were introduced to your Committee, LDs 1212 and 1033. LD 1212 proposed to allow Sunday hunting in the Northern portion of the state while LD 1033 proposed to allow Sunday hunting on private property with written permission of the landowner. This has been a heated social debate for years and in fact some type of Sunday hunting bill has been proposed nearly every Legislative session.

Report Back on Sunday Hunting Provided to the Joint Standing Committee on Inland Fisheries & Wildlife



The Department testified in opposition to both bills maintaining concern that some landowners may close their property to hunting and other recreational activities if any form of Sunday hunting were made legal. While the agency realizes there could be potential for economic growth and additional opportunity to hunters, at the same time, we recognize that many landowners prefer to have Sunday as a day that they can enjoy their land and allow others an opportunity to recreate.

The Department is sensitive to the concerns of private landowners. Maine is more than 90% privately owned, without the support and generosity of our private landowners, our outdoor recreational opportunities and the ability for the Department to manage wildlife populations would be severely limited. Our staff, particularly our Landowner Relations Program are committed and focused on the needs of landowners and we are proud of the relationship we have built with many of the landowners in Maine.

There were many people who testified during the public hearings on both bills some in opposition, others in support. Some of the various points on both sides of the issue are summarized below:

Public Hearing Support / Proposals for Sunday Hunting

- Allows another day to hunt when many people work 6 days a week and Sunday may be their only day off;
- More opportunity for youth who participate in school sports during the week;
- Want to support the working people and increase opportunity to provide food for their family;
- Wanting to have an extra day to hunt, particularly for nonresidents allowing them a full week of hunting;
- Proposal to open just state-owned lands which would be somewhat equitable access for all but concern over not having enough land to accommodate all hunters on those Sundays; and
- Should allow a landowner to hunt on their own land on Sunday or allow others also.

Public Hearing Opposition / Concerns about Sunday Hunting

- Concern that allowing Sunday hunting by permission of the landowner opens the door to reverse posting;
- Concern over Maine being unique with such an open access to private land policy that would be compromised if Sunday hunting became legal; and
- Landowners may post their property to hunting and stop allowing other recreational activities such as ATVing, snowmobiling and hiking.

Instead of passing the bills as written, the Legislature passed LD 1033 as a Resolve and directed the Department to establish a stakeholder group with broad representation in interest and geographics to examine Sunday hunting in Maine. The group was also asked to develop and complete a survey relating to Sunday hunting, if the department received adequate outside funding to pay for the survey. It then directed the department to report the findings and recommendations of the stakeholder group to this Committee. The committee is authorized to report out a bill related to Sunday hunting during this session.

The stakeholder group was formed, a neutral person was hired to facilitate the 2 in-person meetings and 4 ZOOM meetings that were held from early September through December 2021. Members of the public were able to

Report Back on Sunday Hunting Provided to the Joint Standing Committee on Inland Fisheries & Wildlife



listen in and provide comment at the end of the meetings while the members of the stakeholder group provided direct feedback on the issues discussed and helped develop the questions for the survey along with Responsive Management, the firm hired to develop and implement the survey.

The stakeholder group was comprised of the following people who represented their respective organizations and/or interests and worked collaboratively to represent a diverse range of perspectives surrounding Sunday hunting:

Facilitator:

Carole Martin carolemartin64@gmail.com

Representatives of the Sunday Hunting Stakeholder Group:

Jared Bornstein-ME Hunters United for Sunday Hunting

Jared.m.bornstein@gmail.com

Dave Trahan – Executive Director of the Sportsman’s Alliance of Maine

david.trahan@sportsmansallianceofmaine.org

Becky Morrell – Office Manager of the Sportsman’s Alliance of Maine

Becky@SportsmansAllianceofMaine.org

Tom Doak – Executive Director of Small Woodland Owners Association of Maine

tom@mainewoodlandowners.org

James Cote- Maine Trappers Association & Maine Professional Guides Association

jcote@bernsteinshur.com

Don Kleiner – Maine Professional Guides Association & Chair of the Landowner Sportsmen’s Relations Advisory Board

dkleiner@maineguides.org

Lauren LePage- Maine State Director for the National Rifle Association

llepage@nrahq.org

Joe Mullin-Congressional Sportsmen’s Foundation

jmullin@congressionalsportsmen.org

Al Cowperthwaite-Former Director of North Maine Woods

al@northmainewoods.org

Tom Pelletier- Current Director of North Maine Woods

tpelletier@fairpoint.net

Rob Bryan-New England Chapter of Back Country Hunters and Anglers

rrbryan.54@gmail.com

Tyler Brown – Central Maine landowner

tyler.brown.arch@gmail.com

Molly Schaffler-representing non-hunters, ecologist & graduate faculty, University of Maine

mschauff@maine.edu

Patrick Strauch- Executive Director of Maine Forest Products Council

Report Back on Sunday Hunting Provided to the Joint Standing Committee on Inland Fisheries & Wildlife



pstrauch@maineforest.org

JulieAnn Smith - Executive Director of Maine Farm Bureau

julie@mainefarmbureau.com

Ed Pinneau –Recreational Trail Access for Private Lands, & affiliated with Maine Snowmobile Association, ATV Maine, & Sportsmen’s Alliance of Maine

pineaupolicy@gmail.com

Sarah Medina - retired Forester

springridge@uninets.net

John Bryant – Maine Land Trust Alliance

Johnbryant901@gmail.com

Legislators who came to listen and who are on the Joint Standing Committee for Inland Fisheries and Wildlife:

Senator Russell Black

Rep. Allison Hepler

Rep. Scott Landry

The survey was conducted by Responsive Management during late December 2021 and Mark Duda will be providing the data and science resulting from this survey. This should help answer the question of who does and does not support Sunday hunting, why and in what form and he will present data for the Committee to consider as they decide how best to address this issue.

Stakeholder Members’ Concerns, Opinions and Input Related to Sunday Hunting and the Survey:

General concerns for all citizens who recreate:

- Sundays are a reprieve from hunting for non-hunters who enjoy the outdoors when they can also go into the woods without need to wear hunter orange.
- Concern for future reverse posting initiatives, Maine enjoys an implied permission structure where anyone can access private land without permission unless it is posted.
- Requiring permission for only one day a week could create a confusing double standard.
- Could disrupt Sunday religious services.
- The value of Maine’s tradition of shared multi-use, supports fair access by all, without giving priority to one group.
- The legislature will need to decide which threat to our current ATV/snowmobile trail system is greater, the hunters who own land and shut it down if they can’t hunt their own land on Sundays or the landowners who oppose Sunday hunting who would then shut their land down if Sunday hunting was legal.
- Need to be aware of a change in tolerance with landownership transition to a younger generation as well as from residents to non-residents.
- If Sunday hunting became legal, consider increased penalty for violations related to the hunt.
- It seems many hunters would like to create more opportunity to hunt (for a variety of reasons), but there are three overarching concerns or barriers that prevent achieving that opportunity on Sundays.

Report Back on Sunday Hunting Provided to the Joint Standing Committee on Inland Fisheries & Wildlife



- Landowners not wanting to be distinguished between “large” and “small” or “rural” and “urban” or “north” and south”.
- Hunters concerned with possible shortening of seasons. They don’t want to end up with less weeks of our hunting season in exchange for Sunday hunting. This includes recreational hunters, as well as professional guides (for economic reasons).
- Possibility of reverse posting/less access.

Economic Impact

Support:

- Possibility that adding another day(s) could increase hunter participation.
- It could increase the number of nonresidents who are more likely to hire a guide.
- Identifying whether losses to state-level conservation funding and state/local economies from Sunday hunting prohibitions are of concern.
- Economic benefits of Sunday hunting as a result of the purchase of fuel, food, lodging, and many incidentals that go along with a day’s hunt.

Oppose:

- Potential for the outdoor-related economy to suffer a loss if Sunday hunting is approved by the Legislature without landowner by-in.
- Adding hunting days may require that seasons be shortened.
 - If so by how much?
 - What might that impact look like for guides?

Impact to Landowners

- Sundays are used by many landowners and other outdoor recreationists to work on and enjoy the land free of hunting pressure without need of safety precautions (hunter orange), safety concerns or interrupting a hunt.
- Landowners posting of their land to prevent encroachment on their land by hunters, removing access to all outdoor recreationists 7 days a week.
- Many property lines in Maine are unmarked, tax maps and maps available on GPS apps are not always accurate and could result in hunters crossing onto another's property where they cannot hunt.
- Concerns about how (or whether) to prevent a Sunday hunt initiative from making the large landowners become the playground for all recreational activity.
- Separating out the large landowners from the small landowners may create negative public perception about what is a right vs what is a privilege for use.
- Anticipated future changes in land ownership was a large concern in how landowners’ general attitude toward hunting and access would be.

Report Back on Sunday Hunting Provided to the Joint Standing Committee on Inland Fisheries & Wildlife



Impact to Hunters:

- Sunday hunting by permission only may require a hunter to gain permission from landowners prior to retrieving an animal that crosses onto different land before expiring.
- Concerns that Sunday hunting could create pay to play concerns, where hunters pay landowners for exclusive hunting rights to private property, the creation of hunting clubs, where membership fees are required in order to access and hunt on land.
- Maine's deer population sits at the northern range of whitetail territory, extreme weather conditions can have great effect on the population, should Sunday hunting be allowed there is no data on how an increase in harvest could affect the sustainability of the herd, possibly leading to reduced permits for any-deer and shorter seasons.
- Waterfowl seasons are set by federal standards, with a set number of days allowed for hunting, Maine has a longer waterfowl season than those states that allow Sunday hunting because it does not use all of the set number of days with no hunting on Sundays so Maine's waterfowl season will be shortened.
- Concerns that if a version of Sunday hunting leads to reverse posting and then to leased land/pay to play, it will change the way recreational opportunity is in ME. The ones who have the money will be able to play leaving the ones who can't afford it behind.

Impact to Other Recreationists:

- Maine's interconnected trail systems rely on private landowner cooperation. Years of negotiation and understandings have created a benefit for all trail users.
- What value do people place on access for other recreation other than hunting?

Information Related to Sunday Hunting in Other States:

- Other states that have opened Sundays to hunting, did so incrementally.
 - Pennsylvania only opened 3 days.
 - Other states allowed it only on public land.
- N.H. and V.T. both allow Sunday hunting.
 - Their private land composition includes rural residences, farms, small woodlots, and large timberland ownerships, very similar to Maine.
 - The tradition of public access to private land in NH and VT is very similar to Maine and those states do not have "reverse posting" laws or hunting leases, and the amount of posted, private land appears to be similar to that of Maine. The presence of National Forests in Vermont and New Hampshire does not appear to be a major factor in hunter access in those states.

Developing Survey Questions:

- Percentage of hunters who support Sunday hunting and possible difference between hunters who own land and who don't.
- Determining percentage of general public that supports Sunday hunting.
- Would hunters actually hunt more days if Sunday hunting were allowed and how would that be affected by the type of hunting?

Report Back on Sunday Hunting Provided to the Joint Standing Committee on Inland Fisheries & Wildlife



- Would hunter's attitudes toward Sunday hunting change if season lengths were reduced to accommodate the number of added Sundays?
- Do landowners support Sunday hunting and is there a difference between those who hunt and those who don't?
- Need for a nuanced awareness of the ramifications of this issue that go beyond hunting or not hunting.
- At least 40% of the land owned by non-corporate owners is held by people 65 years old and older. A massive turnover is underway. Concerns that the next generation isn't going to be as tolerant of public use like the current generation is.
- Need to understand how each of the three groups (general public, landowners and hunters) change their behavior as a result of hunting. Such as do they avoid the woods more, do they feel less safe, do they feel they have to wear orange, do they limit their use to primarily Sundays or more likely to limit it etc.
- What can we do to keep land open for all uses, hunting included, where landowners and hunters can agree?
- Ensure there are numerous options for Sunday hunting considered within the survey (i.e., private land only, archery on private land, designating a certain number of Sunday hunting opportunities, etc.).
- Identifying whether the existing Sunday hunting prohibition serves as a barrier to introducing family and friends to hunting.
- Asking private landowners who hunt if they feel like they are not getting the full use and enjoyment of their properties as a result of the Sunday hunting prohibition.
- Determining whether Sunday hunting factors into a decision regarding planning hunting trips (both in-state and out-of-state).
- Survey should address and educate those taking the survey on:
 - the decline in the number of licensed hunters over the past decade;
 - the impact of hunting as a critical component of Maine's wildlife management; and
 - the impact on our conservation system through revenue generated by license fees and the purchase of firearms, ammunition, and archery equipment.
- Identify whether losses to state-level conservation funding and state/local economies from Sunday hunting prohibitions are of concern to the respondents.
- Should educate respondents on the safety of hunting.
 - Individuals co-exist in the woods six days a week. There is no data to suggest that adding a seventh day of hunting will jeopardize the safety of other recreationists.
- There is an unwritten agreement between some landowners and land users related to traditional hunting access to private land for everyone, that as long as landowners maintain Sundays free from hunting, there will not be attempts to require permission for access to hunt. Organizations that represent hunters get pressure from their members to open up Sundays; landowner groups get pressure from their members to require permission.
- There have been approximately 35 attempts in the last 45 years to pass some form of Sunday hunting.
- The shared values between hunters and landowners are clear, there should be a focus on the threats that could cause a loss of open access for all recreational activities.

Report Back on Sunday Hunting Provided to the Joint Standing Committee on Inland Fisheries & Wildlife



Possible Sunday Hunting Resolutions/Options:

- Permitting of upland game only and possibly for turkeys.
- Limit to species that require the use of shotguns or archery only.
- No Sunday hunting for big game and waterfowl which eliminates the possibility of shortened seasons and economic damage to guides; and also reduces the potential of land posting as these types of hunting are much less intrusive (shorter range, less potential for bullet trespass, no high-powered rifles).
- All species and hunting seasons.
- Limited number of Sundays as in the Pennsylvania model, for example, one Sunday in October for archery and small game, one Sunday during the firearms deer season, and one other Sunday per the recommendation of the Commissioner of IF&W.
- Unorganized townships only.
- On private land only, with written permission.
- On state-owned land only.

Actual Language with the Resolve:

[RESOLVE 2021 CHAPTER 107](#) - (LD 1033) **Resolve, To Direct the Department of Inland Fisheries and Wildlife To Examine Sunday Hunting**

(Effective: October 18, 2021)

Sec. 1. Review. Resolved: That IFW shall establish a stakeholder group to examine issues related to allowing Sunday hunting.

Sec. 2. Stakeholder group. Resolved: That the department shall ensure that the stakeholder group established under section 1 is as broadly representative of interested parties and groups as possible and shall invite participation from at least the following: representatives of farmers, small landowners and large landowners; supporters and opponents of Sunday hunting opportunities; hunters and nonhunters; guides; persons or entities from diverse geographic regions of the State; and others with interest or expertise in the subject matter of the examination. IFW shall hire a facilitator to assist the stakeholder group in its work under this resolve.

Sec. 3. Survey. Resolved: That, to the extent IFW receives adequate funding under section 4, the department, in consultation with the stakeholder group established under section 1, shall develop and complete an appropriate public opinion survey relating to the subject matter of the examination under section 1.

Sec. 4. Outside funding. Resolved: That the department may seek and accept outside funding to fund the survey under section 3.


Report Back on Sunday Hunting Provided to the Joint Standing Committee on Inland Fisheries & Wildlife



Sec. 5. Report. Resolved: That the department shall report the findings and recommendations of the stakeholder group established under section 1 together with the results of any survey completed under section 3 to the Joint Standing Committee on IFW by January 3, 2022. The committee may report out a bill related to Sunday hunting to the 130th Legislature.

Sec. 6. Appropriations and allocations. That the following appropriations and allocations are made. To DIFW Office of the Commissioner - Inland Fisheries and Wildlife 0529 7 Initiative: Provides an appropriation to hire a facilitator for a stakeholder group tasked with examining issues related to allowing Sunday hunting of \$15,000 from the general fund in FY 21/22.

Maine Residents', Hunters', and Landowners' Attitudes Toward Sunday Hunting



Conducted for the
Maine Department of Inland
Fisheries and Wildlife

2022



**MAINE RESIDENTS', HUNTERS', AND LANDOWNERS'
ATTITUDES TOWARD SUNDAY HUNTING**

2022

Responsive Management National Office

Mark Damian Duda, Executive Director
Martin Jones, Senior Research Associate
Tom Beppler, Senior Research Associate
Steven J. Bissell, Ph.D., Qualitative Research Associate
Andrea Criscione, Senior Research Associate
Patrick Doherty, Research Associate
Gregory L. Hughes, P.E., Research Associate
Amanda Center, Survey Center Manager
Alison Lanier, Business Manager

130 Franklin Street
Harrisonburg, VA 22801
Phone: 540/432-1888
Email: mark@responsivemanagement.com
www.responsivemanagement.com

Acknowledgments

Responsive Management would like to thank the following for their input, support, and guidance on this project:

Maine Department of Inland Fisheries and Wildlife Staff:

Judy Camuso, Commissioner
Tim Peabody, Deputy Commissioner
Christl Theriault, Assistant to the Commissioner
Nathan Webb, Ph.D., Wildlife Division Director
Bill Swan, Director of Licensing and Registration

Facilitator:

Carole Martin

Legislators:

Senator Russell Black
Rep. Allison Hepler
Rep. Scott Landry

Interested Parties:

Jared Bornstein, Maine Hunters United for Sunday Hunting
Dave Trahan, Sportsmen's Alliance of Maine
Becky Morrell, Sportsmen's Alliance of Maine
Tom Doak, Small Woodland Owners Association of Maine
James Cote, Maine Trappers Association & Maine Professional Guides Association
Don Kleiner, Maine Professional Guides Association
Lauren LePage, Maine State Director, National Rifle Association
Joe Mullin, Congressional Sportsmen's Foundation
Al Cowperthwaite, North Maine Woods
Tom Pelletier, North Maine Woods
Rob Bryan, Backcountry Hunters and Anglers
Tyler Brown, Central Maine landowner
Molly Schauffler, ecologist & part-time employee of University of Maine
Patrick Strauch, Maine Forest Products Council
JulieAnn Smith, Maine Farm Bureau
Ed Pineau, Recreational Trail Access for Private Lands, affiliated with Maine Snowmobile Association, ATV Maine, & Sportsmen's Alliance of Maine
Sarah Medina, retired Forester
John Bryant, Maine Land Trust Alliance

EXECUTIVE SUMMARY

INTRODUCTION AND METHODOLOGY

This study was conducted for the Maine Department of Inland Fisheries and Wildlife (hereinafter referred to as the Department) to determine the attitudes of Maine general population residents, hunters, and landowners regarding Sunday hunting in Maine. The study entailed a scientific, multi-modal survey of the following sample groups:

- General population of Maine residents, 18 or older
- Licensed hunters, 16 or older, resident or nonresident
- Private landowners (10 acres or more), 18 or older, resident or nonresident
- Industrial/commercial landowners of extremely large tracts of land (100,000 acres or more)

The survey questionnaire was developed cooperatively by Responsive Management and the stakeholder group listed on the previous page. The survey was computer coded for both online surveying and telephone surveying.

The survey used a multi-modal approach that included multiple forms of contact (email, mail, and/or telephone) and two survey modes (online and telephone surveys). The tabulation below provides a breakdown of the sample groups, stratification, number of completed surveys, and survey administration.

Survey Samples and Administration

Population	Sample Strata	Total Completed Surveys	Types of Contact	Survey Modes	Survey Administration Dates
General Population (ages 18+)	North/East Region	943	Mail Telephone	Online Telephone	December 21, 2021, to February 6, 2022
	Central Region				
	South Region				
	Nonresidents				
Licensed Hunters (ages 16+)	North/East Region	1,643	Email Mail Telephone	Online Telephone	January 4 to February 4, 2022
	Central Region				
	South Region				
	Nonresidents				
Private Landowners (10+ acres)	North/East Region	381	Mail Telephone	Online Telephone	December 21, 2021, to February 5, 2022
	Central Region				
	South Region				
	Nonresidents				
Large Industrial Landowners (100,000+ acres)	Approximately 2.5 million acres are controlled by these landowners.	5	Email Telephone	Online Telephone	January 13 to January 24, 2022

Note that the samples and survey data for these four groups were kept separate and the results are presented separately in this report.

The analysis of data was performed using IBM SPSS Statistics as well as proprietary software developed by Responsive Management. The general population data were weighted by age, gender, and outdoor recreation participation within each region, and then the regions were

weighted to be in their proper proportions for statewide data. The hunters were weighted by region for overall results. No weighting was applied to the landowner data, and the landowner results are shown only by region. The samples and survey data for the four sample groups were kept separate and the results are presented separately in this report.

PARTICIPATION IN AND ATTITUDES TOWARD OUTDOOR RECREATION

The survey first presented a list of outdoor activities and asked respondents which ones they participated in over the past 12 months in Maine. General population residents and landowners most frequently participated in walking or running outdoors, hiking, and wildlife viewing, while hunters most often hunted and fished.

Residents were presented with a series of seven statements about outdoor recreation, and they were asked how important each is to them personally. The top statements in importance are that participants support cooperation when sharing public and private lands (89% rated this as very or somewhat important) and that all types of recreationists have opportunities to participate in outdoor recreation (88%). A second tier of importance is that Maine maintains a strong hunting tradition (72%) and that there be one weekend day during hunting season when people can be in the woods without worrying about hunters (69%). The least important aspect to residents, with a higher percentage rating it as unimportant (50%) than important (41%), is that hunters be able to hunt both weekend days during hunting season.

When hunters were presented with the series, four statements were in the top tier, with very or somewhat important percentages ranging from 86-91%: that Maine maintains a strong hunting tradition, that participants cooperate when sharing public and private lands, that all types of recreationists have opportunities to participate in outdoor recreation, and that hunters have the same access to the woods as other recreationists. By far the least important aspect to hunters is that there be one weekend day during hunting season when people can be in the woods without worrying about hunters (37% of hunters consider it important, compared to 50% who consider it unimportant).

Landowners generally have similar results to the general population. The aspects considered most important are that all recreationists have opportunities for outdoor recreation, that participants cooperate in sharing lands, and that the state maintains a strong hunting tradition. The aspect considered the least important in each region is that hunters be able to hunt both weekend days.

INITIAL SUPPORT FOR OR OPPOSITION TO SUNDAY HUNTING

Awareness of the prohibition on Sunday hunting in Maine is high: 78% of the general population; 98% of hunters; and 94% of North/East Region landowners, 97% of Central Region landowners, and 99% of South Region landowners are aware that Sunday hunting is not allowed.

The key question in the survey, support for or opposition to allowing Sunday hunting in Maine, was asked early in the questionnaire before additional information was provided over the course of the survey.

- About a third of the general population (34%) support Sunday hunting, while a majority (54%) oppose.
- Over two thirds of hunters (69%) support, compared to 23% who oppose.
- A third of North/East and Central Region landowners (33% each) support Sunday hunting, while 62% and 61%, respectively, oppose. Opposition is very high among South Region landowners, with only 13% who support and most (81%) who oppose.

In follow-up, those who support Sunday hunting were asked why, in an open-ended question. Among all sample groups the top responses are that it provides more hunting opportunity and that they have work obligations during weekdays. Likewise, those who oppose Sunday hunting were asked why. Strong majorities of all sample groups stated that Sunday is the only day they feel safe in the woods without having to worry about hunters. Other common reasons are the religious observation of Sunday, that 6 days is enough for hunters, that it is tradition, and that it puts less pressure on the deer population.

CONDITIONAL SUPPORT FOR OR OPPOSITION TO SUNDAY HUNTING

Survey respondents were informed that Maine is one of only two states that do not allow Sunday hunting. After the statement, the support/opposition question was asked again.

- Among the general population, support for Sunday hunting increased from 34% to 38%, and opposition dropped a percent (54% to 53%).
- A 1-percent increase in support was observed in hunters (69% to 70% support; still at 23% who oppose).
- Among landowners in the North/East Region, support increased from 33% to 34%, with no change in opposition (62%). However, support dropped slightly in the Central and South Regions (33% to 32% and 13% to 11%, respectively).

Next, the survey asked respondents if they would support or oppose Sunday hunting if it meant that hunters would be required to obtain landowner permission before hunting on their land, regardless of the season or day of the week. Again, comparing these results to those from the initial question:

- Support among the general population jumped from 34% to 45% and opposition decreased from 54% to 45%.
- In contrast, support among hunters dropped from 69% to 51% and opposition increased from 23% to 34%.
- As with residents, this condition increased support among landowners. In the North/East Region, support increased from 33% to 41% and opposition decreased from 62% to 51%; in the Central Region, support increased from 33% to 37% and opposition decreased from 61% to 58%; and in the South Region, support increased from 13% to 21% and opposition decreased from 81% to 70%.

The survey measured support for or opposition to Sunday hunting under the scenario that more landowners would restrict access to their lands for recreational activities. This condition was unpopular among all groups. Comparing these results to those from the initial question:

- Support among the general population dropped from 34% to 26% and opposition slightly increased from 54% to 57%.
- Support among hunters plummeted from 69% to 41% and opposition increased from 23% to 38%.
- In the North/East Region, support decreased from 33% to 21%, although opposition slightly decreased from 62% to 61%; in the Central Region, support dropped from 33% to 21% and opposition increased from 61% to 66%; and in the South Region, support decreased from 13% to 7%, although opposition decreased from 81% to 74% (because of an increase in neutral responses).

SUNDAY HUNTING PROPOSALS

Continuing in the vein of the preceding questions, the survey presented a series of seven conditions or scenarios in which Sunday hunting would be allowed, and residents were asked if they would support or oppose each. Residents have more opposition to than support for Sunday hunting under each scenario. The ones with the most support, looking at strong or moderate support combined, are for Sunday hunting only on private property with written permission (42% strongly or moderately support this) and for Sunday hunting on all Sundays during all seasons (37%). Total support ranges from 28% to 34% for the other five scenarios.

By far, of the seven options, hunters have the most support for Sunday hunting on all Sundays during all hunting seasons (69% overall support, with 58% being strong support). The only other scenario with more support (44%) than opposition (37%) is Sunday hunting for upland and migratory game birds. The remaining scenarios have support ranging from 34% to 38%.

A majority of North/East Region landowners oppose all of the scenarios that allow Sunday hunting. The option with the most support is Sunday hunting only on private property and only with written permission (38% support and 55% oppose). Likewise, a majority of Central Region landowners oppose each of the seven scenarios. Nearly a third support Sunday hunting on all Sundays during all seasons and Sunday hunting only on private property with written permission. South Region landowners overwhelmingly oppose Sunday hunting under all of the scenarios, with opposition ranging from 78% to 93%.

IMPACTS OF SUNDAY HUNTING

Respondents were asked, if Sunday hunting were allowed in Maine during established hunting seasons, if it would affect their typical participation in outdoor recreation on Sundays a great deal, a moderate amount, a little, or not at all (note that the question applies to any form of outdoor recreation, including hunting).

- A majority of residents (62%) say that their outdoor recreation participation would be affected by Sunday hunting: 28% would be affected a great deal, 20% would be a moderate amount, and 14% would be a little; 37% would not be affected at all.
- A majority of hunters (58%) would be affected: 27% a great deal, 19% a moderate amount, 12% a little; 40% not at all.

- Among landowners in each region:
 - North/East (66% affected): 37% a great deal, 19% a moderate amount, 9% a little; 33% not at all.
 - Central (62% affected): 37% a great deal, 19% a moderate amount, 6% a little; 36% not at all.
 - South (79% affected): 56% a great deal, 16% a moderate amount, 7% a little; 19% not at all.

In a similar question, respondents were asked if their typical outdoor recreation behaviors would change in any way if Sunday hunting were allowed (in a yes or no question). Residents are divided on whether their typical outdoor recreation activities would change if Sunday hunting were allowed, with 51% saying it would and 46% saying it would not. Likewise, hunters are split at 46% yes, 46% no. However, majorities of landowners say Sunday hunting would change their outdoor recreation behaviors: 57% in the North/East Region, 60% in the Central Region, and 73% in the South Region say that their typical outdoor recreation activities would change.

Respondents who participated in outdoor activities in Maine in the past 12 months were asked if their participation in each activity would increase, remain the same, or decrease if Sunday hunting were allowed. Among general population recreationists, a majority of those who go horseback riding (61%) would have a decrease in participation. Also, hikers are slightly more likely to say their participation would decrease (50%) than remain the same (46%). Apart from hunting, all other activities are most likely to have about the same level of participation.

Nearly three fourths of hunters (73%) say their hunting participation would increase if Sunday hunting were allowed, while 26% say it would remain about the same and 1% say it would decrease.

Among North/East Region landowners, cross-country skiers and those who walk or run outdoors are more likely to say their participation would decrease than to say their participation would remain about the same; all other recreationists are most likely to maintain the same level of participation. Among Central Region landowners, those who go mountain biking, hiking, horseback riding, walking or running outdoors, and cross-country skiing are most likely to decrease their amount of activity. Among South Region landowners, about two thirds of those who go walking or running, hiking, and wildlife viewing would decrease their amount of activity, while half of those who go mountain biking, foraging for wild edibles, horseback riding, and camping would participate less.

PRIVATE LAND AND RECREATION

Respondents were asked if they were aware that hunters and other recreationists in Maine are legally allowed to access private land without landowner permission if the land is not posted: 60% of residents, 90% of hunters, and 81% to 89% of landowners were aware.

Within the samples of Maine residents and hunters were people who owned land. Those who owned 10 acres or more of contiguous land (the threshold below which most lots cannot be hunted) were asked follow-up questions about allowing access to that land for hunting and

other recreation. Any references to landowners within the general population and hunter samples specifically means landowners who own 10 or more acres of contiguous land.

Over a third of all landowners post their land as “Access by Permission Only” or “No Trespassing”: 36% of landowning residents, 35% of landowning hunters, and 37% to 41% of those in the landowner sample post their land.

Landowners were asked how often they allow access to their land for hunting, other than for family and friends.

- A majority of landowning residents (64%) allow hunting access: 28% always allow access, 10% often do, 13% sometimes do, and 13% rarely do; about a third (32%) never allow access.
- Over three fourths of landowning hunters (78%) allow access: 38% always, 18% often, 22% sometimes, 12% rarely; 8% never.
- Among the landowner sample, 76% to 81% allow access: 32% to 36% always, 13% to 16% often, 17% to 19% sometimes, 11% to 13% rarely; 14% to 21% never.

Landowners were asked, if Sunday hunting were allowed, if they would be more likely to allow hunting access, more likely to restrict access, or more likely to allow the same level of access. Of particular interest are those who currently allow hunting access but would be more restrictive.

- Among landowning residents: 24% of those who always allow access, 39% of those who often do, 35% of those who sometimes do, and 68% of those who rarely do would be more likely to restrict hunting access if Sunday hunting were allowed.
- Among landowning hunters: 20% of those who always allow access, 20% of those who often do, 25% of those who sometimes do, and 37% of those who rarely do would be more likely to restrict access.
- Among the landowner sample: 33% of those who always allow access, 53% of those who often do, 46% of those who sometimes do, and 51% of those who rarely do would be more likely to restrict access.
- Looking at a different crosstabulation of the landowner sample, 44% of those in the sample who *do not* currently post their land say they would be more likely to restrict access to hunting on their land if Sunday hunting were allowed.

Landowners were asked how often they allow access to their land for recreational activities other than hunting (e.g., hiking, ATV riding, snowmobiling), other than for family and friends.

- Over three fourths of landowning residents (76%) allow access: 37% always allow access, 14% often do, 16% sometimes do, and 9% rarely do; 19% never allow access.
- Most landowning hunters (87%) allow access: 37% always, 20% often, 22% sometimes, 8% rarely; 10% never.
- Among the landowner sample, 76% to 79% allow access: 35% to 41% always, 13% to 16% often, 16% to 17% sometimes, 6% to 11% rarely; 17% to 19% never.

Landowners were asked, if Sunday hunting were allowed, if they would be more likely to allow access for activities other than hunting (such as hiking, ATV riding, or snowmobiling), more likely to restrict access, or more likely to allow the same level of access.

- Among landowning residents: 25% of those who always allow access, 12% of those who often do, 22% of those who sometimes do, and 29% of those who rarely do would be more likely to restrict access if Sunday hunting were allowed.
- Among landowning hunters: 12% of those who always allow access, 13% of those who often do, 22% of those who sometimes do, and 26% of those who rarely do would be more likely to restrict access.
- Among the landowner sample: 24% of those who always allow access, 19% of those who often do, 22% of those who sometimes do, and 37% of those who rarely do would be more likely to restrict access.
- Among those in the landowner sample who *do not* currently post their land, nearly a quarter (23%) say they would be more likely to restrict access to non-hunting activities on their land if Sunday hunting were allowed.

FINAL SUPPORT FOR OR OPPOSITION TO SUNDAY HUNTING

Given the information, scenarios, and conditions that were presented during the survey, respondents were asked again at the end of the survey about support for or opposition to Sunday hunting to see if their attitudes had shifted over the course of the survey. In general, the changes were very small.

- Among the general population, support for Sunday hunting increased from 34% to 38%, and opposition increased a percent (54% to 55%).
- Among hunters, support increased from 69% to 72%, and opposition decreased from 23% to 22%.
- Among landowners in each region:
 - North/East Region: support increased from 33% to 35%, and opposition decreased from 62% to 61%.
 - Central: support decreased from 33% to 32%, and opposition increased from 61% to 62%.
 - South: both support (13%) and opposition (81%) remained the same.

TABLE OF CONTENTS

Introduction and Methodology	1
Questionnaire Design	1
Survey Samples.....	2
Multi-Modal Survey Administration.....	4
Contact Procedures	5
Data Collection and Quality Control.....	9
Data Analysis	10
Sampling Errors.....	10
Additional Information About the Presentation of Results in the Report	11
Demographic Analyses Graphs.....	12
Participation in and Attitudes Toward Outdoor Recreation	14
Initial Support for or Opposition to Sunday Hunting.....	29
Conditional Support for or Opposition to Sunday Hunting	44
Sunday Hunting Proposals	50
Impacts of Sunday Hunting.....	62
Private Land and Recreation.....	81
Final Support for or Opposition to Sunday Hunting.....	96
Demographic Characteristics	105
About Responsive Management.....	124

INTRODUCTION AND METHODOLOGY

This study was conducted for the Maine Department of Inland Fisheries and Wildlife (hereinafter referred to as the Department) to determine the attitudes of Maine general population residents, hunters, and landowners regarding Sunday hunting in the state. Maine is one of two states with a blanket prohibition on Sunday hunting with no exceptions (the other being Massachusetts). This study was designed to determine public attitudes toward Sunday hunting in general as well as the potential for Sunday hunting under certain conditions (e.g., on private land only) and under certain scenarios (e.g., during certain parts of the year). To accomplish these objectives, the study entailed a scientific, multi-modal survey of the following sample groups:

- General population of Maine residents, 18 or older
- Licensed hunters, 16 or older, resident or nonresident
- Private landowners (10 acres or more), 18 or older, resident or nonresident
- Industrial/commercial landowners of extremely large tracts of land (100,000 acres or more)

Specific aspects of the research methodology are discussed below.

QUESTIONNAIRE DESIGN

The survey questionnaire was developed cooperatively by Responsive Management and the stakeholder group listed on the "Acknowledgments" page near the front of this report. The survey was computer coded for both online surveying and telephone surveying.

The online survey was coded in an online survey platform. Note that the online survey was closed, meaning it was available only to respondents who were specifically selected for the survey and a unique access code that was required for entering the survey. Respondents could complete the survey only once. The survey could not be accessed through a general internet search.

The telephone survey was coded using Responsive Management's computer-assisted telephone interviewing (CATI) system. An important aspect of this CATI process is that the computer controls which questions are asked, but each telephone survey is administered by a live interviewer.

For both the online and telephone surveys, the survey instrument was programmed to automatically skip questions that did not apply and to substitute phrases in the survey based upon previous responses, as necessary, for the logic and flow of the interviews. There are slight differences between the telephone and online versions of the survey to accommodate each survey mode, but otherwise the surveys are identical. Responsive Management conducted pre-tests of the survey questionnaire in both modes to ensure proper wording, flow, and logic in the surveys. Both the online and telephone versions produced data that could be exported directly into Responsive Management's data analyses programs.

SURVEY SAMPLES

The sample of adult Maine residents was obtained from Marketing Systems Group, a firm that specializes in providing scientifically valid samples for survey research. The general population sample included cellular and landline phone numbers, as well as addresses for the landlines. When residents could not be reached by telephone, text messages were sent to their phone as well encouraging them to take the survey. These multiple contact attempts provided complete coverage and allowed residents to complete the survey by telephone or online.

The sampling plan of the general population of Maine residents was designed to achieve a representative sample of residents both statewide and at the regional level for each of the Department's three regions (see map on the following page). The sample was stratified by the three regions, with a pre-determined goal of 300 completed surveys among residents in each region. For each sample group, stratification was employed to achieve an acceptable sample size in each region. For the analysis of statewide results, the data were weighted so that the regions were in their proper proportions.

The database of licensed hunters was provided by the Department. From the database, a random sample was pulled for each of the three regions and for nonresidents. Potential respondents were contacted by email, mail, and telephone. The sample was stratified into the three Maine regions and included a fourth stratum of nonresident license holders, with a pre-determined goal of 300 completed surveys in each region and 200 completed surveys for nonresident hunters.

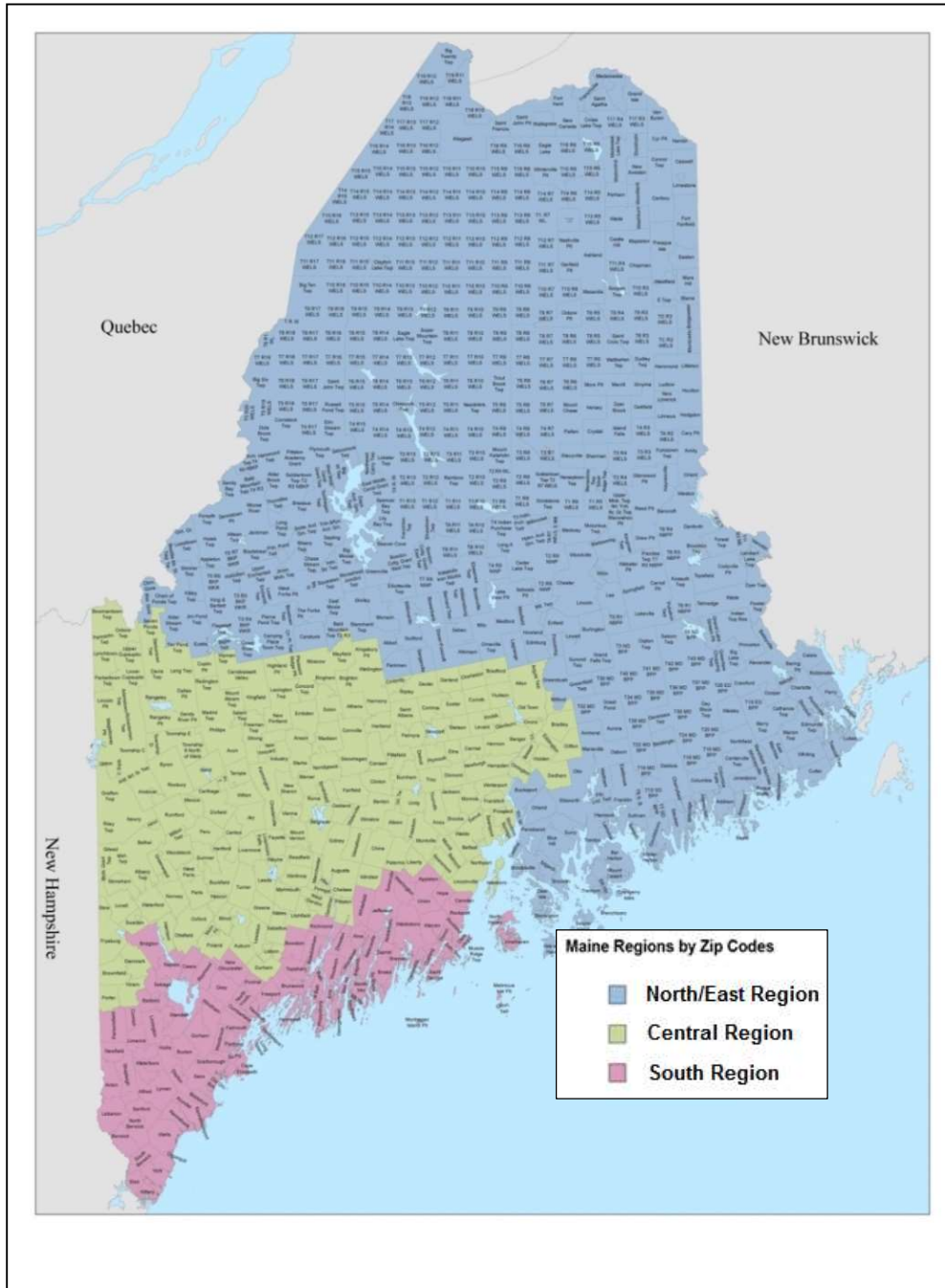
The sample of private landowners was obtained from tax records and it included likely owners of large tracts of land. A screener question in the survey ensured that all landowners owned at least 10 contiguous acres. Potential respondents were contacted by mail and telephone. The sample of private landowners was stratified by the three regions previously discussed, with a pre-determined goal of 75 completed surveys in each region. Goals were not set for the number of nonresident landowners or commercial landowners. (Note that landowners are classified into the region in which the land is located, not where they live, so there is not a nonresident landowner stratum in this report.)

Note that the total number in the population of private landowners of 10 or more contiguous acres in Maine is not immediately discernible without extensive property and deed research in each individual county of Maine. The proportions of landowners within the total population also cannot be calculated at the regional level; therefore, the strata data cannot be accurately weighted and put together proportionately to examine the results statewide. For this reason, the survey results for private landowners in this report are shown only by region and not statewide.

Finally, a list of extremely large landowners was provided by the Department. These landowners owned at least 100,000 acres and were typically commercial or industrial businesses. (Approximately 2.5 million acres in Maine are controlled by the large industrial landowners who responded to this survey.) Each record in the database contained an entity name, a contact person, an email address, and a telephone number. There were 12 records in the database, but 2 of the contacts had retired, leaving a total of 10 extremely large

landowners. Responsive Management conducted a census of this group in that an attempt was made to survey an individual at every entity—in other words, these extremely large landowners were not sampled because all of them were contacted. Initial contact was made by email, and this group could complete the survey by telephone or online. The contact procedures are further discussed later in this section.

Maine Study Regions



Note: Map produced in color and best viewed on screen; may not be legible in black and white prints.

MULTI-MODAL SURVEY ADMINISTRATION

The survey used a multi-modal approach that included multiple forms of contact (email, mail, and/or telephone) and two survey modes (online and telephone surveys). This multi-modal approach was used to ensure the most extensive coverage possible of each sample group, meaning potential respondents who could not be reached using one form of contact could be contacted using another.

As previously mentioned, the following four populations were sampled and surveyed: the general population of Maine residents (note that this group is interchangeably referred to as the general population or residents), licensed hunters, private landowners of large tracts of land (10 acres or more), and a small group of commercial/industrial owners of extremely large tracts of land (100,000 acres or more). Most questions in the survey pertained to all four sample groups, while other questions were asked of only certain groups for which the questions were applicable.

The general population, licensed hunter, and private landowner samples were each stratified by three regions in Maine: the North/East Region, the Central Region, and the South Region (see page 3). The licensed hunter sample also included a nonresident stratum. The large industrial landowner population is too small to sample; therefore, no stratification was used for this group and a census of the entire population was attempted. Overall, the surveys were administered from December 2021 to February 2022. The tabulation below provides a breakdown of the sample groups, stratification, number of completed surveys, and survey administration.

Survey Sample and Administration

Population	Sample Strata	Completed Surveys		Types of Contact	Survey Modes	Survey Administration Dates
		Strata	Total			
General Population (ages 18+)	North/East Region	312	943	Mail Telephone	Online Telephone	December 21, 2021, to February 6, 2022
	Central Region	320				
	South Region	311				
	Nonresidents					
Licensed Hunters (ages 16+)	North/East Region	361	1,643	Email Mail Telephone	Online Telephone	January 4 to February 4, 2022
	Central Region	419				
	South Region	502				
	Nonresidents	364				
Private Landowners (10+ acres)	North/East Region	160	381	Mail Telephone	Online Telephone	December 21, 2021, to February 5, 2022
	Central Region	151				
	South Region	70				
	Nonresidents					
Large Industrial Landowners (100,000+ acres)	Approximately 2.5 million acres are controlled by these landowners.		5	Email Telephone	Online Telephone	January 13 to January 24, 2022

Note that the samples and survey data for these four groups were kept separate and the results are presented separately in this report.

CONTACT PROCEDURES

Each group had different procedures for contact determined by available contact information, although there were similarities from group to group. During survey administration while potential respondents were being contacted, the Department posted the below announcement on its website confirming the legitimacy of the study, explaining its purpose, and letting people know they could be contacted by Responsive Management to complete the survey.

The screenshot shows the website for the Maine Department of Inland Fisheries & Wildlife. At the top, there is a search bar and navigation links for News, Forms, Contact Us, and Sitemap. Below the header, there are dropdown menus for various topics like Hunting & Trapping, Fishing & Boating, etc. The main content area features a press release dated January 7, 2022, with the title "NOTICE: Were You Recently Contacted About a Survey for the Maine Department of Inland Fisheries and Wildlife?". The text of the press release explains that the department has contracted Responsive Management for a statewide study and provides contact information for Becky Orff.

NOTICE: Were You Recently Contacted About a Survey for the Maine Department of Inland Fisheries and Wildlife?

The Maine Department of Inland Fisheries and Wildlife has contracted Responsive Management to conduct a statewide study of Maine general population residents, licensed hunters (both resident and nonresident), and landowners to measure opinions on important land and recreation management issues in the state.

The results of this study will be used to assist our agency in better serving the interests of Maine residents, hunters, and landowners. Note that you do NOT have to know much or have any interest in fish, wildlife, or the outdoors to answer. The Department would like to know more about everyone's opinions and knowledge, regardless of experience or interest.

If you are contacted about this study for the Maine Department of Inland Fisheries and Wildlife, via phone, text, email, or mail, please consider participating in the study to assist the Department in this important study. The phone calls will be from an Augusta area phone number.

If you have any questions about the study, please contact Becky Orff at becky.orrff@maine.gov

Credits
Maine.gov
Site Policies
Accessibility
Document Viewers
MDIFW Home
Sitemap

Information
Maine.gov
Site Policies
Accessibility
Document Viewers
MDIFW Home
Sitemap

Connect with Us
Facebook
Twitter
YouTube
Instagram

Contact Information
Physical Address:
353 Water Street
Augusta, ME 04333-0041
Phone: (207) 287-8000
Fax: (207) 287-8094 or (207) 287-6395
TTY: Maine Relay 711
Email us
Mailing Address:
41 State House Station
Augusta, ME 04333-0041

For the general population sample, all individuals, who were randomly selected through a scientific, probability-based selection process, had a telephone number: those with a landline also had an address, and those with a cellular number did not. Initially, attempts were made to call everyone in the general population sample. A five-callback design was used to maintain the representativeness of the sample, to avoid bias toward people easy to reach by telephone, and to provide an equal opportunity for all residents in the sample to participate. When a respondent could not be reached on the first call, subsequent calls were placed on different days of the week and at different times of the day. The survey was conducted at the time of initial contact, or a callback time was set that was more convenient for the respondent. Telephone surveying times were Monday through Friday from noon to 9:00 p.m. and Saturday from noon to 7:00 p.m., local time.

Those with a cellular number who could not be reached after five attempts were sent a text message. An example is shown on the following page; due to the limited characters allowed in a text, the initial short message links to the longer message.

Text Invitation to Take the Survey

The Maine Department of Inland Fisheries and Wildlife would like your input on outdoor recreation. Please take this survey [[invite\(survey_link\)](#)]

Thank you!
ResponsiveManagement

The Maine Department of Inland Fisheries and Wildlife is conducting this study on important land and recreation management issues in the state. You do NOT have to know much or have any interest in fish, wildlife, or the outdoors to answer. The Department would like to know more about everyone's opinions and knowledge, regardless of experience or interest. Your answers are very important to this study and to future management decisions.

Your answers will be kept completely confidential and will not be associated with your name or contact information in any way.

Responsive Management, an independent research firm that specializes in natural resource and fish and wildlife issues, has been contracted by the Department to conduct this study.

Thank you for your time and willingness to participate.

For more information on this study, please feel free to visit the Maine Department of Inland Fisheries and Wildlife website at <https://www.maine.gov/ifw/news-events/single-release.html?id=6438343>.

Please click "Next" or click on the arrow below to begin the survey.

Because the general population residents with landlines also had their addresses included in the sample, those who could not be reached after five attempts were mailed a postcard. The postcard provided a direct URL address for the survey to take it online, as well as a toll-free number to call if they preferred to take the survey by telephone. The toll-free number allowed respondents to contact Responsive Management to take the survey by telephone at that time or schedule another time for the telephone interview. The postcard included the logo of the Department to assure recipients that the survey was legitimate.

Each postcard included a unique access code that the respondent had to enter in the online survey or give to the interviewer to complete the survey by telephone. The access code served as a unique identifier and ensured that only those who were selected for the survey sample could take the survey, that respondents who had taken the survey would not be further contacted, and that respondents could take the survey only once. The survey could not be accessed through a general internet search. The outgoing postcard is shown on the following page.

Postcard Invitation to Take the Survey

Maine Department of Inland Fisheries & Wildlife



We want to hear your opinions on important land and recreation management issues in Maine. Your input is vital and will help MDIFW with future management decisions.

The easiest way to take the survey now is online at:

<https://survey.alchemer.com/s3/6683217/MEGP>

You may also call toll free **844-836-9364**

to complete the survey.

Please have your access code ready.

Dear Maine Resident,

Public input is very important, and we want your feedback on important land and recreation management issues in Maine. You have been randomly selected to participate in our survey on these issues. You do NOT have to know much or have any interest in fish, wildlife, or the outdoors to answer. The Department would like to know more about everyone's opinions and knowledge, regardless of experience or interest. Your answers are very important to this study and future management decisions.

You can take the survey online at <https://survey.alchemer.com/s3/6683217/MEGP> or call toll free 844-836-9364 to have a professional interviewer ask you the survey questions. You will be asked for your access number, which can be found above your name on this postcard. Thank you, we look forward to your feedback.

Commissioner Judy A. Camuso
Maine Department of Inland Fisheries and Wildlife

Responsive Management, a research firm specializing in natural resource and outdoor recreation issues, is conducting this study for MDIFW. For more information about this study, please contact Responsive Management at: research@responsivemanagement.com.

Maine Department of
Inland Fisheries and Wildlife
c/o Responsive Management
130 Franklin Street
Harrisonburg, VA 22801

PRSR
FIRST CLASS
US POSTAGE
PAID
Harrisonburg, VA
Permit 75

90001
RESIDENT
396 DUCK COVE RD
BUCKSPORT, ME 04416

The sample of hunters was randomly selected prior to determining the contact options for each respondent. After they were selected, a determination was made regarding the contact procedures based on the forms of contact that the record for each potential respondent contained. Those hunters in the sample with an email address were first contacted by email with an invitation to take the survey. The email contained a direct link to the online survey, as well as a brief description of the purpose of the survey. Note that incorrect and failed email addresses that could not be corrected were removed, and the hunter was then returned to the sample to be contacted by telephone (if a number was available) or by postcard.

As many as three emails were sent to hunters in the sample with valid email addresses: one initial email and two reminder emails. The initial email was sent to hunters on January 4, 2022, with reminder emails sent to hunters who had not yet responded to the survey two more times, if needed, at four-day intervals. An example of the initial email is shown below.

Email Invitation to Take the Survey



Dear Licensed Hunter,

As a valued member of our hunting community, we would like to invite you to participate in a quick survey. [Click Here to Start the Survey](#)

The [Maine Department of Inland Fisheries and Wildlife \(MDIFW\)](#) is conducting a study on important land and recreation management issues in the state. We are contacting those who have held a Maine hunting license within the past 3 years to ask your opinions on these issues.

The Department would like to know more about everyone's opinions, regardless of experience or knowledge about the issues. You do NOT need to have hunted recently; we would still like your opinion. Your answers are very important to this study and to future management decisions.

Your answers will be kept completely confidential and will not be associated with your name, license, or contact information in any way.

[Click Here to Start the Survey](#)
or visit [\[invite\(survey link\)\]](#)

Responsive Management, an independent research firm that specializes in natural resource, fish and wildlife, and outdoor recreation issues, has been contracted by the Department to conduct this study. If you need technical assistance with the survey, please contact Responsive Management via email at research@responsivemanagement.com.

Thank you for your time and willingness to participate.

Sincerely,
Maine Department of Inland Fisheries and Wildlife
and
Responsive Management

For those contacted by telephone, the same five-callback design and calling times were used as with the general population to maintain the representativeness of the telephone component of the sample, to avoid bias toward people easy to reach by telephone, and to provide an equal opportunity for all hunters in the sample with a telephone number to participate.

Those hunters without either an email address or a telephone number were sent a postcard. The postcards were the same as the example for the general population shown previously with slight wording adjustments so that it was directed toward hunters rather than Maine residents. Additionally, the direct URL address provided for the survey was different to assist with tracking samples. The postcards also included a toll-free number if potential respondents preferred to take the survey by telephone.

The sample of private landowners contained a name, postal address, and telephone number for each record. Potential respondents were contacted by mail and/or telephone. Those contacted by telephone were surveyed at that time, or an appointment time was set for a survey time that was more convenient to the landowner. Those contacted by postcard were provided a direct URL address for the survey to take it online, as well as a toll-free number to call if they preferred to take the survey by telephone.

All landowners in the database of large industrial landowners of at least 100,000 acres that was provided by the Department were contacted by email and telephone, and surveys were completed online or by telephone. The initial contact of the individual representatives for the entities in the database was made by email. The email message was personalized to the individual and requested a reply either by email or by calling Responsive Management to schedule a time for the survey to be administered. Three days after the initial email was sent, those who had not responded were called in an attempt to set up a time for the survey. Messages were left at those telephone numbers that were not answered. At least five attempts were made to contact each person who had not responded. In total, 5 of the 10 large industrial landowners on the list were surveyed.

DATA COLLECTION AND QUALITY CONTROL

Responsive Management maintains rigorous quality control over the telephone interviews and online data collection and is staffed by interviewers and data managers with experience conducting computer-assisted telephone interviews and online surveys on the subjects of outdoor recreation and natural resources. To ensure the integrity of the telephone survey data portion of the study, Responsive Management has interviewers who have been trained according to the standards established by the Council of American Survey Research Organizations. Methods of instruction included lecture and role-playing. The Survey Center Managers and other professional staff conducted a project briefing with the interviewers prior to the administration of this survey. Interviewers were instructed on type of study, study goals and objectives, handling of survey questions, interview length, termination points and qualifiers for participation, interviewer instructions within the survey questionnaire, reading of the survey questions, skip patterns, and probing and clarifying techniques necessary for specific questions on the survey questionnaires.

For both the online and telephone versions of the surveys, the questionnaire was programmed to branch and substitute phrases in the survey based on previous responses to ensure the integrity and consistency of the data collection. The survey questionnaire also contained error checkers and computation statements to ensure quality and consistent data.

For the telephone interviews, the survey data were entered into the computer as each interview was being conducted, eliminating manual data entry after the completion of the survey and the concomitant data entry errors that may occur with manual data entry. The survey center managers and statisticians monitored the telephone data collection, including monitoring of the actual telephone interviews without the interviewers' knowledge to evaluate the performance of each interviewer and ensure the integrity of the data.

After both the telephone and online surveys were obtained, the Survey Center Managers and/or statisticians checked each completed survey to ensure clarity and completeness.

DATA ANALYSIS

The analysis of data was performed using IBM SPSS Statistics as well as proprietary software developed by Responsive Management. The general population data were weighted by age, gender, and outdoor recreation participation within each region, and then the regions were weighted to be in their proper proportions for statewide data. The hunters were weighted by region for overall results. No weighting was applied to the landowner data, and the landowner results are shown only by region. Note that the samples and survey data for the four sample groups (including the large industrial landowners) were kept separate and the results are presented separately in this report.

SAMPLING ERRORS

Throughout this report, findings of the survey are reported at a 95% confidence interval. Sampling errors were calculated using the formula described below, and the sample sizes, populations, and sampling errors for general population residents and hunters are shown in the tabulation on the following page. Sampling errors were not calculated for landowners because a database of the precise numbers of landowners and their associated acreages within Maine is not available.

Sampling Error Equation

$$B = \left(\sqrt{\frac{N_p(.25)}{N_s} - .25} \right) (1.96)$$

Where: B = maximum sampling error (as decimal)
 N_p = population size (i.e., total number who could be surveyed)
 N_s = sample size (i.e., total number of respondents surveyed)

Derived from formula: p. 206 in Dillman, D. A. 2000. *Mail and Internet Surveys*. John Wiley & Sons, NY.

Note: This is a simplified version of the formula that calculates the maximum sampling error using a 50:50 split (the most conservative calculation because a 50:50 split would give maximum variation).

Sampling Errors

Population	Sample Strata	Population	Sample Size (Completed Surveys)	Sampling Error (Percentage Points)
General Population (ages 18+)	North/East Region	20,343	312	+/- 5.51
	Central Region	549,442	320	+/- 5.48
	South Region	592,846	311	+/- 5.56
	Nonresidents			
	Total	1,162,631	943	+/- 3.19
Licensed Hunters (ages 16+)	North/East Region	31,742	338	+/- 5.302
	Central Region	65,879	355	+/- 5.187
	South Region	42,170	300	+/- 5.638
	Nonresidents	24,539	252	+/- 6.142
	Total	164,330	1,245	+/- 2.767

ADDITIONAL INFORMATION ABOUT THE PRESENTATION OF RESULTS IN THE REPORT

In examining the results, it is important to be aware that the questionnaire included several types of questions:

- Single response questions: Some questions allow only a single response.
- Multiple response questions: Other questions allow respondents to give more than one response or choose all that apply. Those that allow more than a single response are indicated on the graphs with the label, "Multiple Responses Allowed."
- Closed-ended questions have an answer set from which to choose.
- Open-ended questions are those in which no answer set is presented to the respondents; rather, they can respond with anything that comes to mind from the question.
- Scaled questions: Many closed-ended questions (but not all) are in a scale, such as one that ranges from strongly support to strongly oppose.
- Series questions: Many questions are part of a series, and the results are primarily intended to be examined relative to the other questions in that series (although results of the questions individually can also be valuable). Typically, results of all questions in a series are shown together.

This report is organized by thematic sections. The write-ups of the results and graphs themselves are presented in this order: general population, hunters, and landowners. The group to which the graph pertains is noted in the graph title. Furthermore, to help the reader quickly identify which group is depicted in each graph, the graphs are color coded: a blue color scheme for general population residents, an orange scheme for hunters, and a green scheme for landowners. The results are shown as follows:

- General population: 4-bar graphs (North/East, Central, and South Regions; Total)
- Hunters: 5-bar graphs (North/East, Central, and South Regions; Nonresidents; Total)
- Landowners: 4-bar graphs (North/East, Central, and South Regions; Large industrial landowners)

An exception to the above color scheme is the series graphs because all responses to a question in the series are depicted in a single response bar on the graph. The series graphs instead use a “green light/red light” motif for each bar, showing a continuum from green (e.g., support, agree) to red (e.g., oppose, disagree).

DEMOGRAPHIC ANALYSES GRAPHS

In addition to graphs depicting the results of each individual survey question, the report includes special graphs that show how various demographic groups respond to certain questions. The example on the following page shows the percentages of the various groups who strongly or moderately support allowing Sunday hunting in Maine during established hunting seasons.

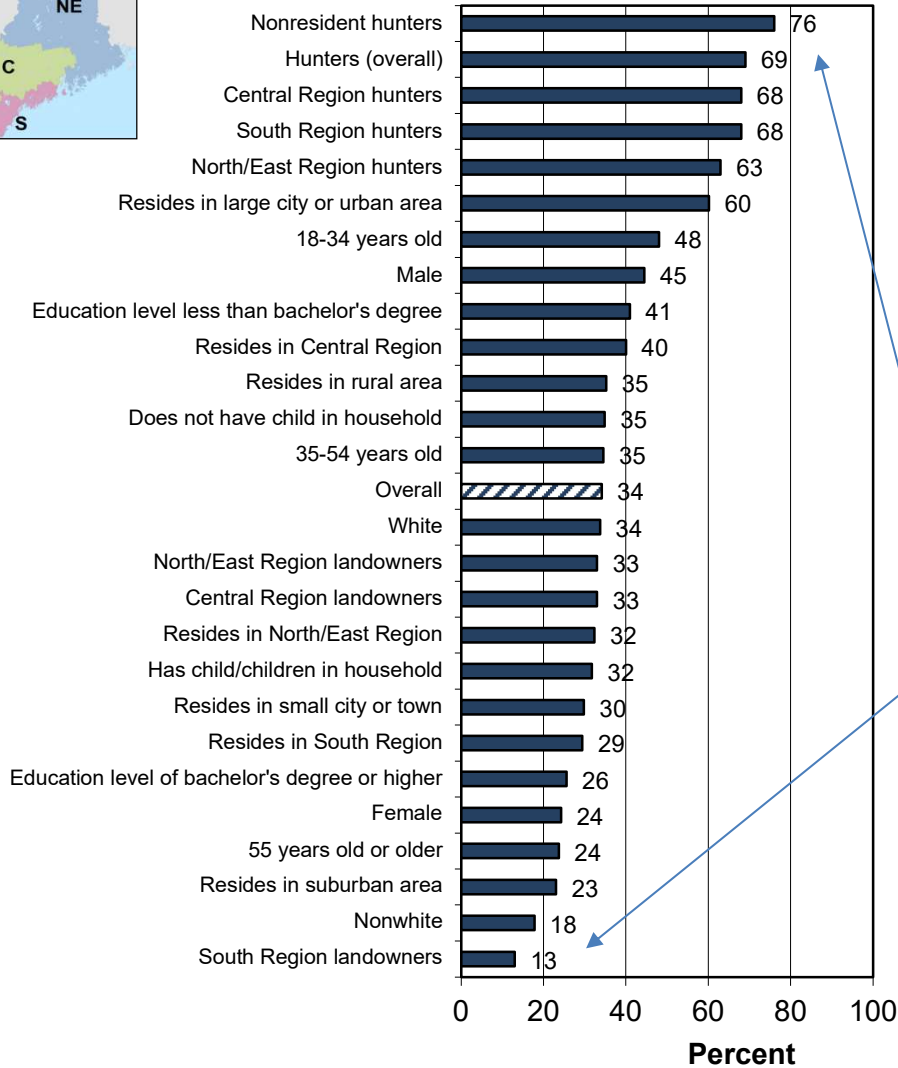
Overall, 34% of survey respondents support Sunday hunting, as shown by the patterned bar. The demographic characteristics shown in these graphs refer to the general population sample, whereas the hunter and landowner variables are from the samples for those groups.

(Note that this question was asked early in the survey, and this graph reflects those results. This question was asked again at the end of the survey to see if additional information throughout the course of the survey changed respondents’ opinions.)

Those groups shown above the overall bar have a higher rate of support compared to respondents overall. Meanwhile, those groups shown below the overall bar have a lower rate of support compared to respondents overall.

When one group is above the overall bar (for instance, in this example, males), its counterpart or one of its counterparts (in this instance, females) is below the overall bar. The distance from the overall bar matters, as well. If a group is close to the overall bar (for instance, White respondents in this example), then the group should not be considered markedly different from respondents overall. A rule of thumb is that the difference should be 5 percentage points or more for the difference to be noteworthy.

Percent of each of the following groups who strongly or moderately support allowing Sunday hunting in Maine during established hunting seasons (asked early in the survey):



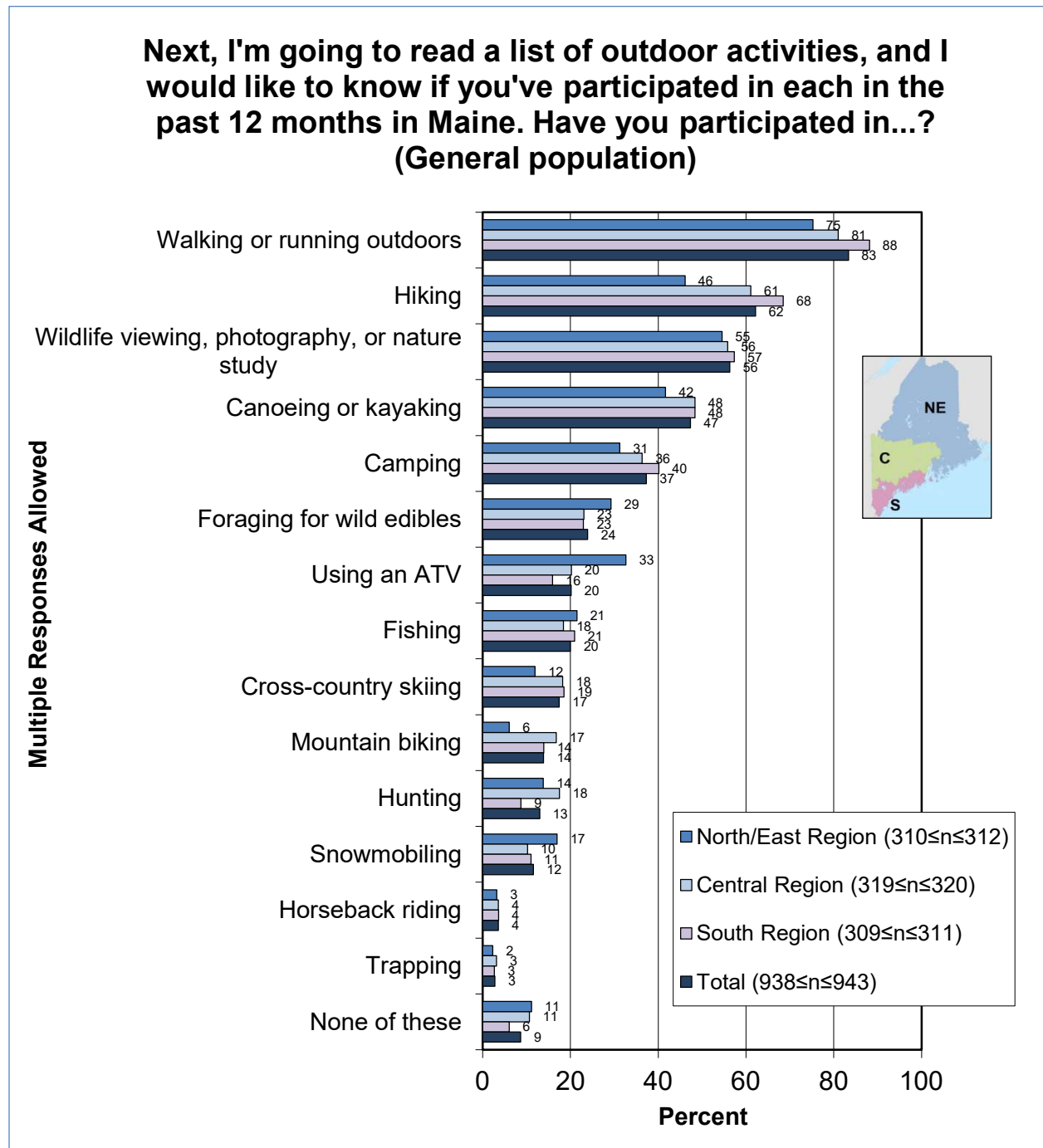
Among respondents overall, 34% strongly or moderately approve of Sunday hunting in Maine during hunting seasons, as indicated by the patterned bar.

Those groups above the patterned bar are more likely to support Sunday hunting, relative to residents overall. For instance, 76% of nonresident hunters gave this response, a much higher rate than among general population residents overall.

Conversely, only 13% of South Region landowners support Sunday hunting, a markedly lower rate than among the general population overall.

PARTICIPATION IN AND ATTITUDES TOWARD OUTDOOR RECREATION

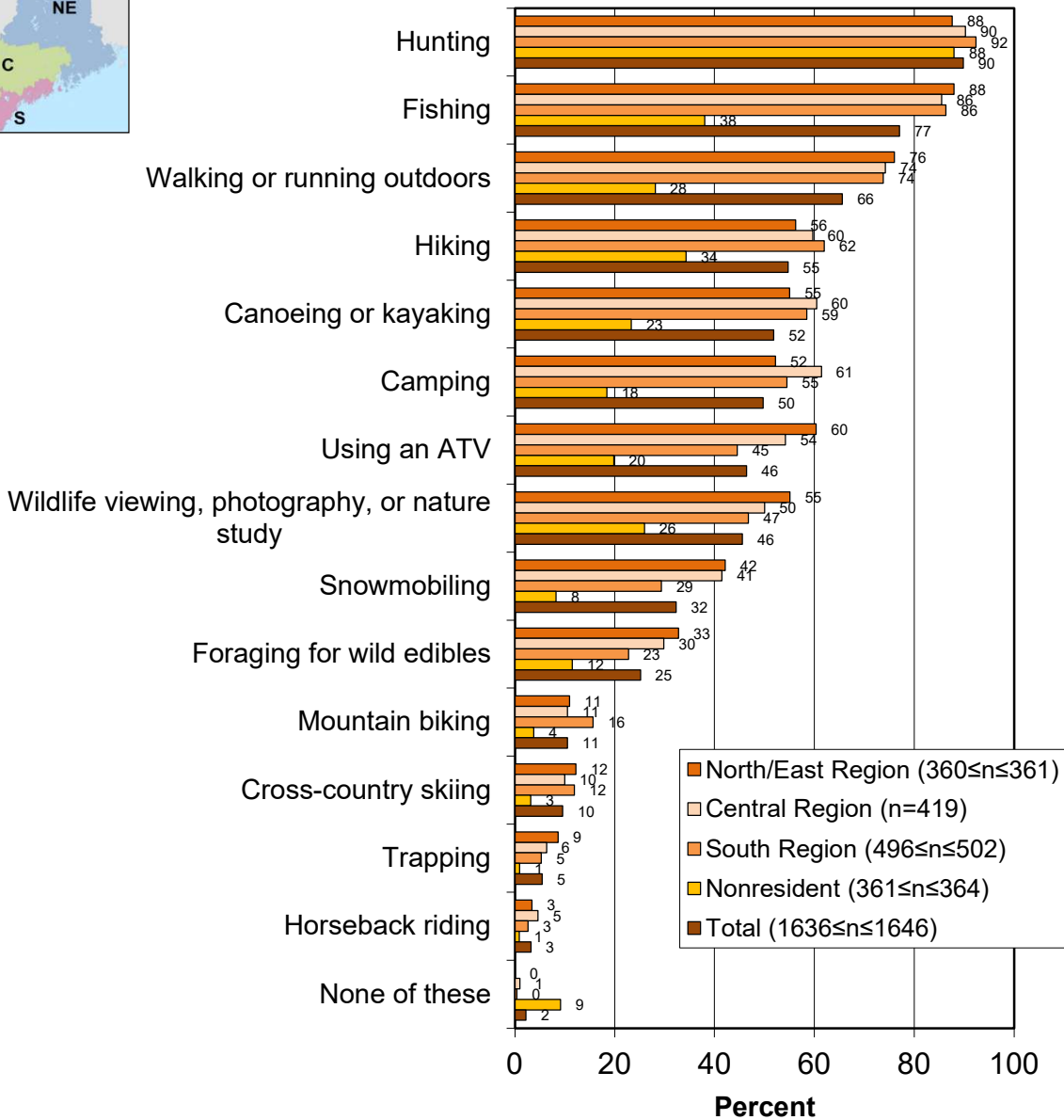
The survey first presented a list of outdoor activities and asked respondents which ones they participated in over the past 12 months in Maine. General population residents and landowners most frequently participated in walking or running outdoors, hiking, and wildlife viewing, while hunters most often hunted and fished.



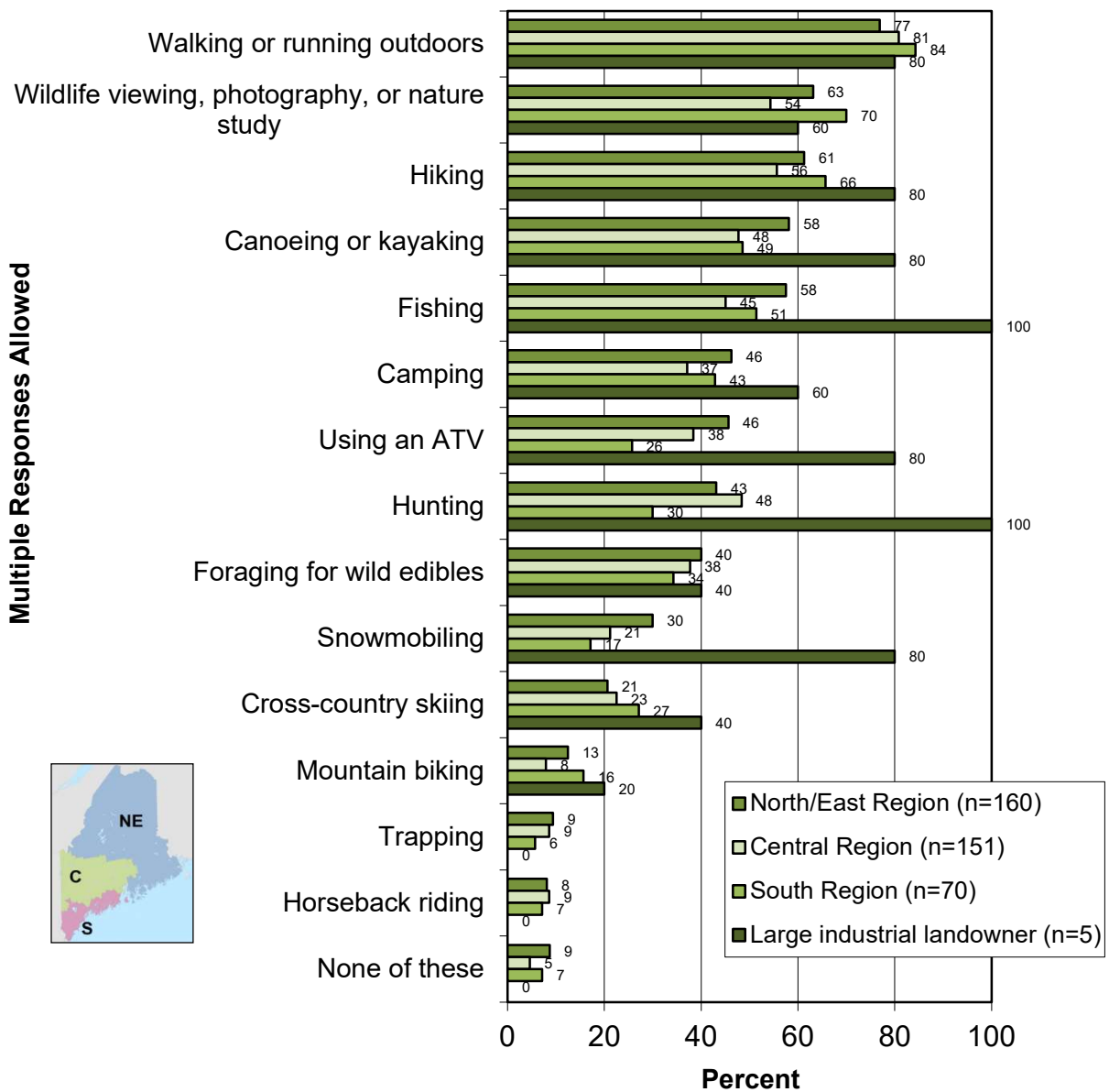
I'm going to read a list of outdoor activities, and I would like to know if you've participated in each in the past 12 months in Maine. Have you participated in...? (Hunters)



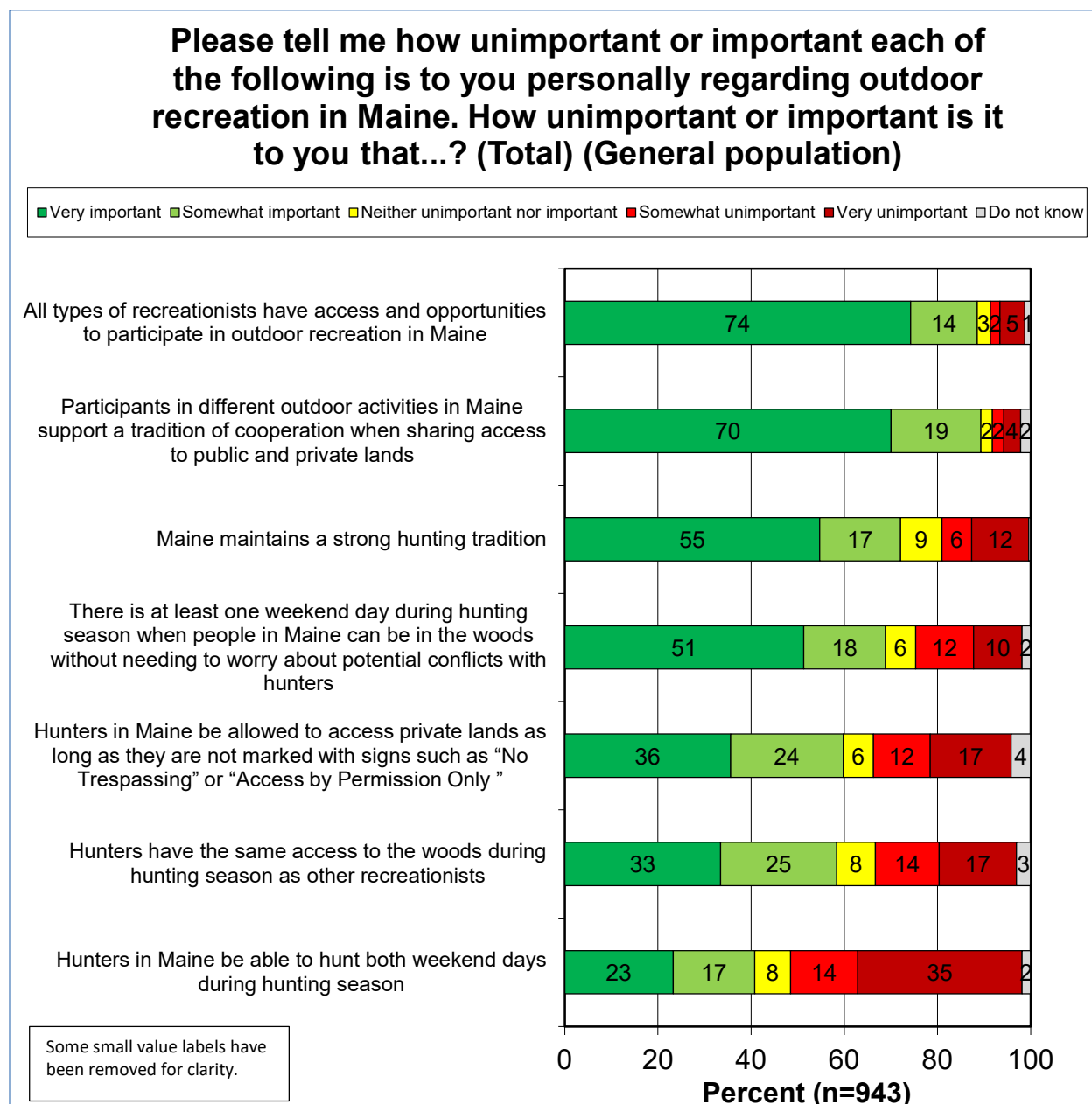
Multiple Responses Allowed



Next, I'm going to read a list of outdoor activities, and I would like to know if you've participated in each in the past 12 months in Maine. Have you participated in...? (Landowners)



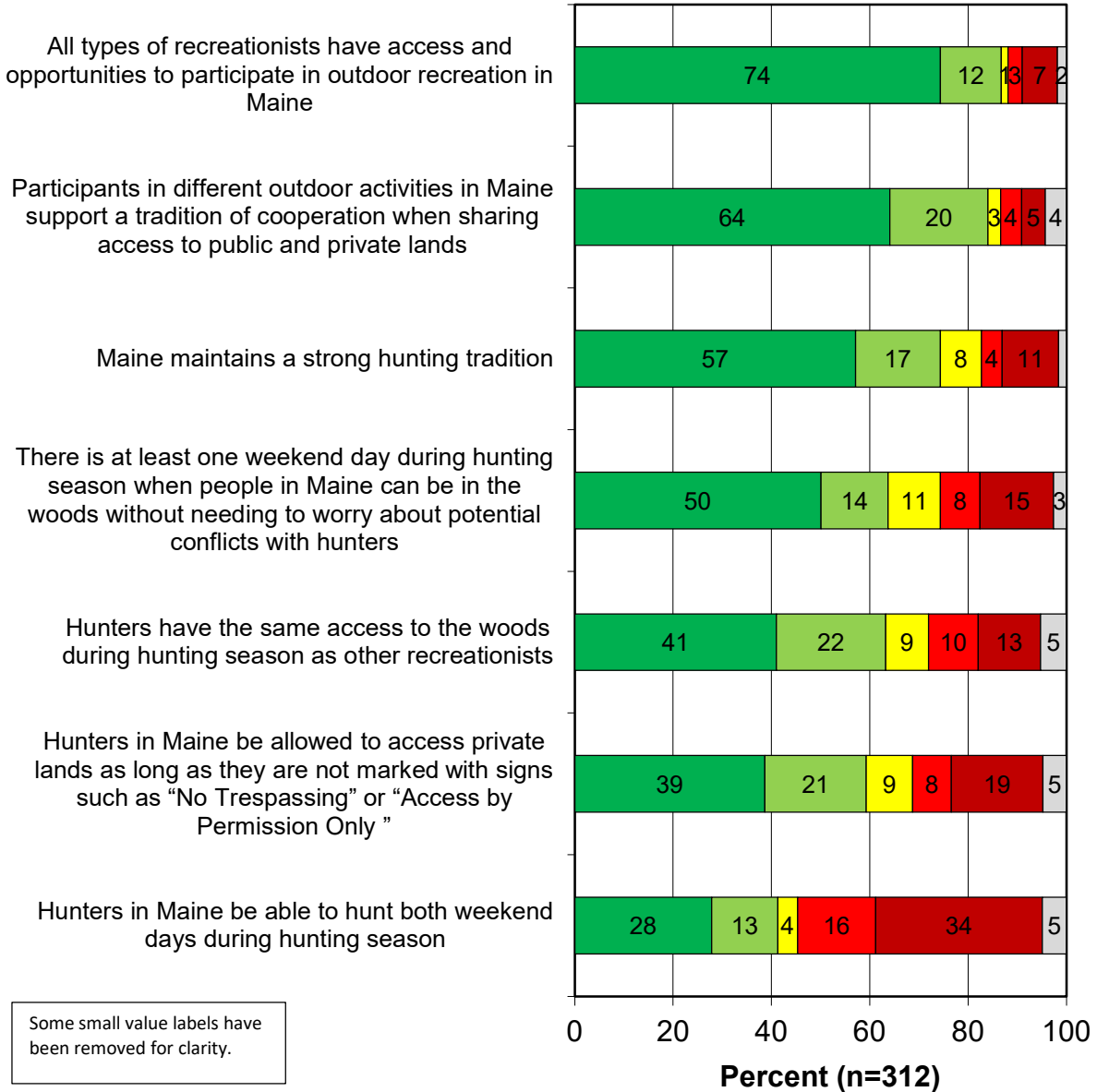
Residents were presented with a series of seven statements about outdoor recreation, and they were asked how important each is to them personally. The top statements in importance are that participants support cooperation when sharing public and private lands (89% rated this as very or somewhat important) and that all types of recreationists have opportunities to participate in outdoor recreation (88%). A second tier of importance is that Maine maintains a strong hunting tradition (72%) and that there be one weekend day during hunting season when people can be in the woods without worrying about hunters (69%). The least important aspect to residents, with a higher percentage rating it as unimportant (50%) than important (41%), is that hunters be able to hunt both weekend days during hunting season. Results are shown in descending order of very important percentages; overall results are below, followed by series graphs for each region.



Please tell me how unimportant or important each of the following is to you personally regarding outdoor recreation in Maine. How unimportant or important is it to you that...? (North/East Region) (General population)



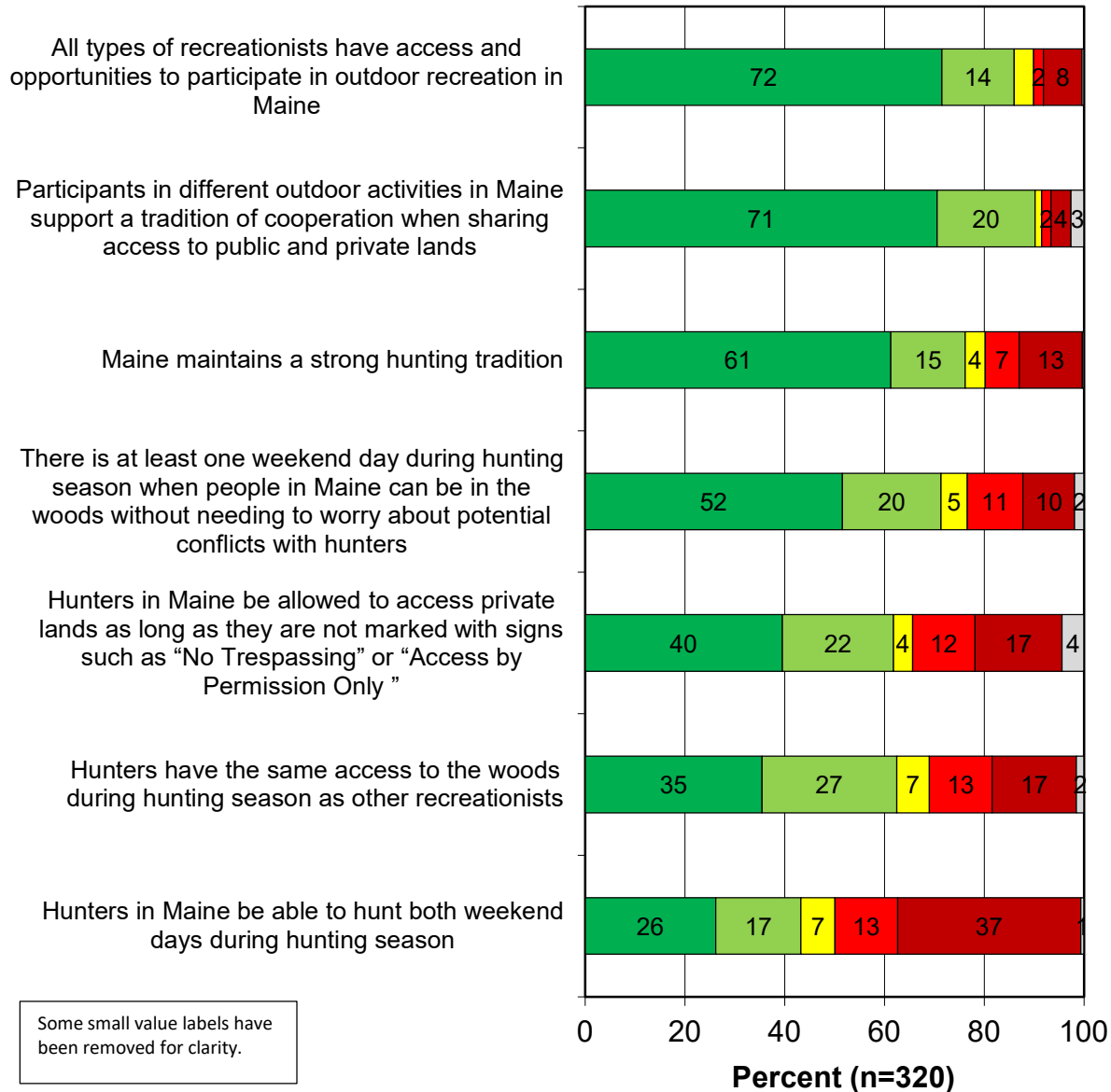
Very important Somewhat important Neither unimportant nor important Somewhat unimportant Very unimportant Do not know



Please tell me how unimportant or important each of the following is to you personally regarding outdoor recreation in Maine. How unimportant or important is it to you that...? (Central Region) (General population)



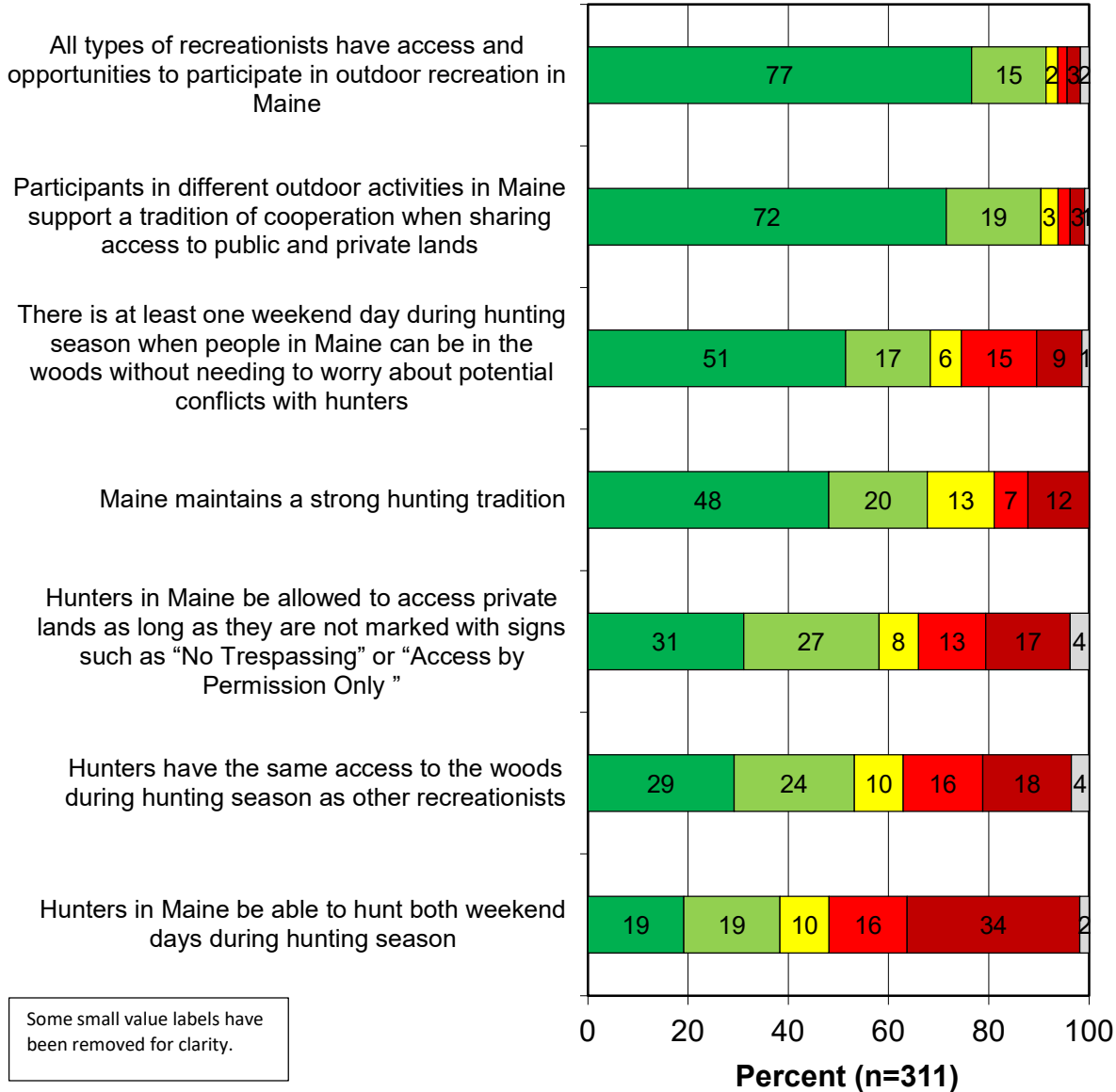
Very important Somewhat important Neither unimportant nor important Somewhat unimportant Very unimportant Do not know



Please tell me how unimportant or important each of the following is to you personally regarding outdoor recreation in Maine. How unimportant or important is it to you that...? (South Region) (General population)



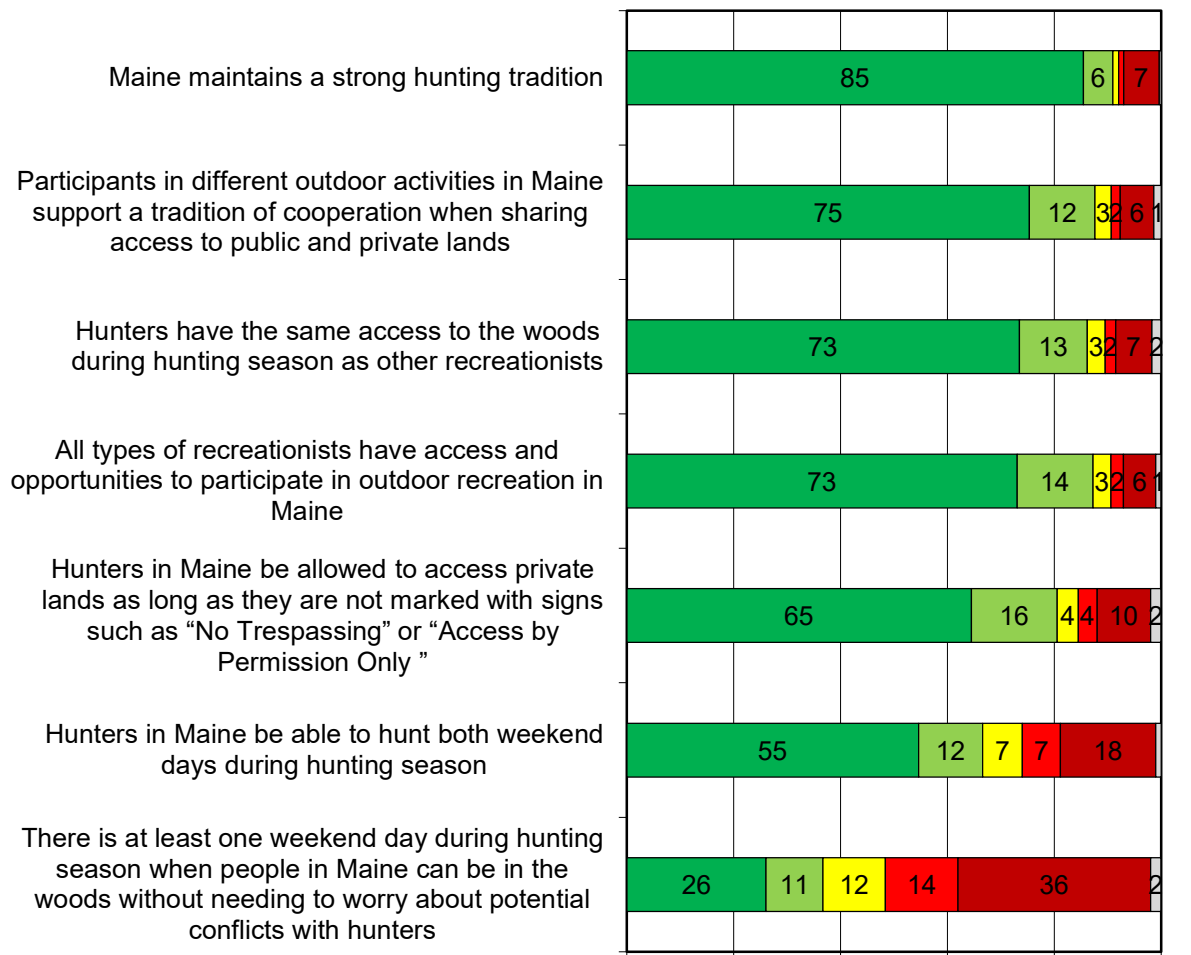
Very important Somewhat important Neither unimportant nor important Somewhat unimportant Very unimportant Do not know



When hunters were presented with the series, four statements were in the top tier, with very or somewhat important percentages ranging from 86-91%: that Maine maintains a strong hunting tradition, that participants cooperate when sharing public and private lands, that all types of recreationists have opportunities to participate in outdoor recreation, and that hunters have the same access to the woods as other recreationists. By far the least important aspect to hunters is that there be one weekend day during hunting season when people can be in the woods without worrying about hunters (37% of hunters consider it important, compared to 50% who consider it unimportant).

Please tell me how unimportant or important each of the following is to you personally regarding outdoor recreation in Maine. How unimportant or important is it to you that...? (Total) (Hunters)

Very important Somewhat important Neither unimportant nor important Somewhat unimportant Very unimportant Do not know



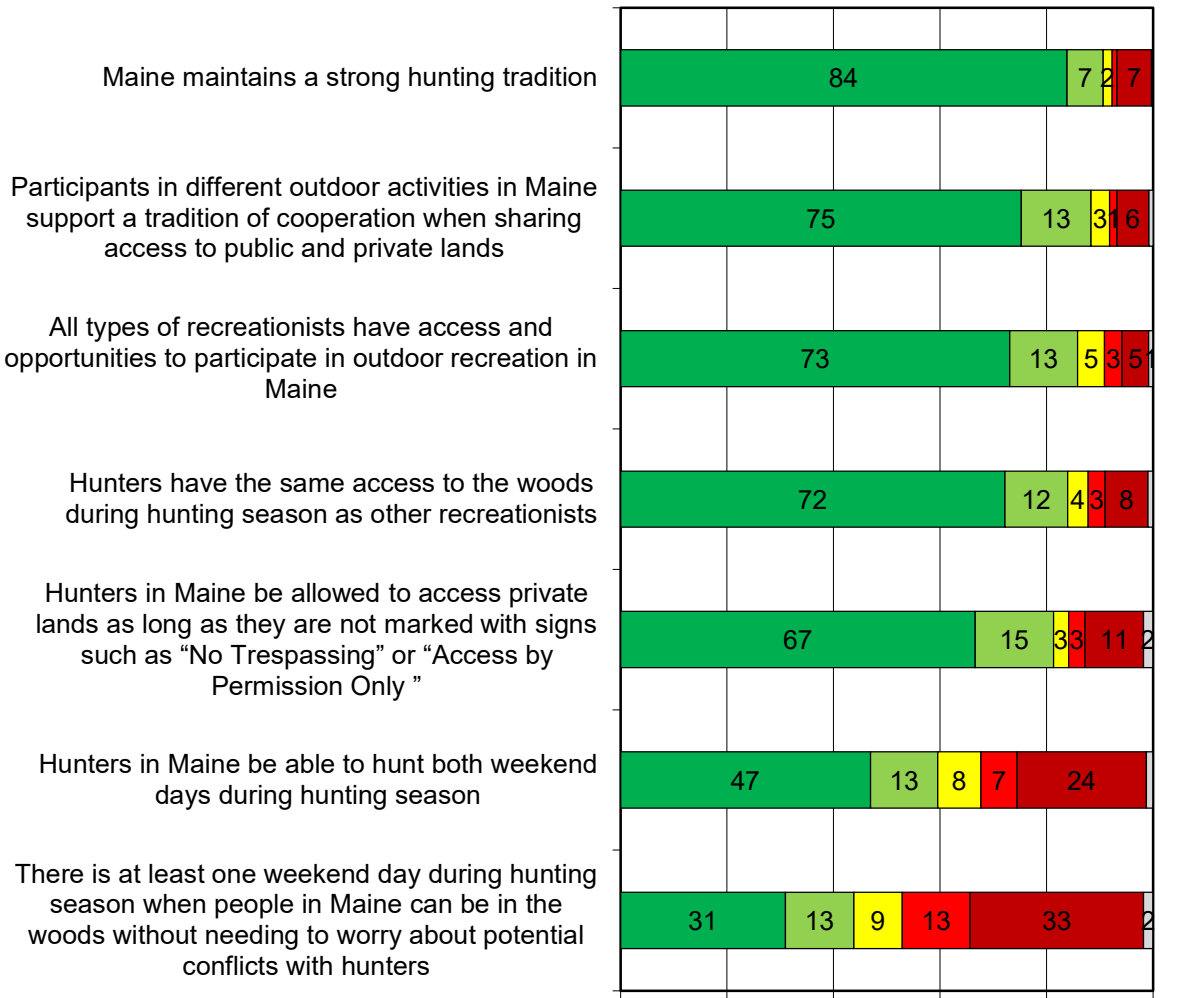
Some small value labels have been removed for clarity.

Percent (n=1646)

Please tell me how unimportant or important each of the following is to you personally regarding outdoor recreation in Maine. How unimportant or important is it to you that...? (North/East Region) (Hunters)



■ Very important ■ Somewhat important ■ Neither unimportant nor important ■ Somewhat unimportant ■ Very unimportant □ Do not know



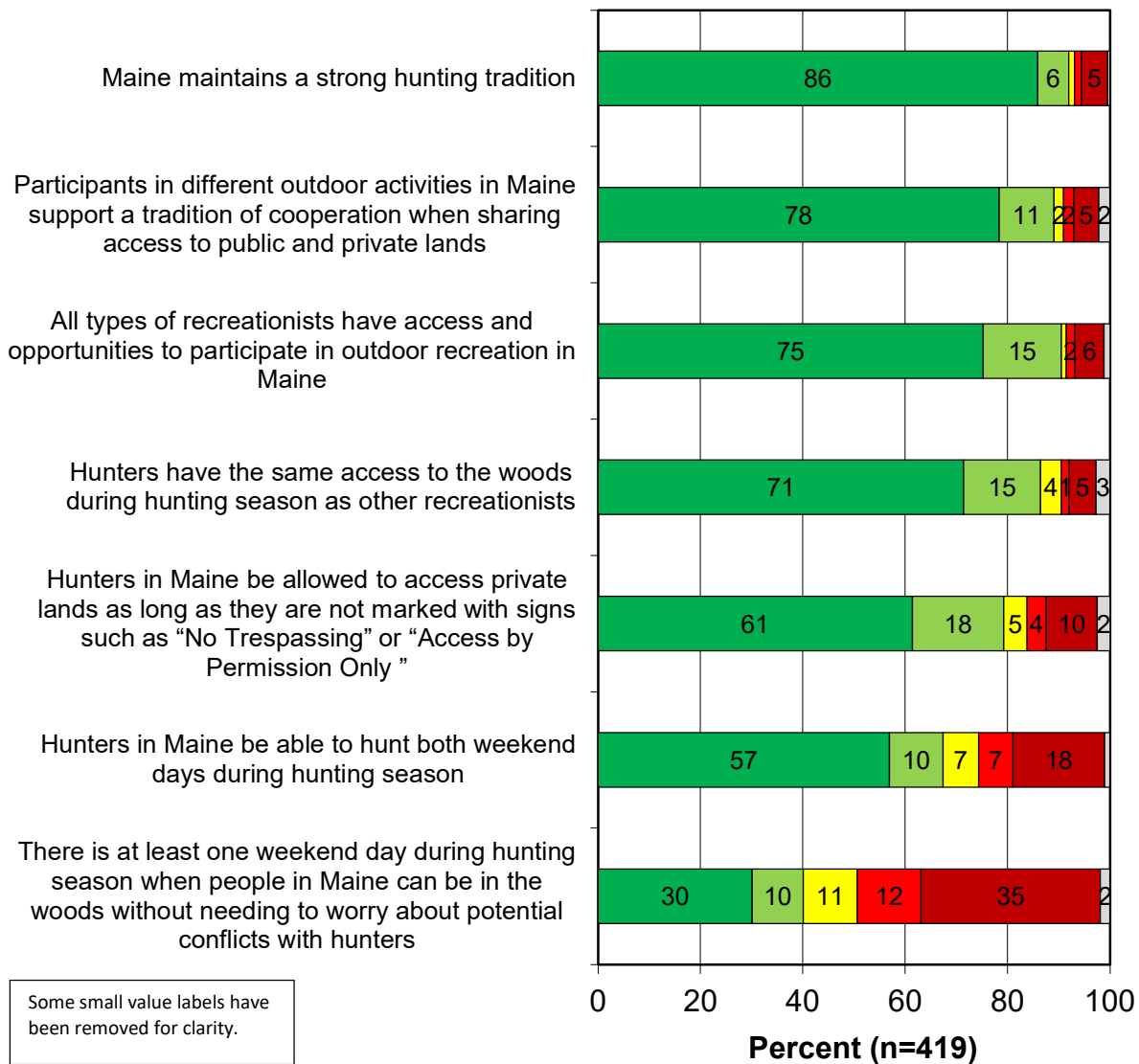
Some small value labels have been removed for clarity.

Percent (n=361)

Please tell me how unimportant or important each of the following is to you personally regarding outdoor recreation in Maine. How unimportant or important is it to you that...? (Central Region) (Hunters)



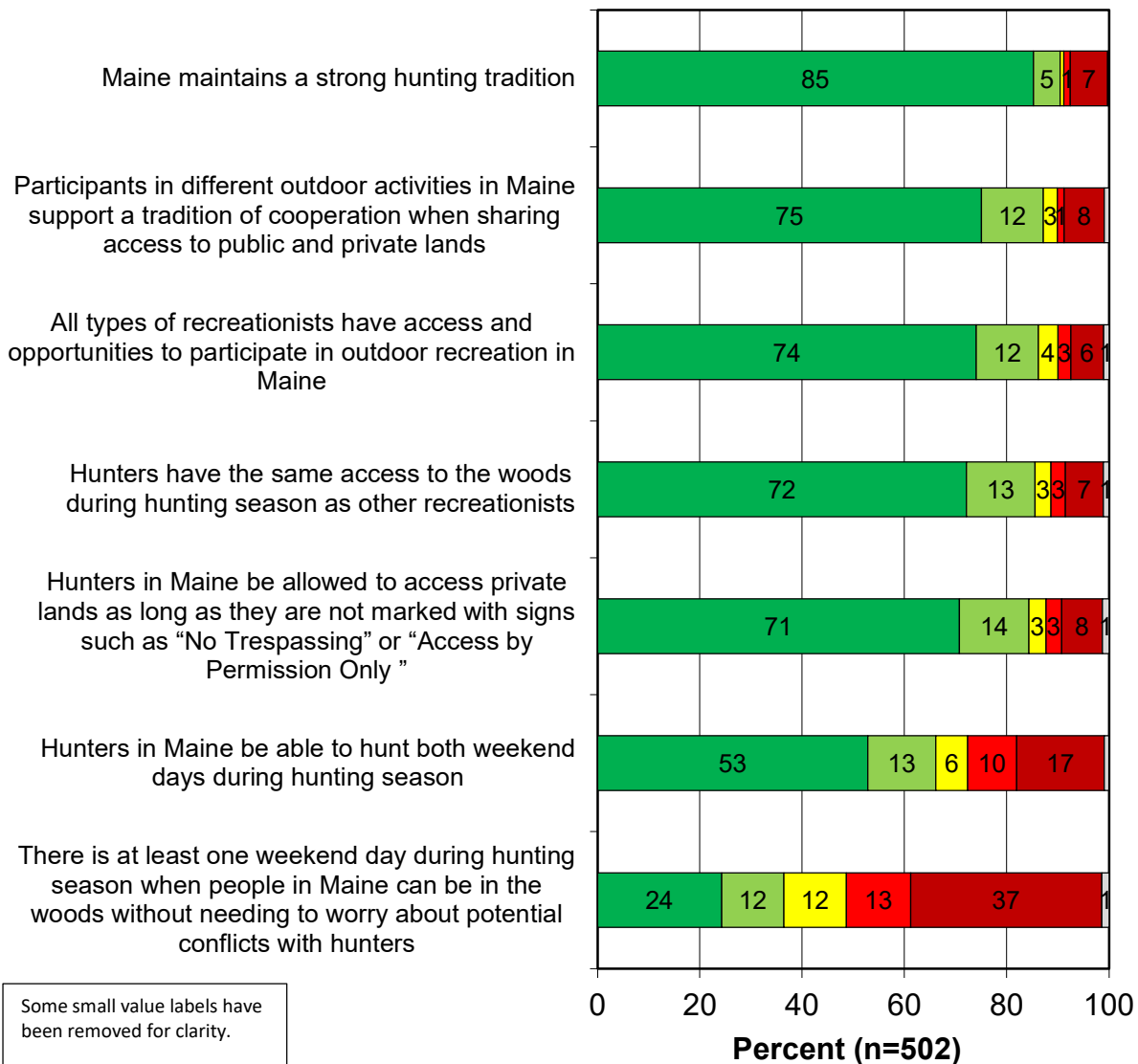
Very important Somewhat important Neither unimportant nor important Somewhat unimportant Very unimportant Do not know



Please tell me how unimportant or important each of the following is to you personally regarding outdoor recreation in Maine. How unimportant or important is it to you that...? (South Region) (Hunters)

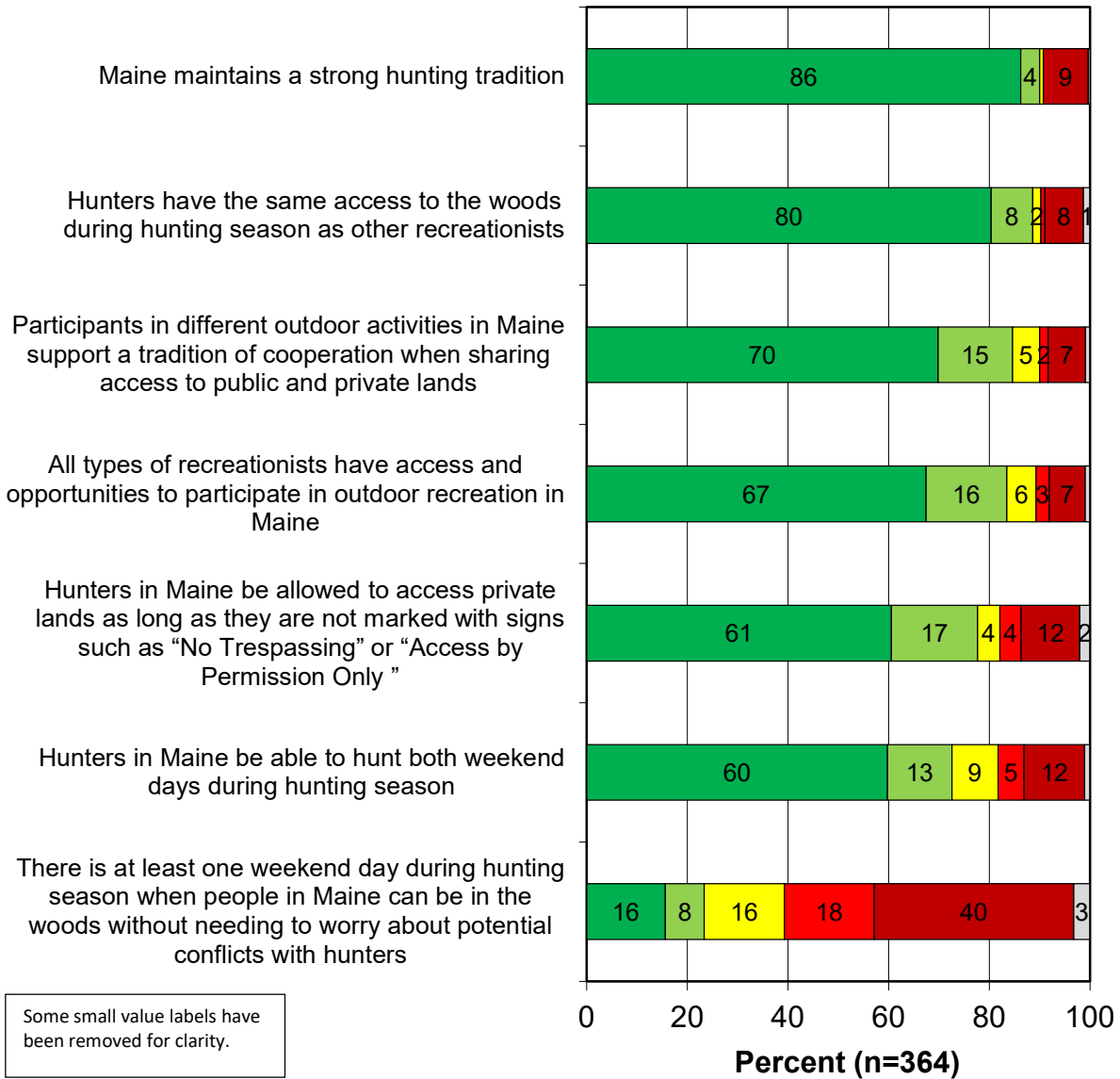


Very important Somewhat important Neither unimportant nor important Somewhat unimportant Very unimportant Do not know



Please tell me how unimportant or important each of the following is to you personally regarding outdoor recreation in Maine. How unimportant or important is it to you that...? (Nonresident) (Hunters)

Very important Somewhat important Neither unimportant nor important Somewhat unimportant Very unimportant Do not know

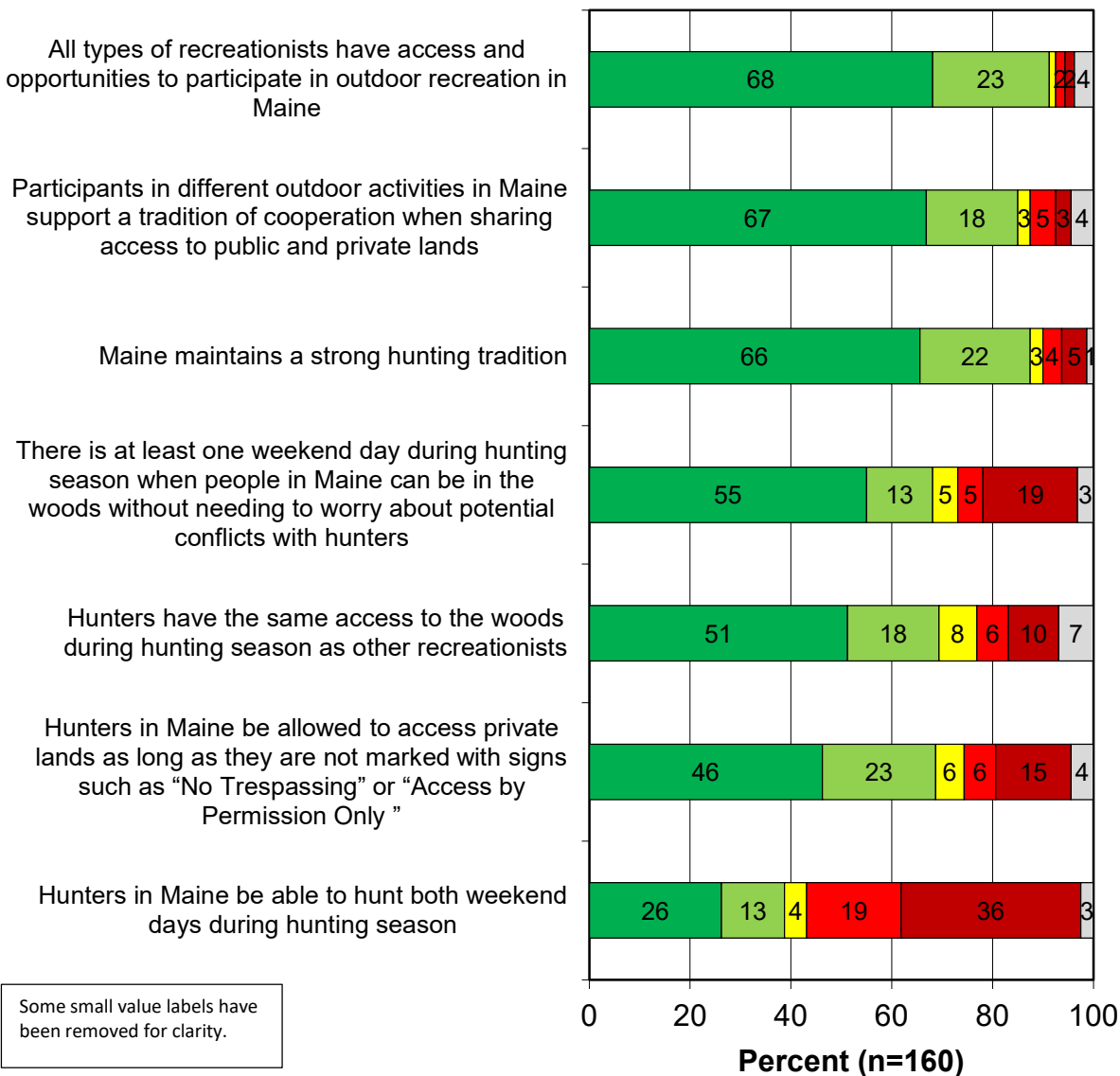


Landowners generally have similar results to the general population. The aspects considered most important are that all recreationists have opportunities for outdoor recreation, that participants cooperate in sharing lands, and that the state maintains a strong hunting tradition. The aspect considered the least important in each region is that hunters be able to hunt both weekend days.

Please tell me how unimportant or important each of the following is to you personally regarding outdoor recreation in Maine. How unimportant or important is it to you that...? (North/East Region) (Landowners)



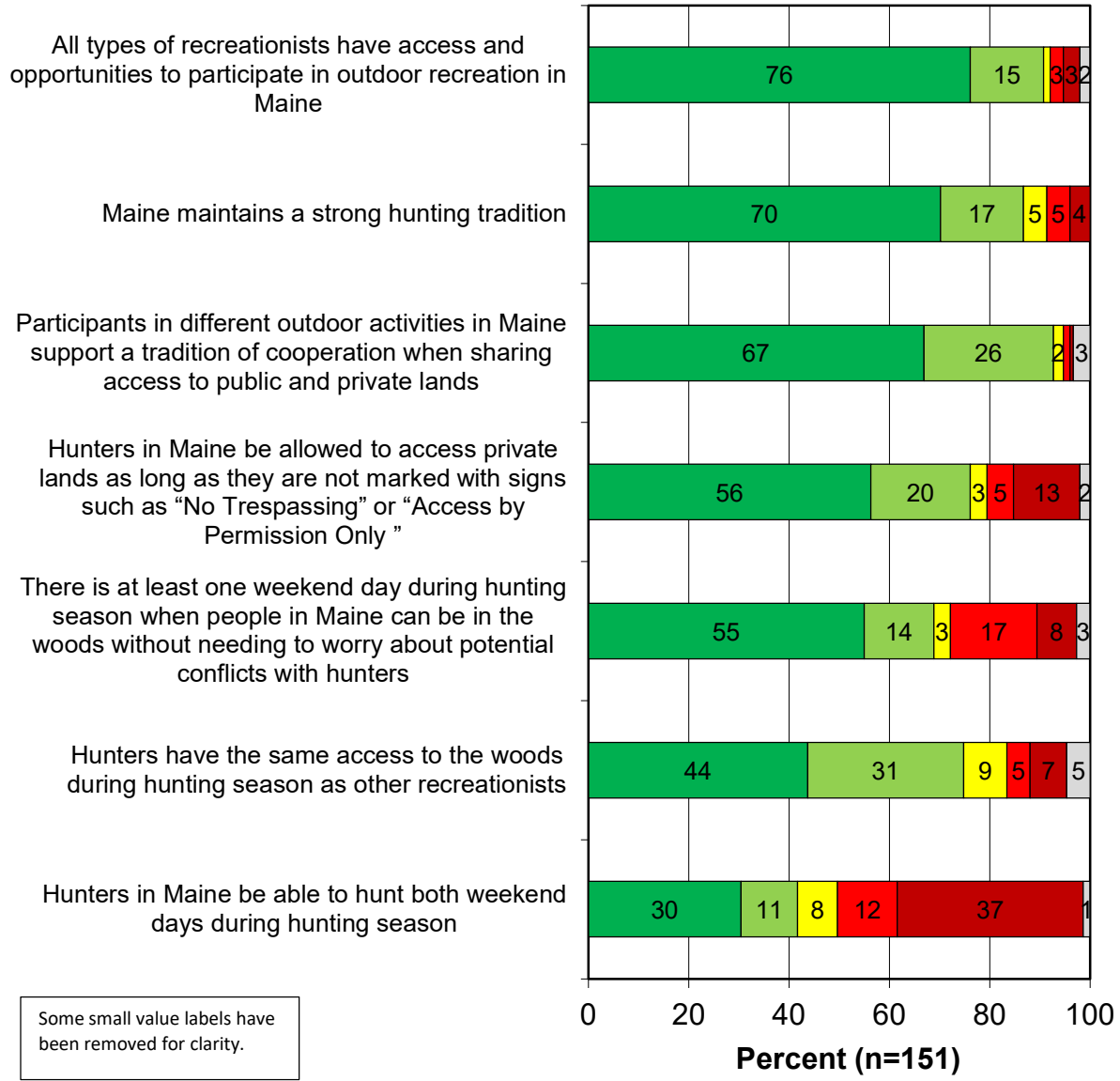
■ Very important ■ Somewhat important ■ Neither unimportant nor important ■ Somewhat unimportant ■ Very unimportant □ Do not know



Please tell me how unimportant or important each of the following is to you personally regarding outdoor recreation in Maine. How unimportant or important is it to you that...? (Central Region) (Landowners)



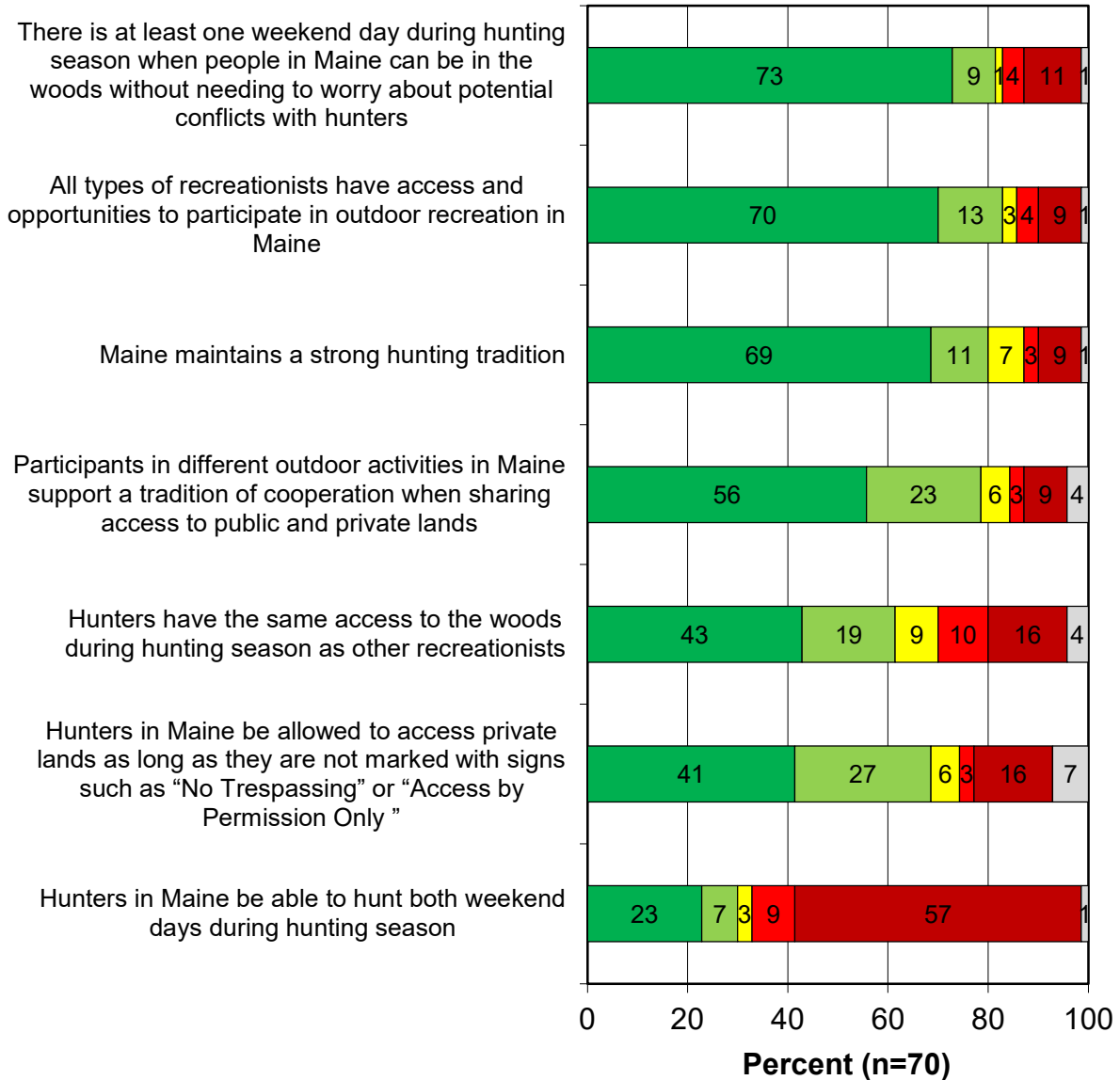
Very important Somewhat important Neither unimportant nor important Somewhat unimportant Very unimportant Do not know



Please tell me how unimportant or important each of the following is to you personally regarding outdoor recreation in Maine. How unimportant or important is it to you that...? (South Region) (Landowners)

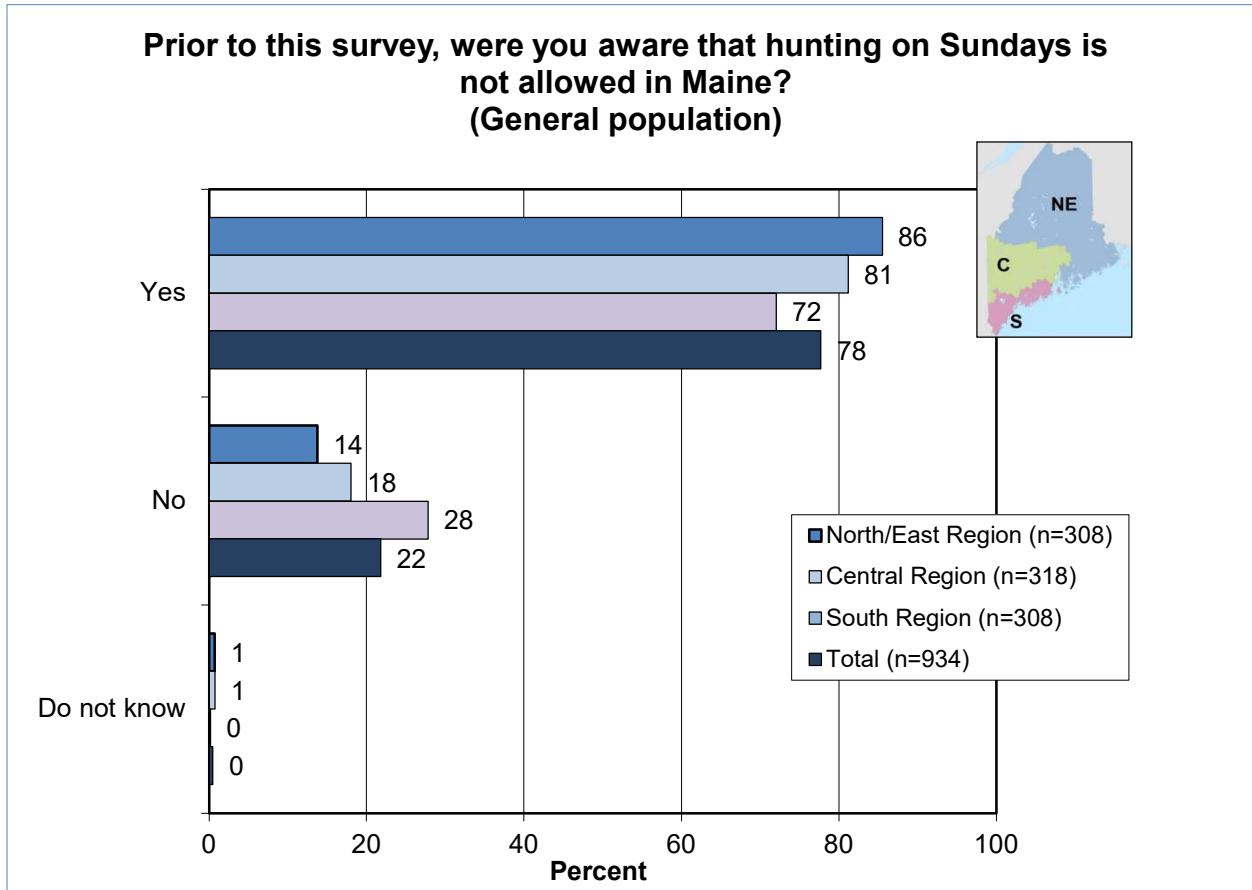


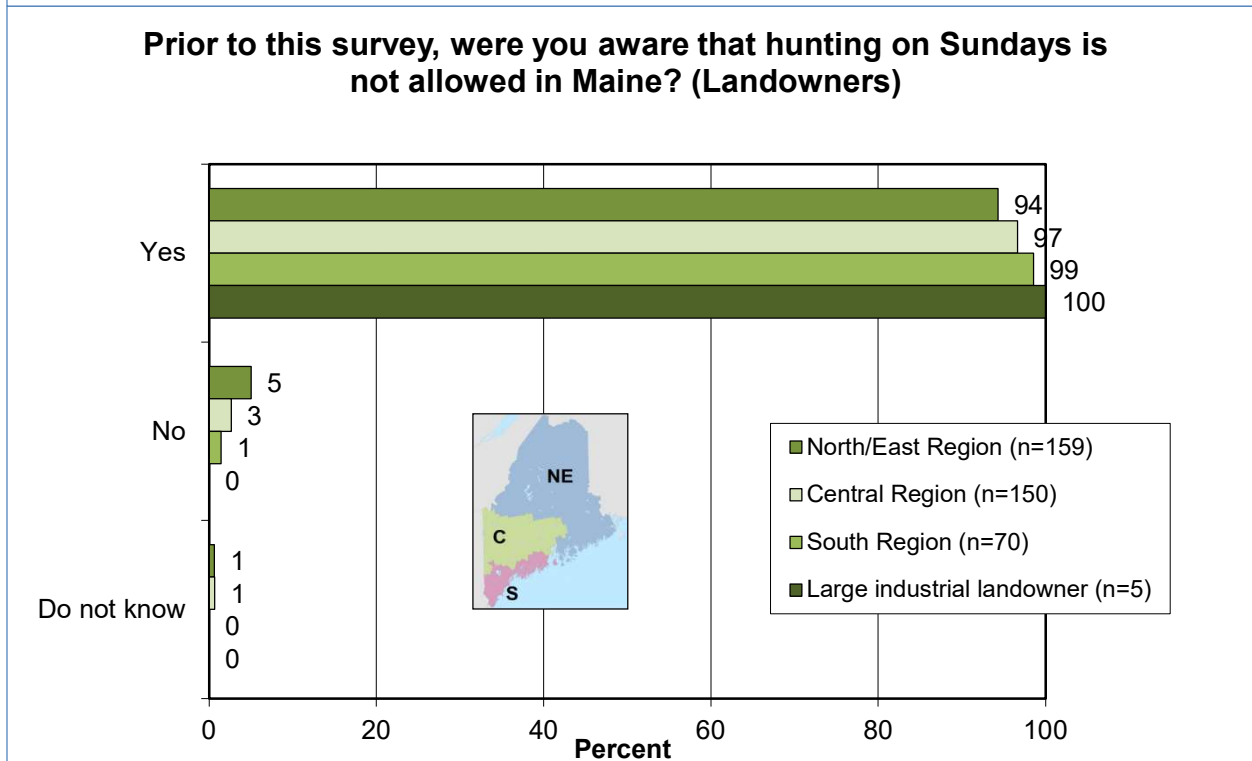
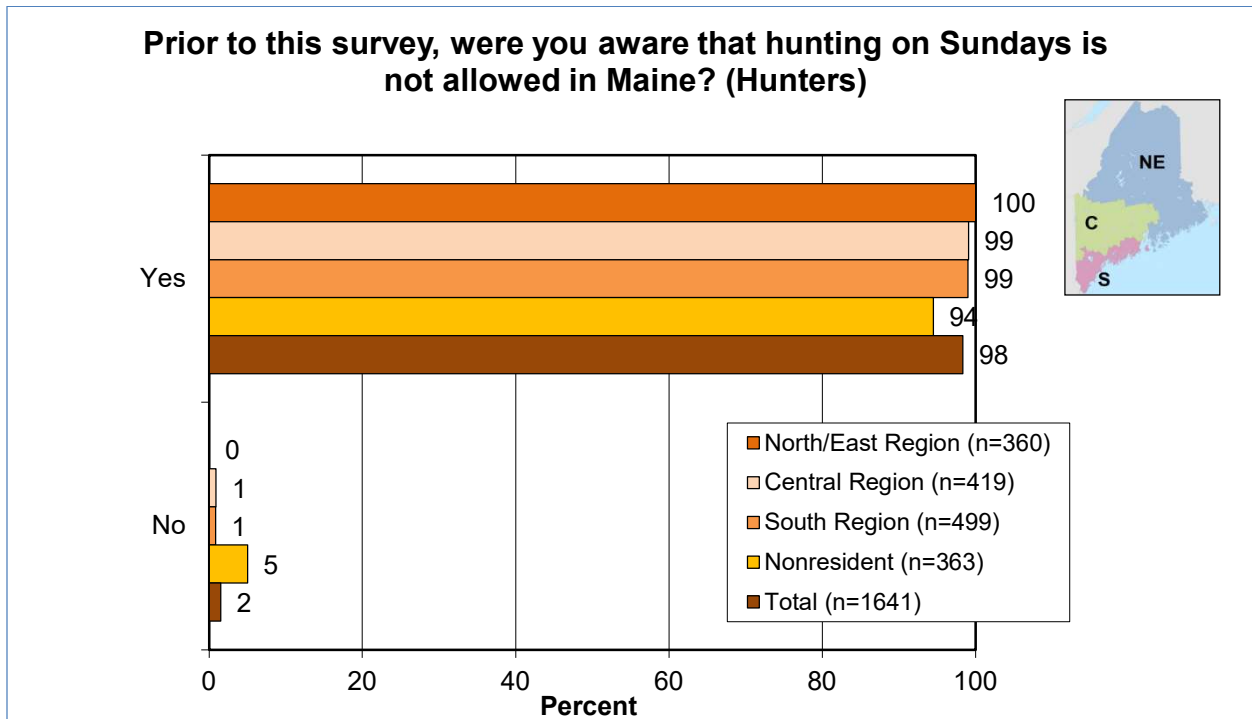
■ Very important ■ Somewhat important ■ Neither unimportant nor important ■ Somewhat unimportant ■ Very unimportant □ Do not know



INITIAL SUPPORT FOR OR OPPOSITION TO SUNDAY HUNTING

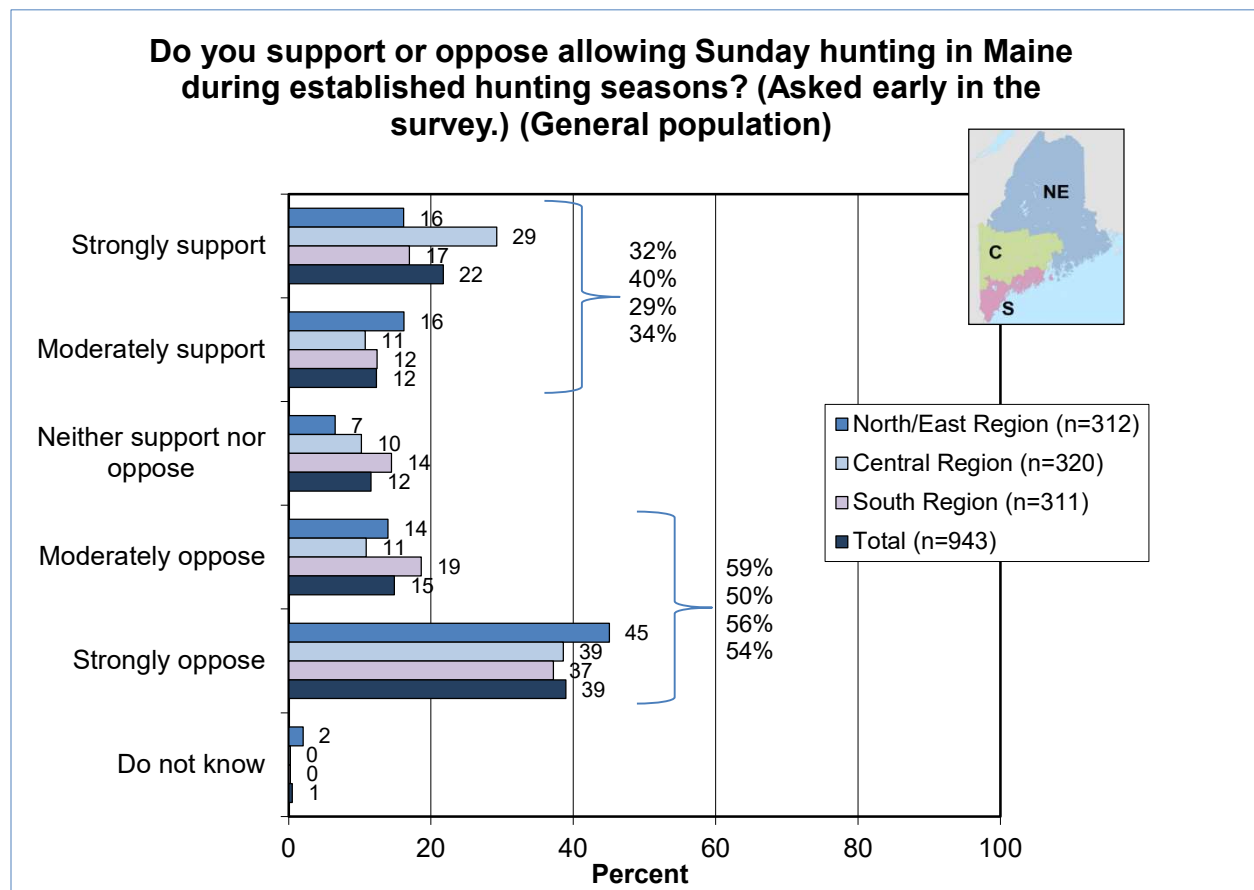
Awareness of the prohibition on Sunday hunting in Maine is high: 78% of the general population; 98% of hunters; and 94% of North/East Region landowners, 97% of Central Region landowners, and 99% of South Region landowners are aware that Sunday hunting is not allowed.

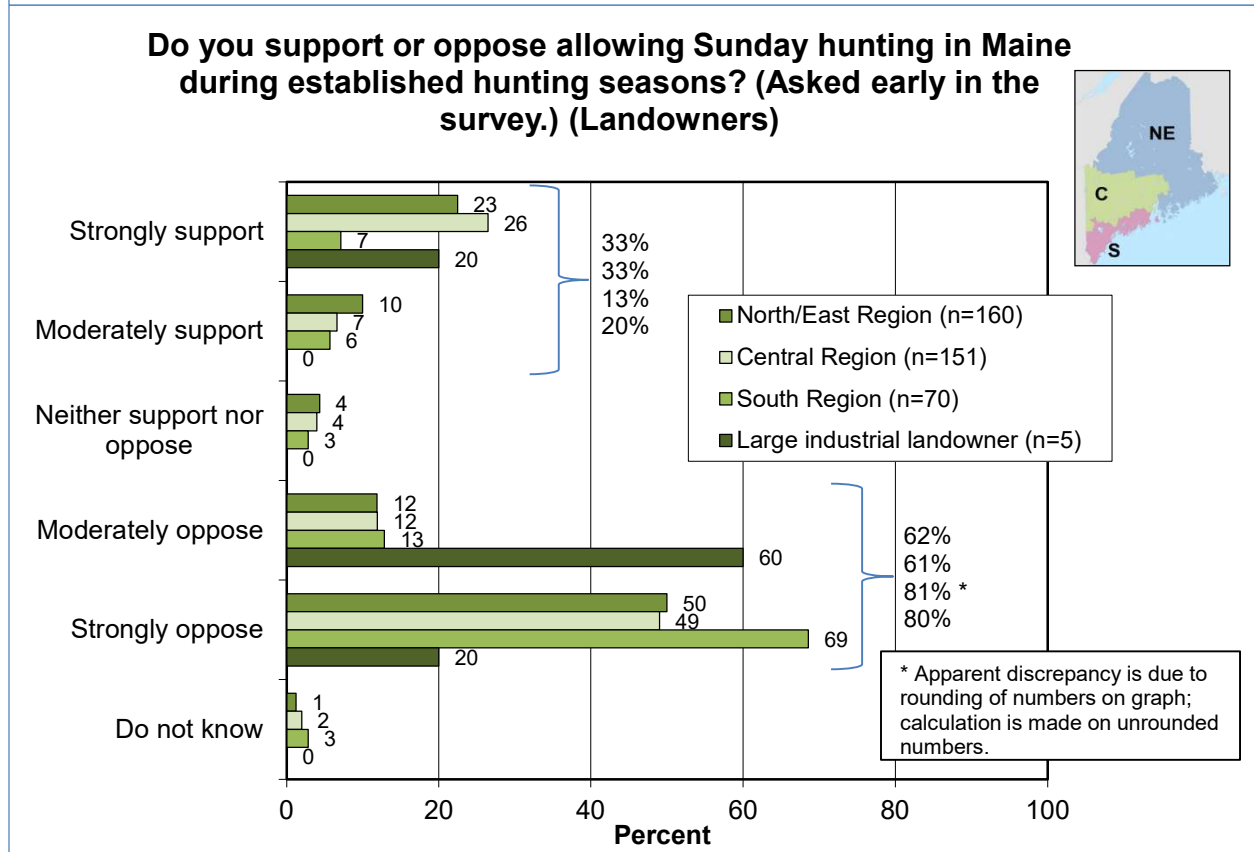
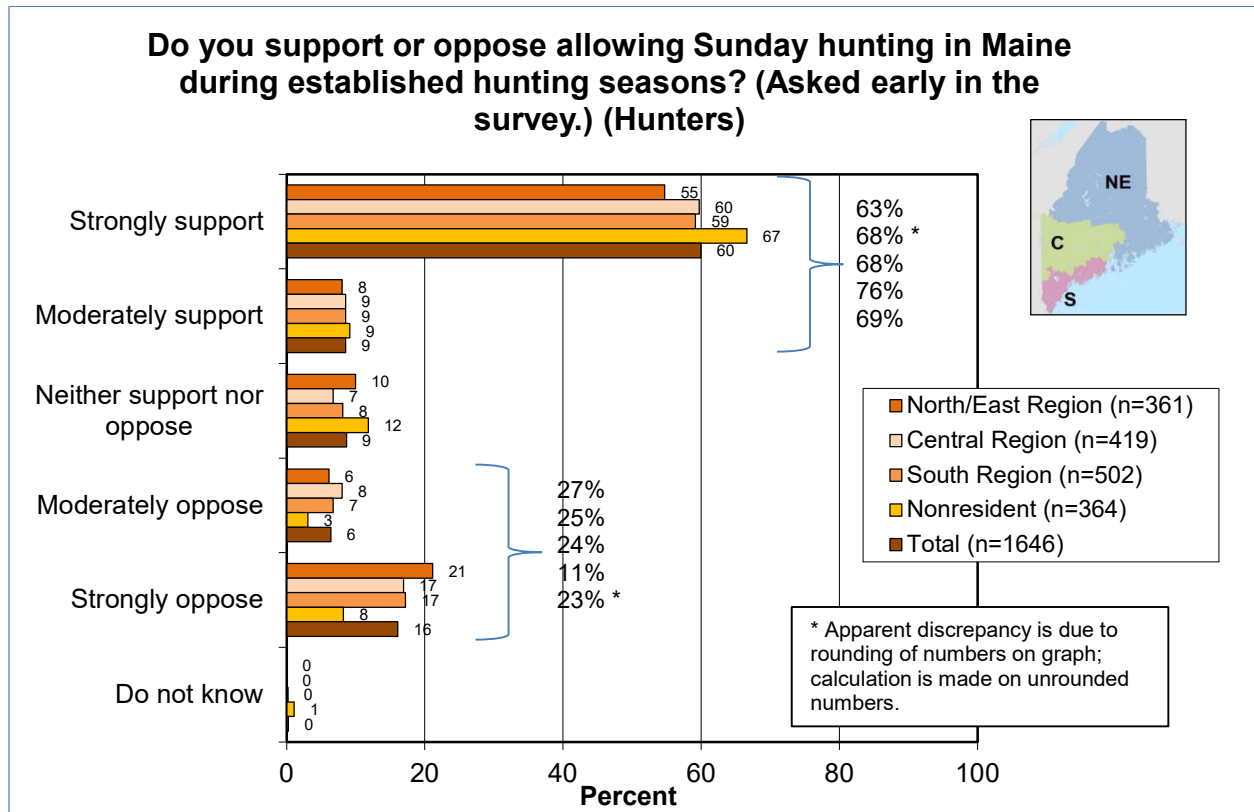




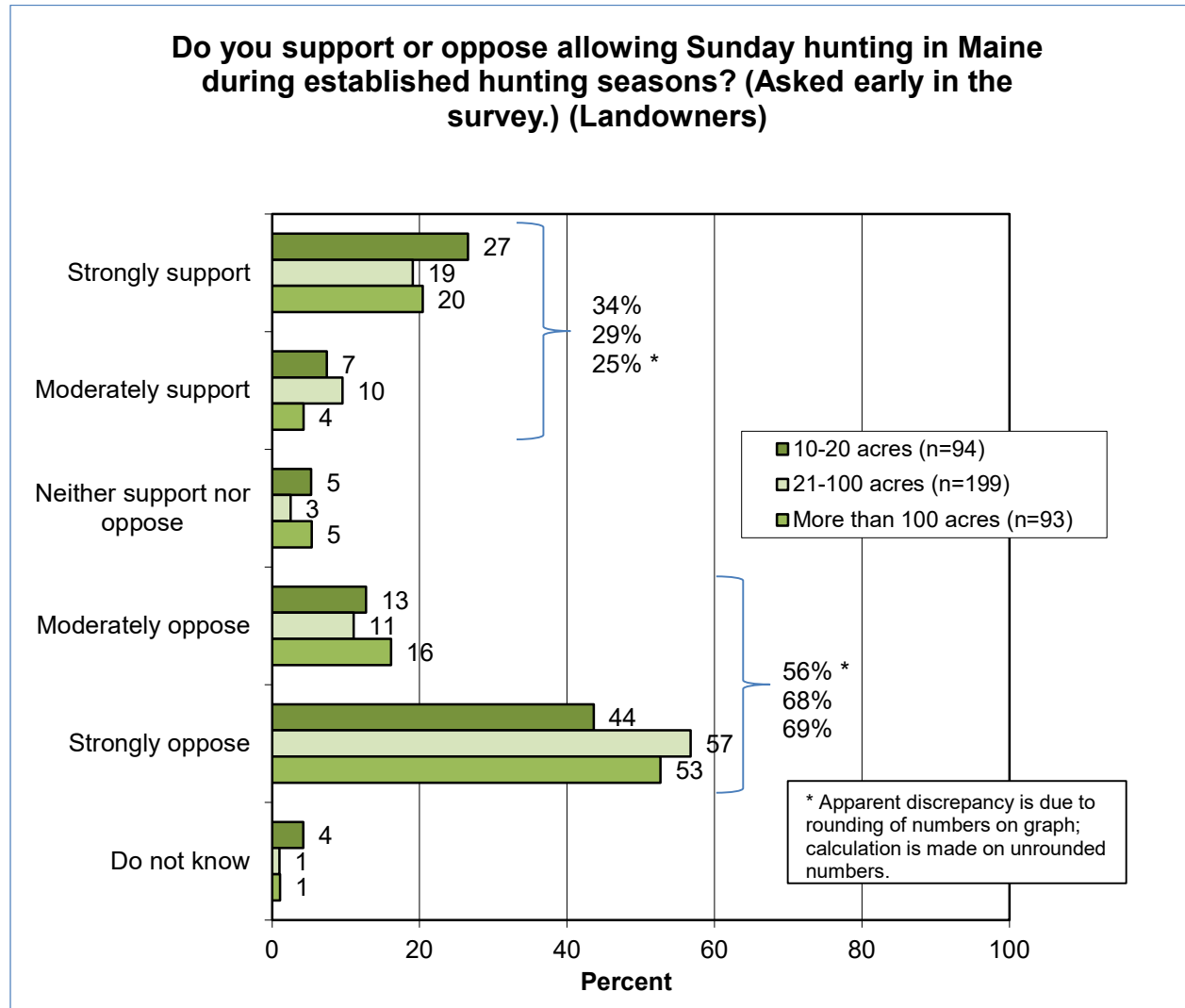
The key question in the survey, support for or opposition to allowing Sunday hunting in Maine, was asked early in the questionnaire before additional information was provided over the course of the survey.

- About a third of the general population (34%) support Sunday hunting, while a majority (54%) oppose.
- Over two thirds of hunters (69%) support, compared to 23% who oppose.
- A third of North/East and Central Region landowners (33% each) support Sunday hunting, while 62% and 61%, respectively, oppose. Opposition is very high among South Region landowners, with only 13% who support and most (81%) who oppose.

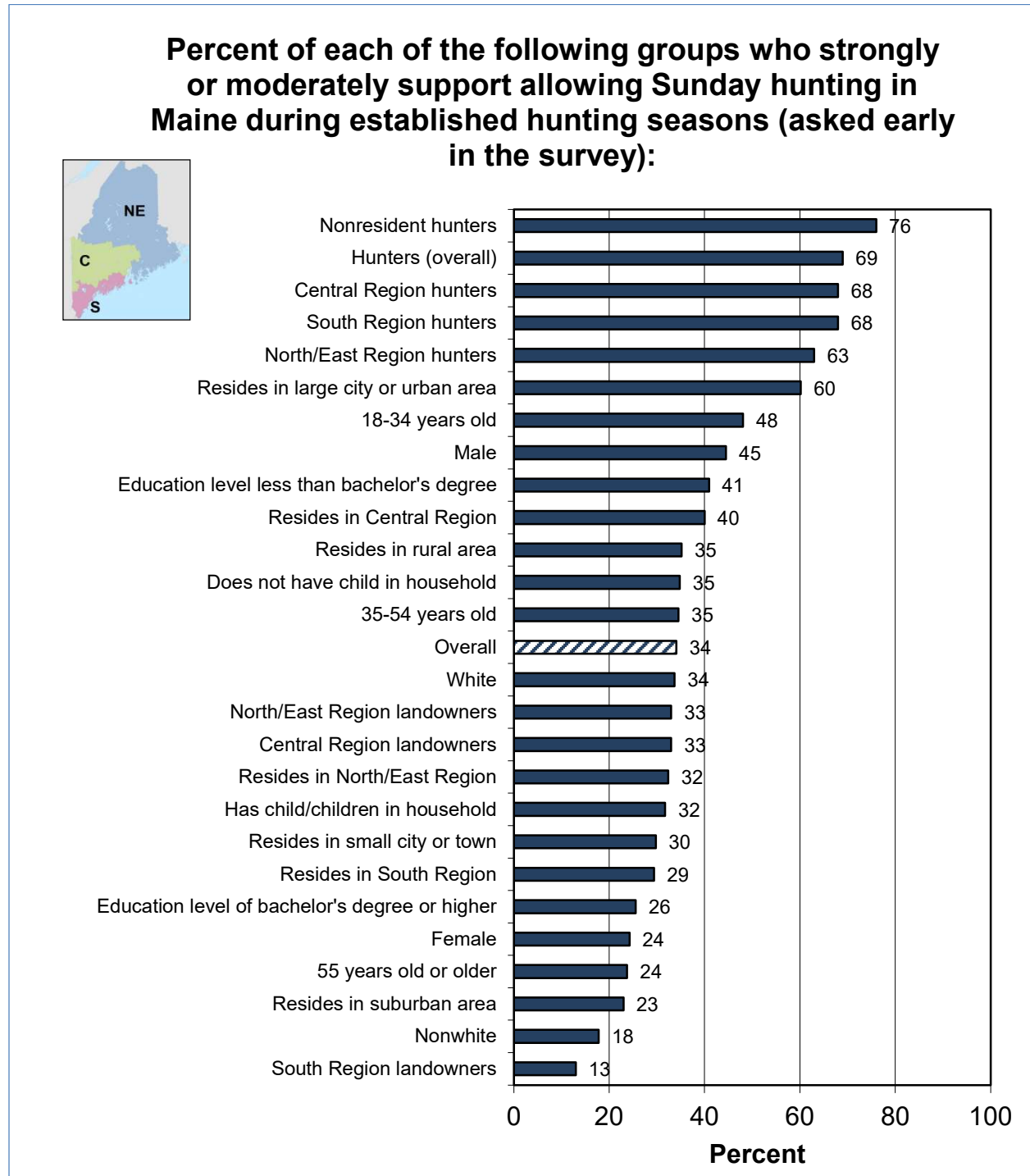




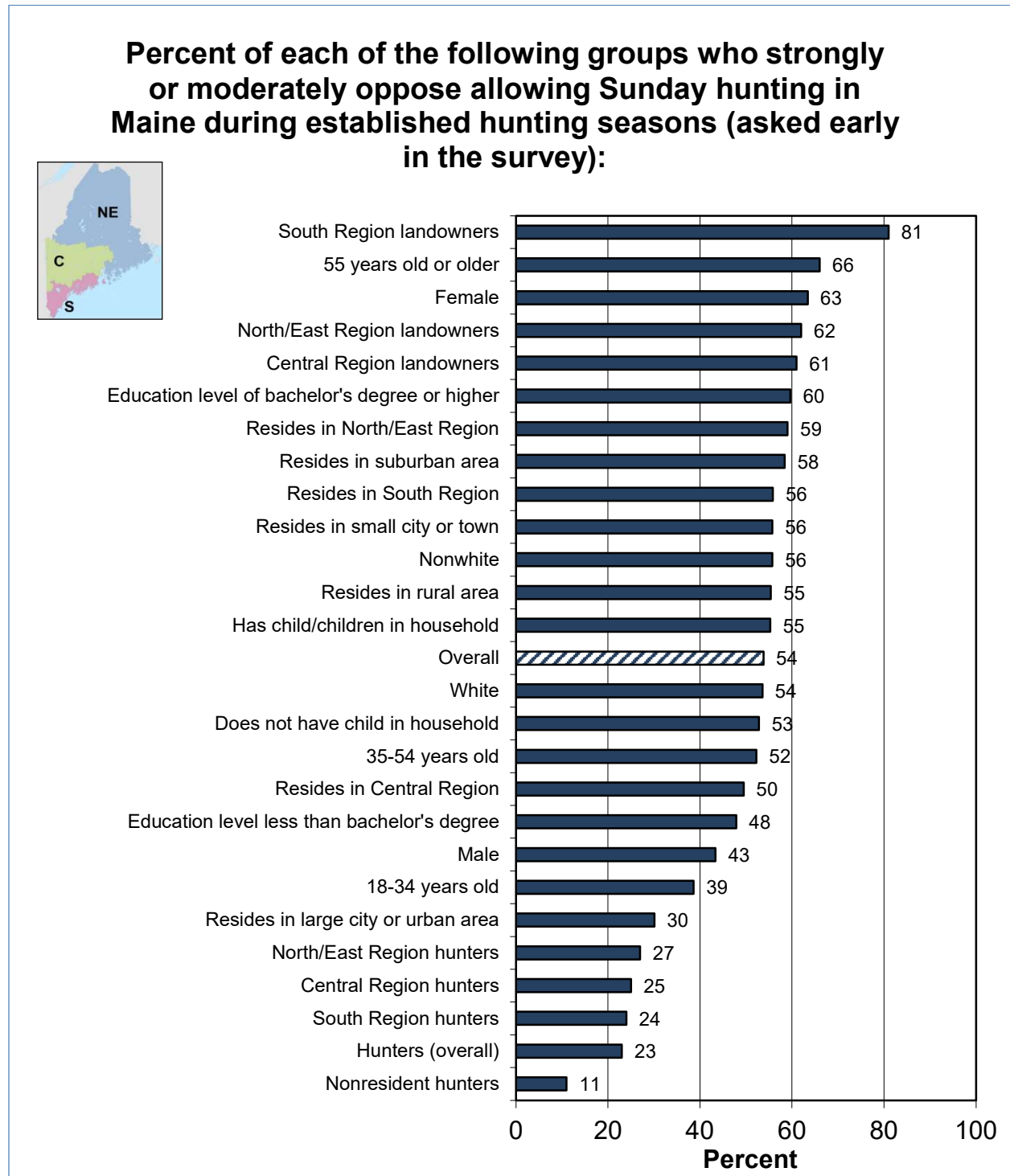
Support and opposition among landowners was analyzed according to the amount of acreage owned. Landowners in the smaller size category (10 to 20 acres) have slightly more support for Sunday hunting (34% support) than those in the middle (21 to 100 acres) (29%) and large (more than 100 acres) (25%) categories. (Regions were combined for this crosstabulation.)



The demographic analyses graph shows strong or moderate support for Sunday hunting. Apart from hunters, groups most likely to support Sunday hunting are those who live in large cities, younger residents, and male residents.

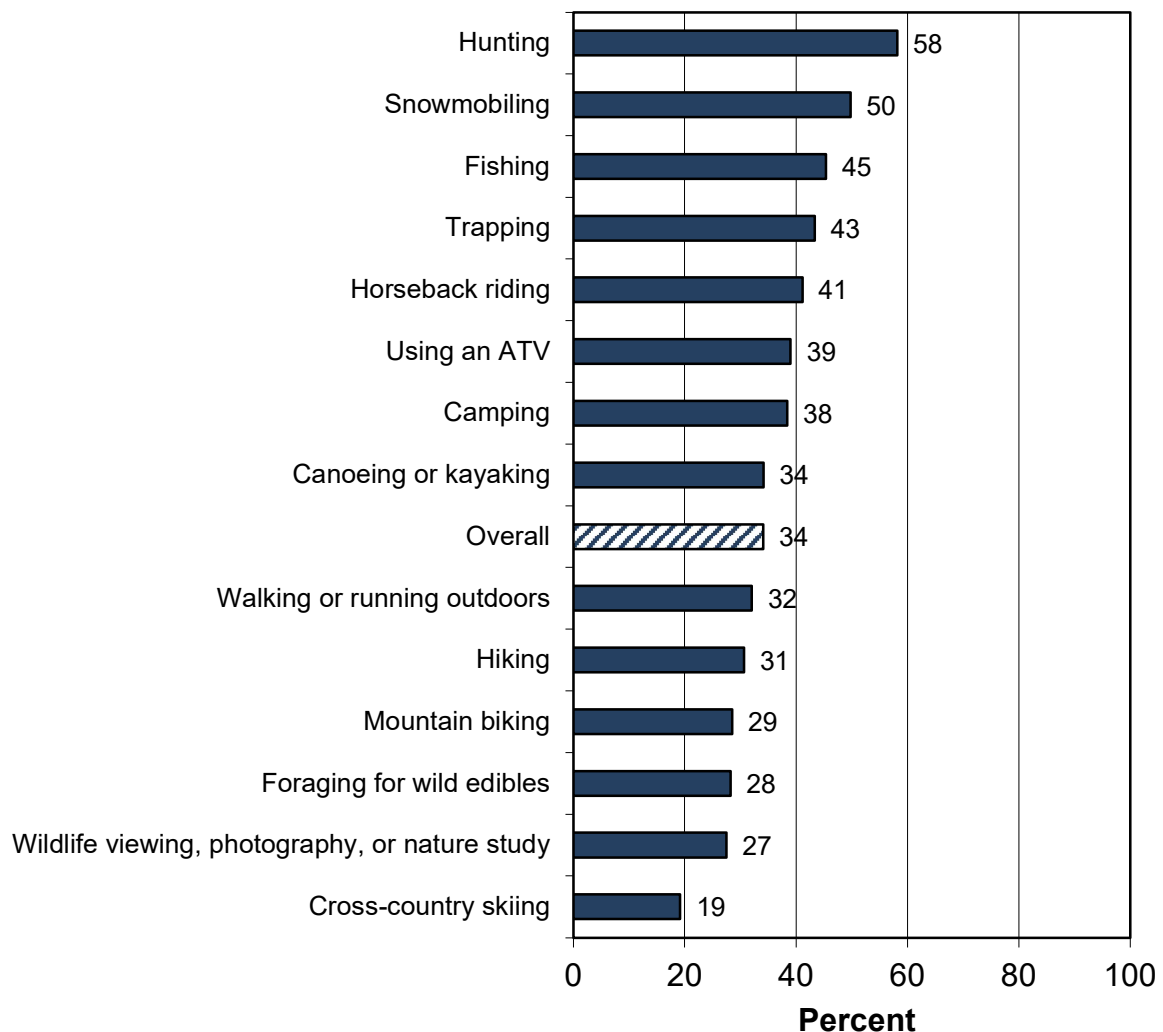


Conversely, groups most likely to strongly or moderately oppose Sunday hunting are landowners (especially those in the South Region), older residents, and female residents.



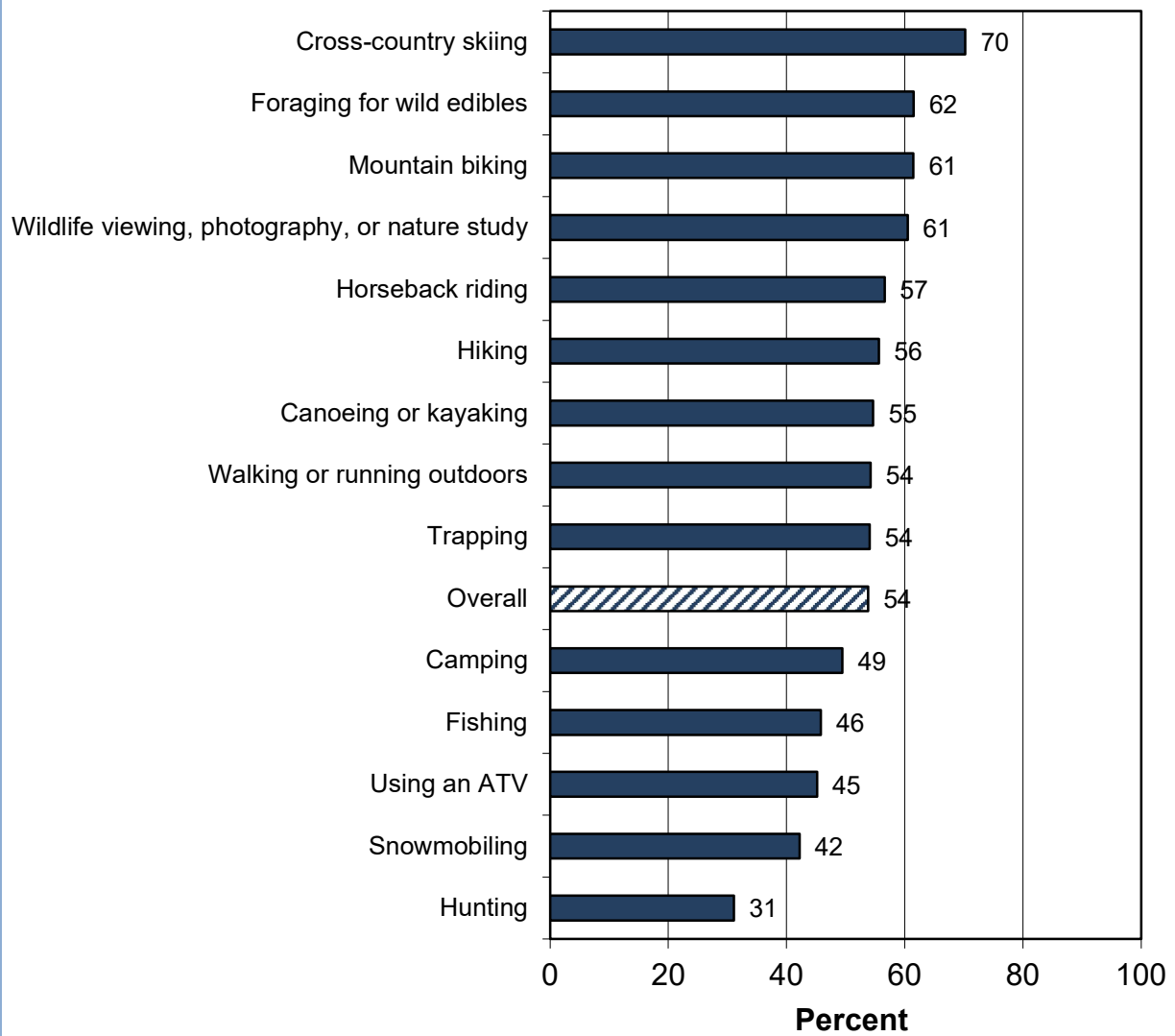
Support and opposition also was analyzed among recreationists. Apart from hunters, support was highest among those who went snowmobiling, fishing, and trapping over the past 12 months.

Percent of each of the following groups who strongly or moderately support allowing Sunday hunting in Maine during established hunting seasons (asked early in the survey): (Among general population residents who participated in each activity in Maine over the past 12 months.)

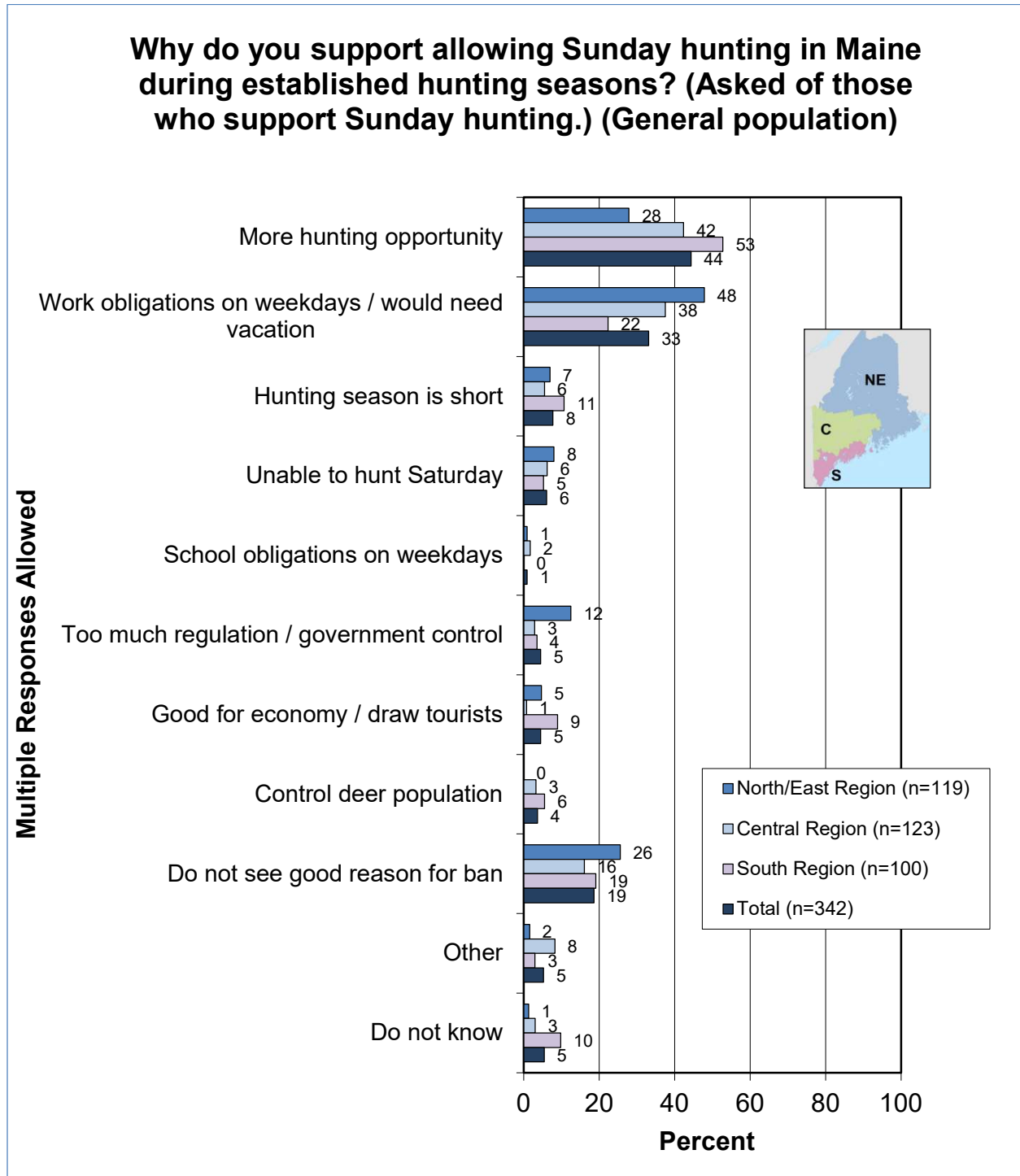


By far, cross-country skiers are the recreationists who most oppose Sunday hunting (70% oppose). Opposition is also high among those who forage for wild edibles, those who go mountain biking, and those who view, photograph, or study wildlife.

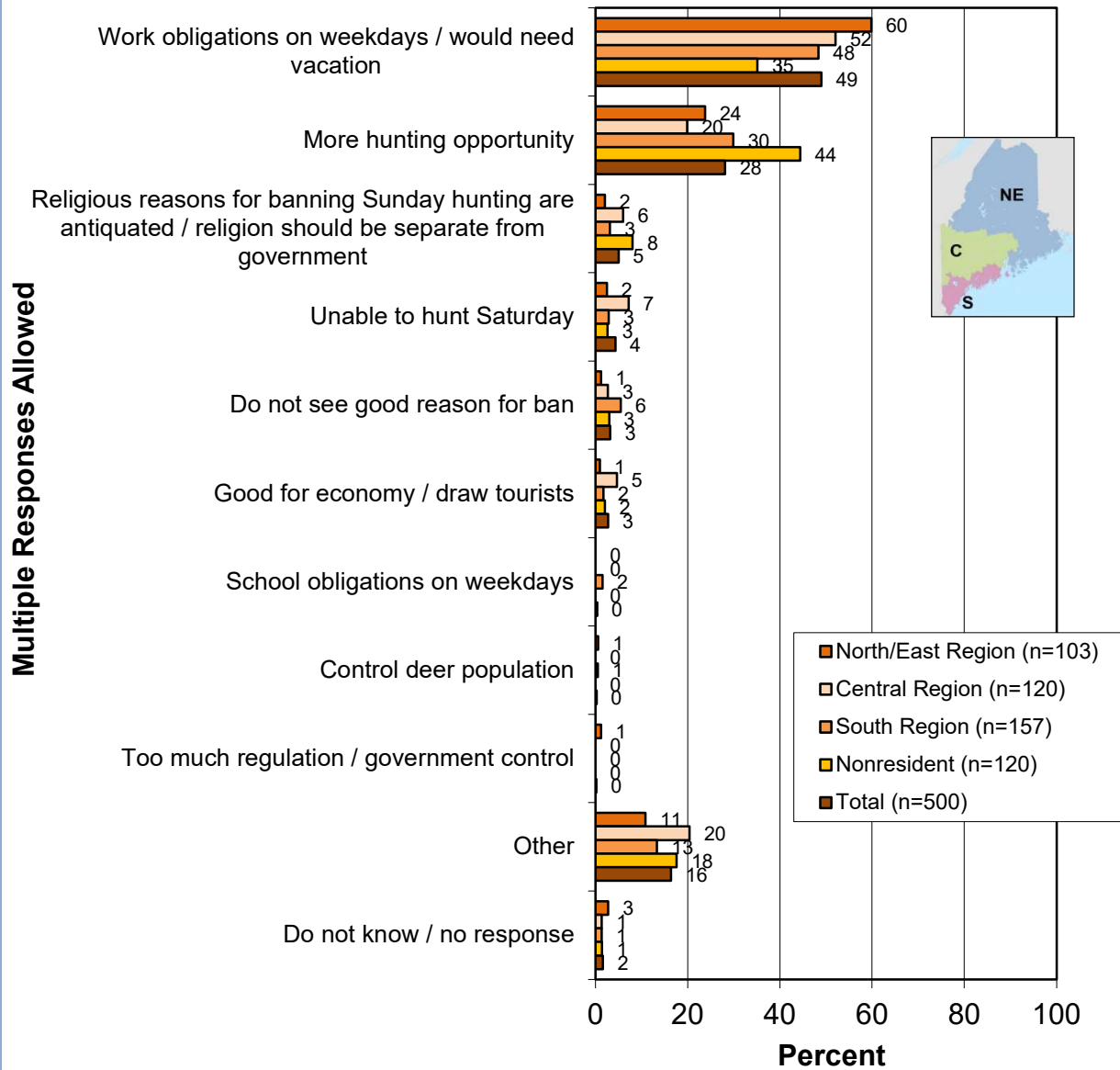
Percent of each of the following groups who strongly or moderately oppose allowing Sunday hunting in Maine during established hunting seasons (asked early in the survey): (Among general population residents who participated in each activity in Maine over the past 12 months.)



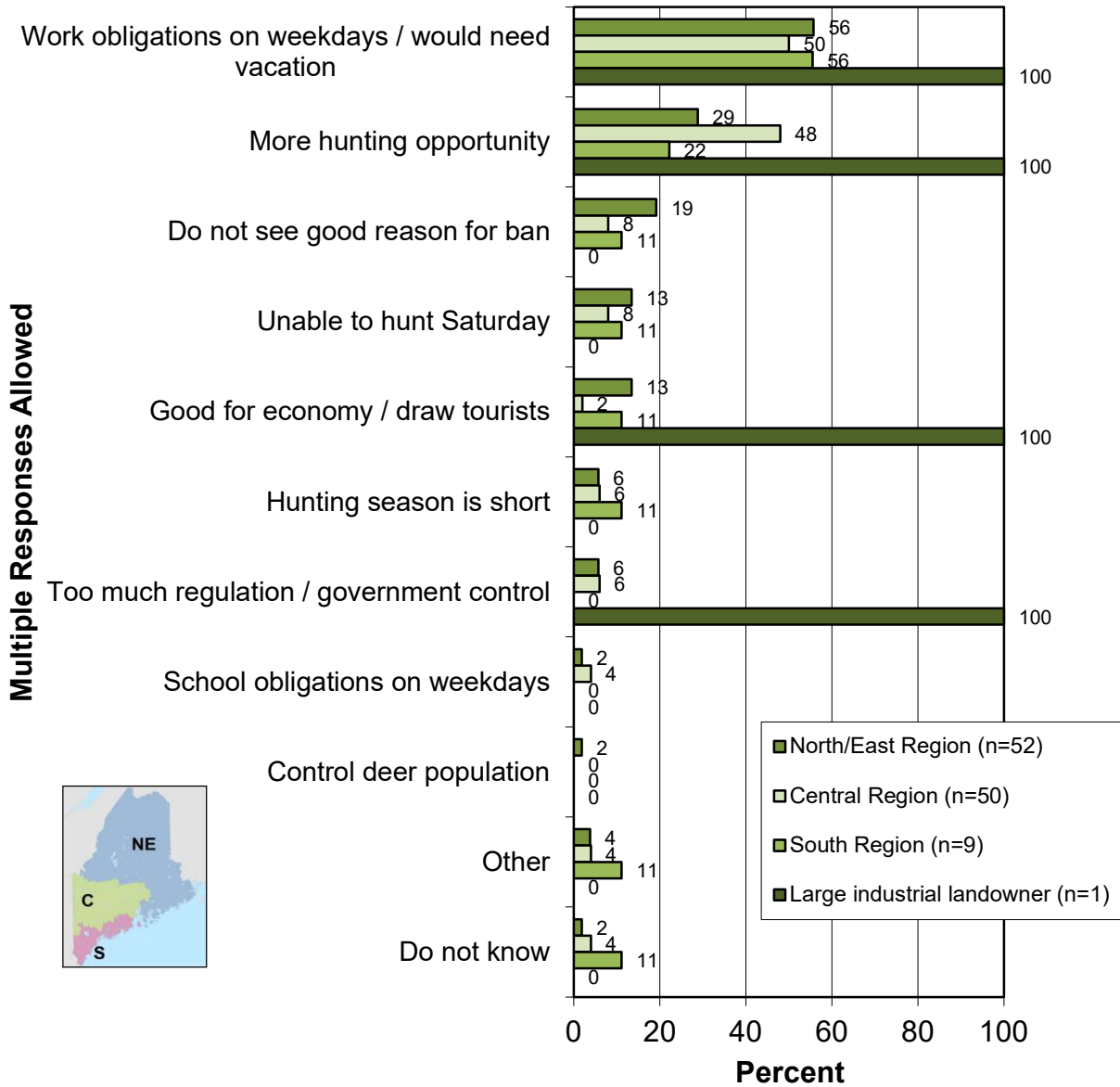
In follow-up, those who support Sunday hunting were asked why, in an open-ended question. Among all sample groups the top responses are that it provides more hunting opportunity and that they have work obligations during weekdays.



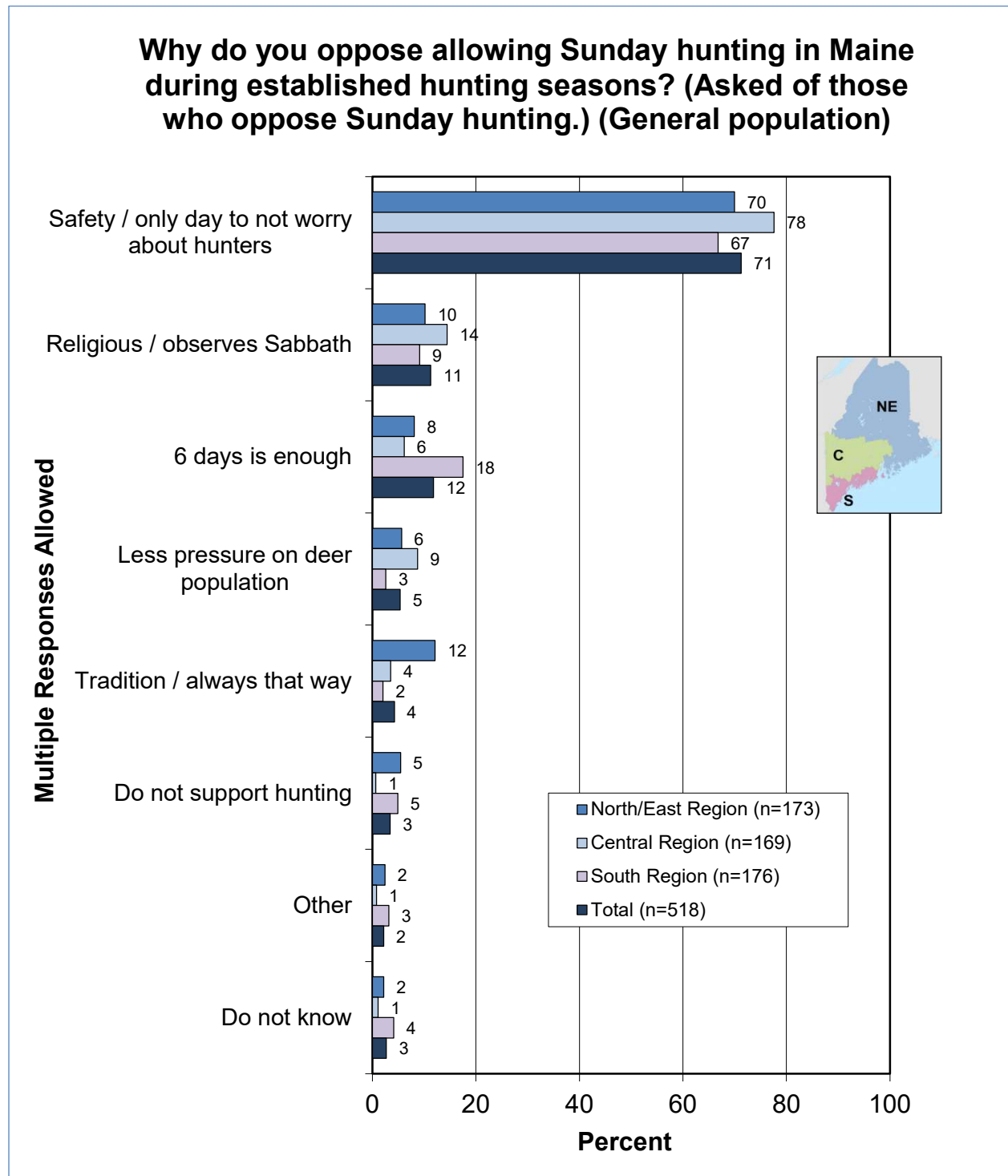
Why do you support allowing Sunday hunting in Maine during established hunting seasons? (Asked of those who support Sunday hunting.) (Hunters)



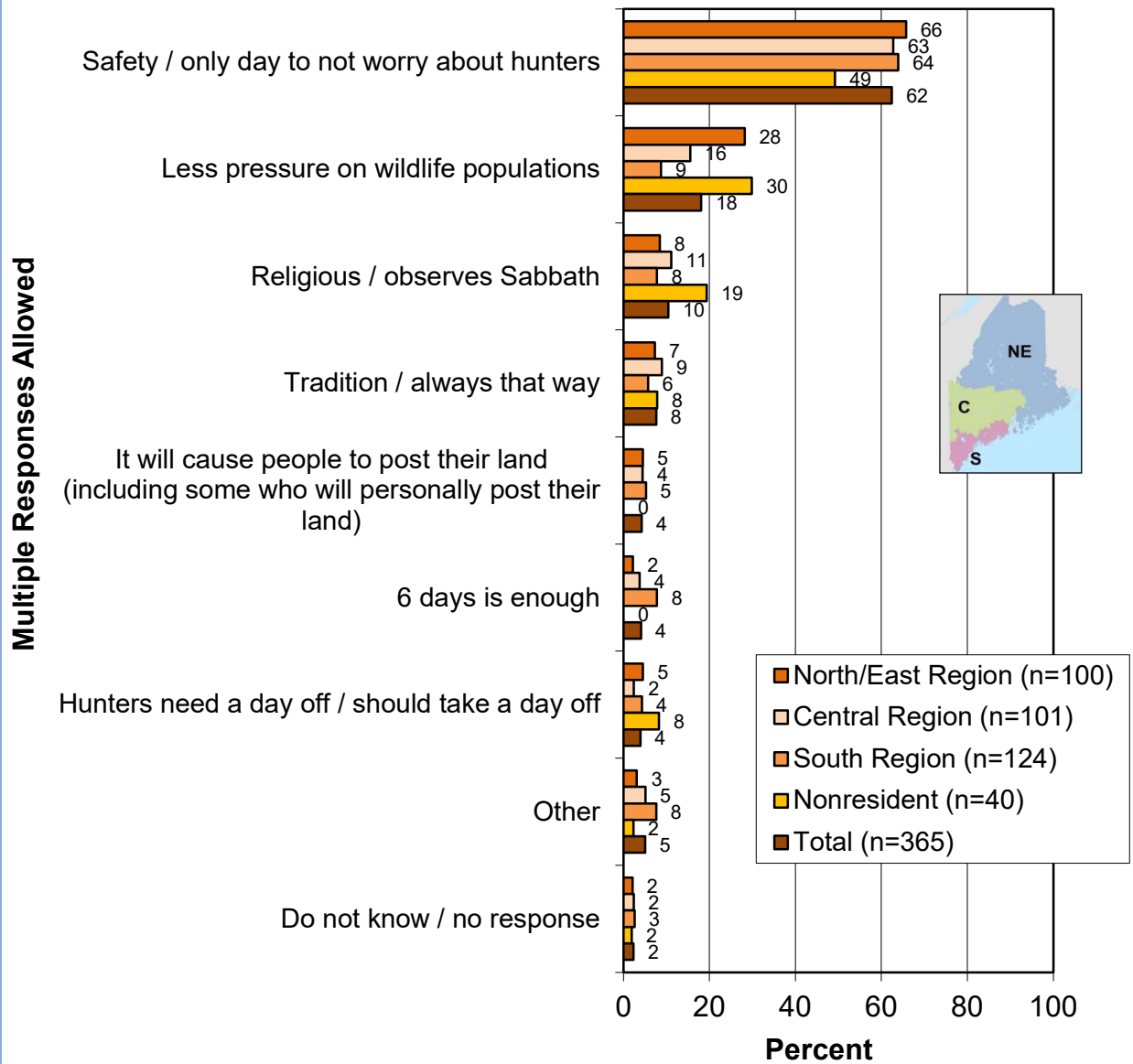
Why do you support allowing Sunday hunting in Maine during established hunting seasons? (Asked of those who support Sunday hunting.) (Landowners)



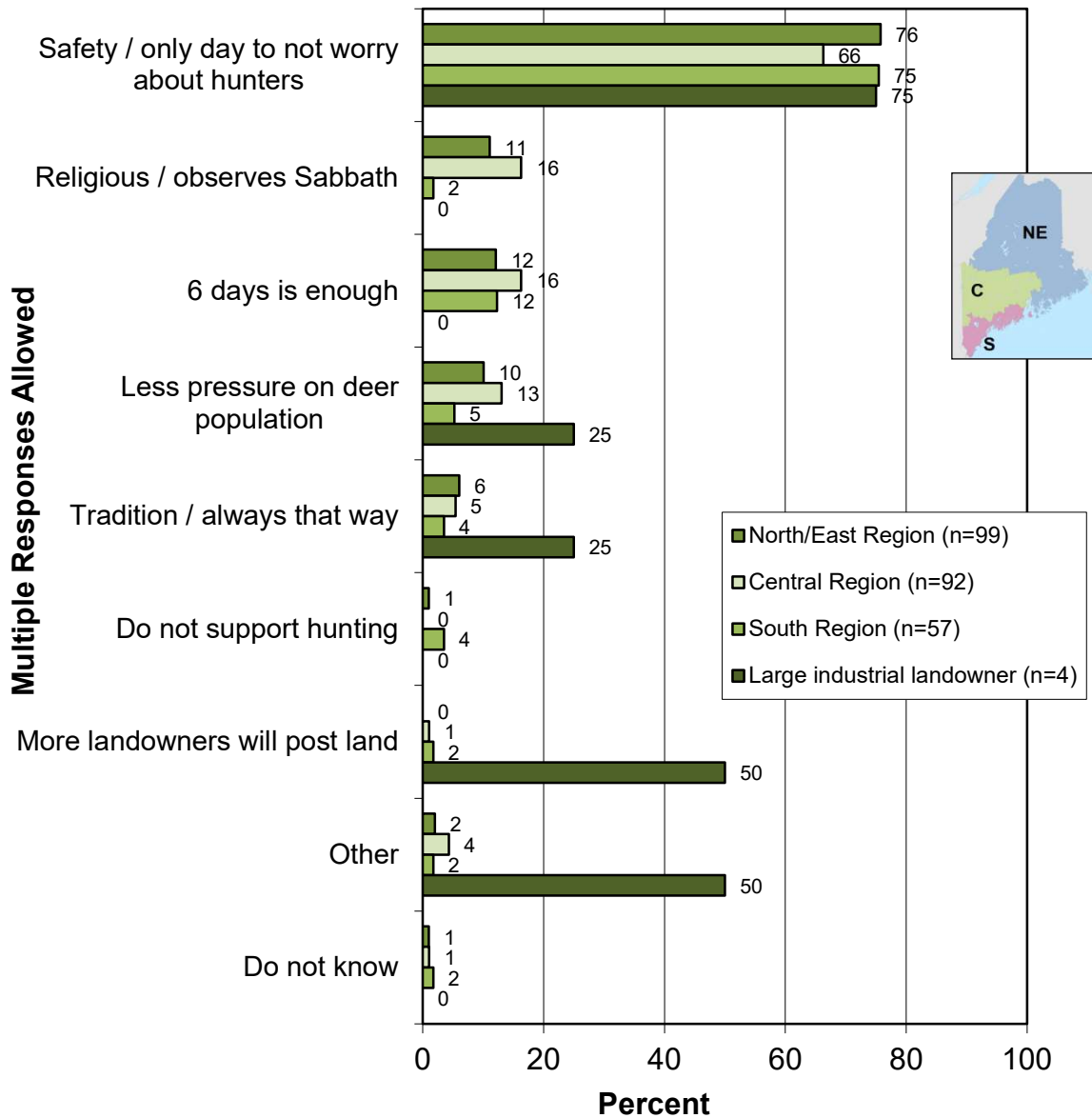
Likewise, those who oppose Sunday hunting were asked why, in an open-ended question. Strong majorities of all sample groups stated that Sunday is the only day they feel safe in the woods without having to worry about hunters. Other common reasons are the religious observation of Sunday, that 6 days is enough for hunters, that it is tradition, and that it puts less pressure on the deer population.



Why do you oppose allowing Sunday hunting in Maine during established hunting seasons? (Asked of those who oppose Sunday hunting.) (Hunters)



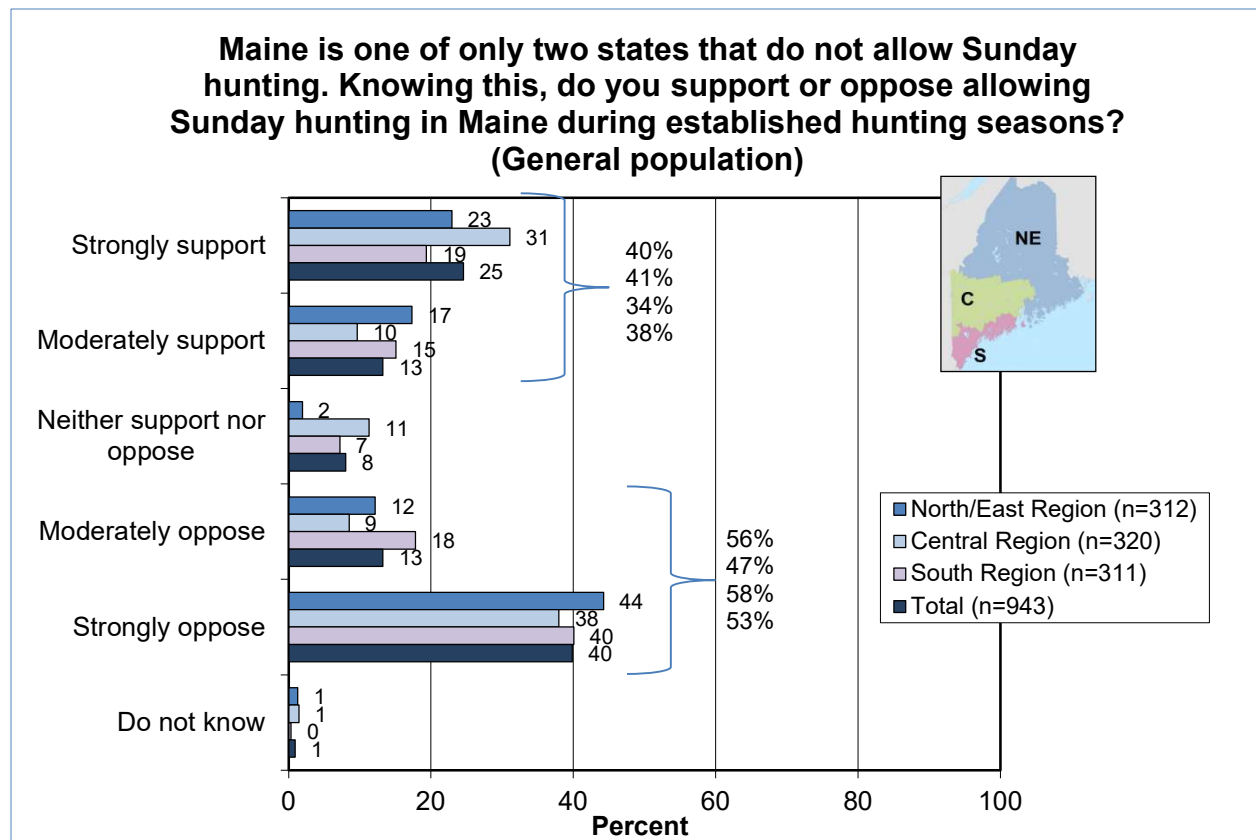
Why do you oppose allowing Sunday hunting in Maine during established hunting seasons? (Asked of those who oppose Sunday hunting.) (Landowners)



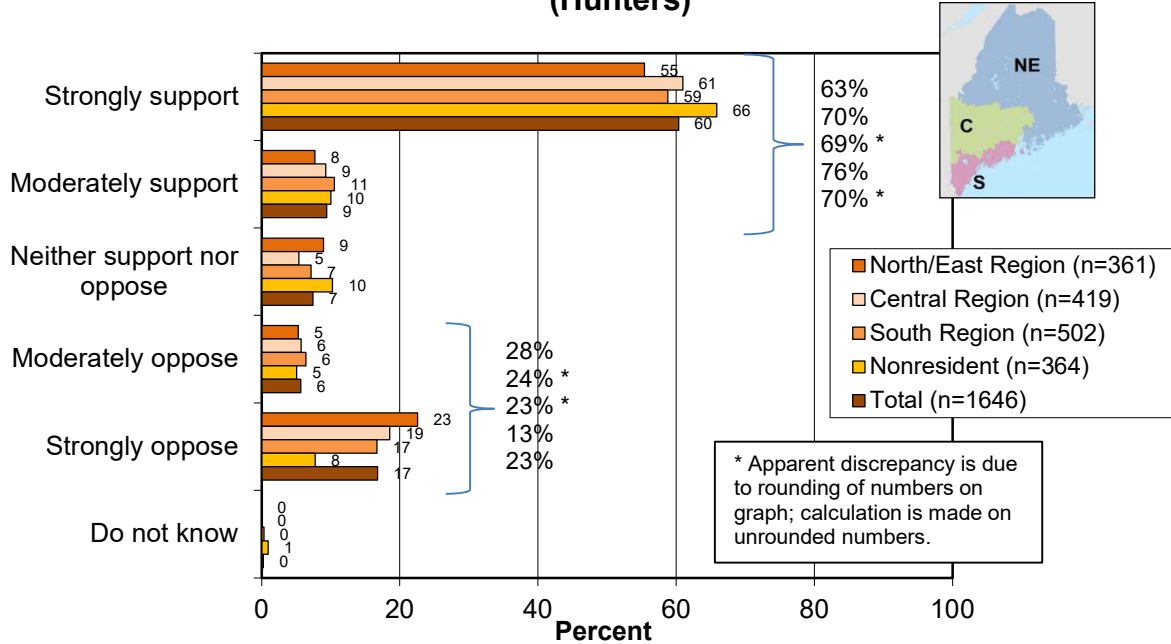
CONDITIONAL SUPPORT FOR OR OPPOSITION TO SUNDAY HUNTING

Survey respondents were informed that Maine is one of only two states that do not allow Sunday hunting. After the statement, the support/opposition question was asked again.

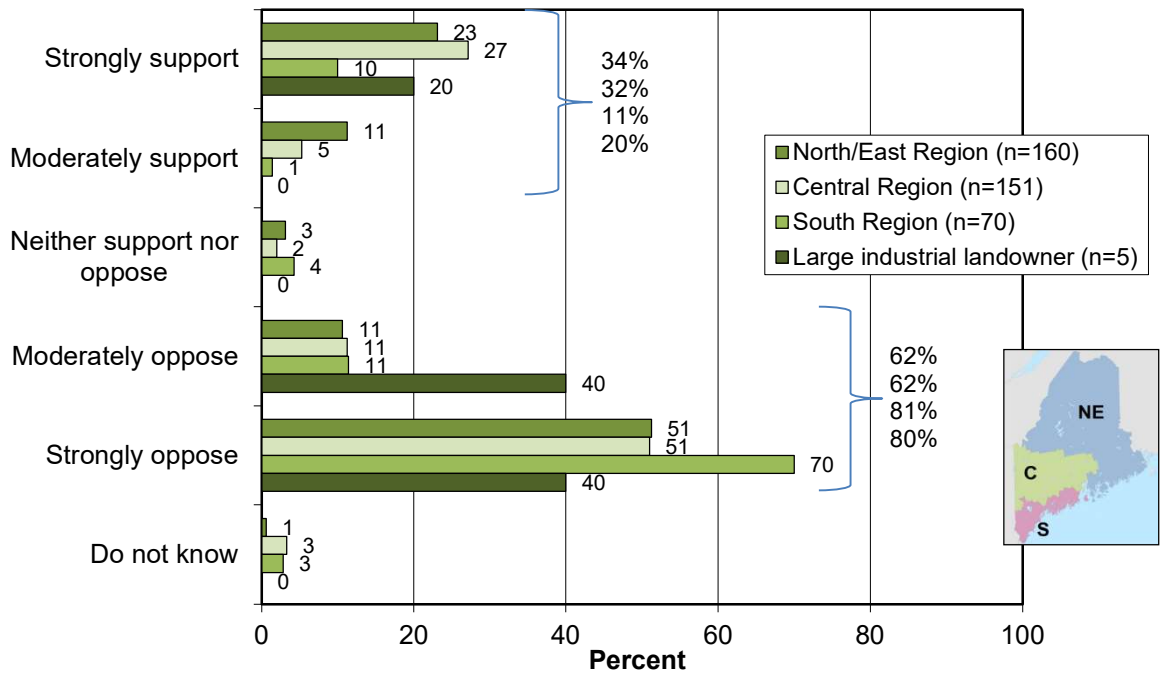
- Among the general population, support for Sunday hunting increased from 34% to 38%, and opposition dropped a percent (54% to 53%).
- A 1-percent increase in support was observed in hunters (69% to 70% support; still at 23% who oppose).
- Among landowners in the North/East Region, support increased from 33% to 34%, with no change in opposition (62%). However, support dropped slightly in the Central and South Regions (33% to 32% and 13% to 11%, respectively).



Maine is one of only two states that do not allow Sunday hunting. Knowing this, do you support or oppose allowing Sunday hunting in Maine during established hunting seasons? (Hunters)

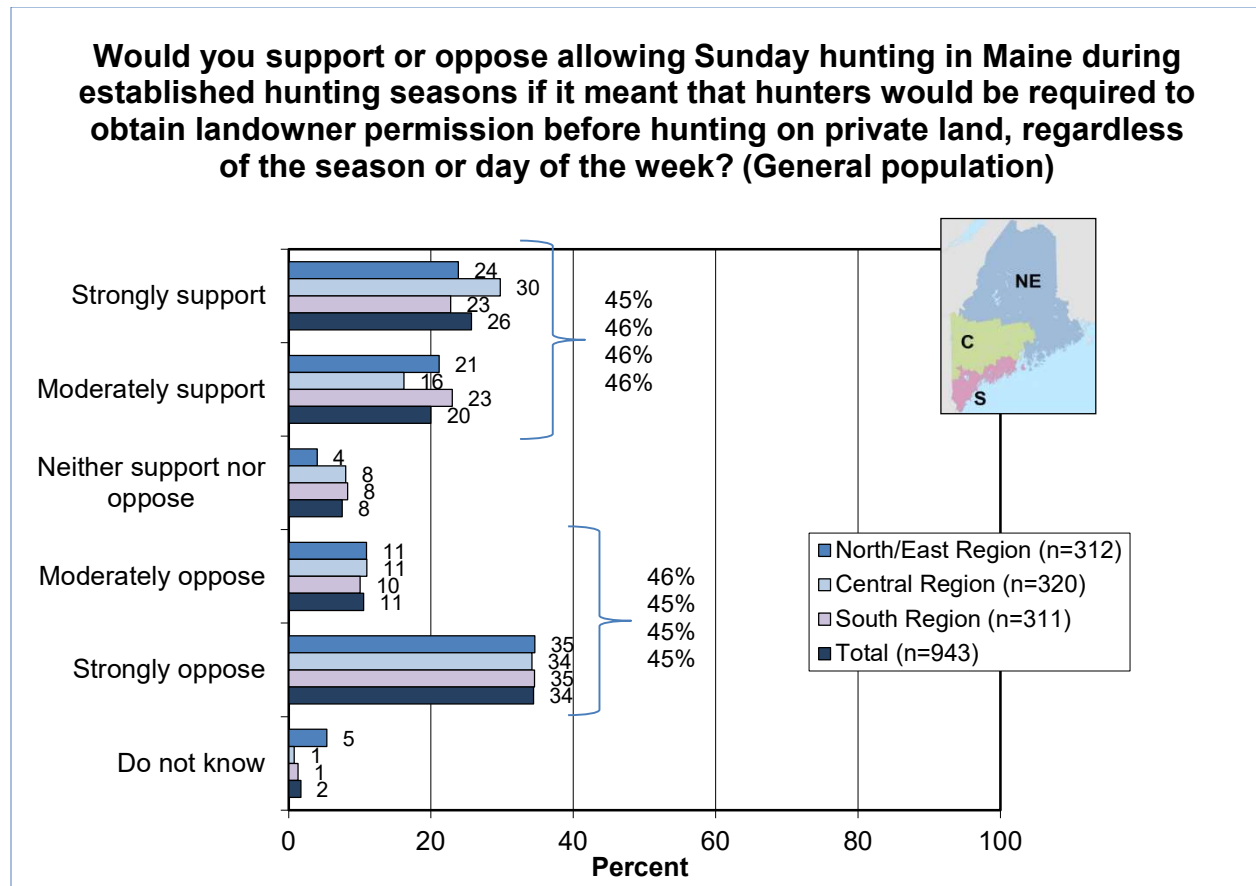


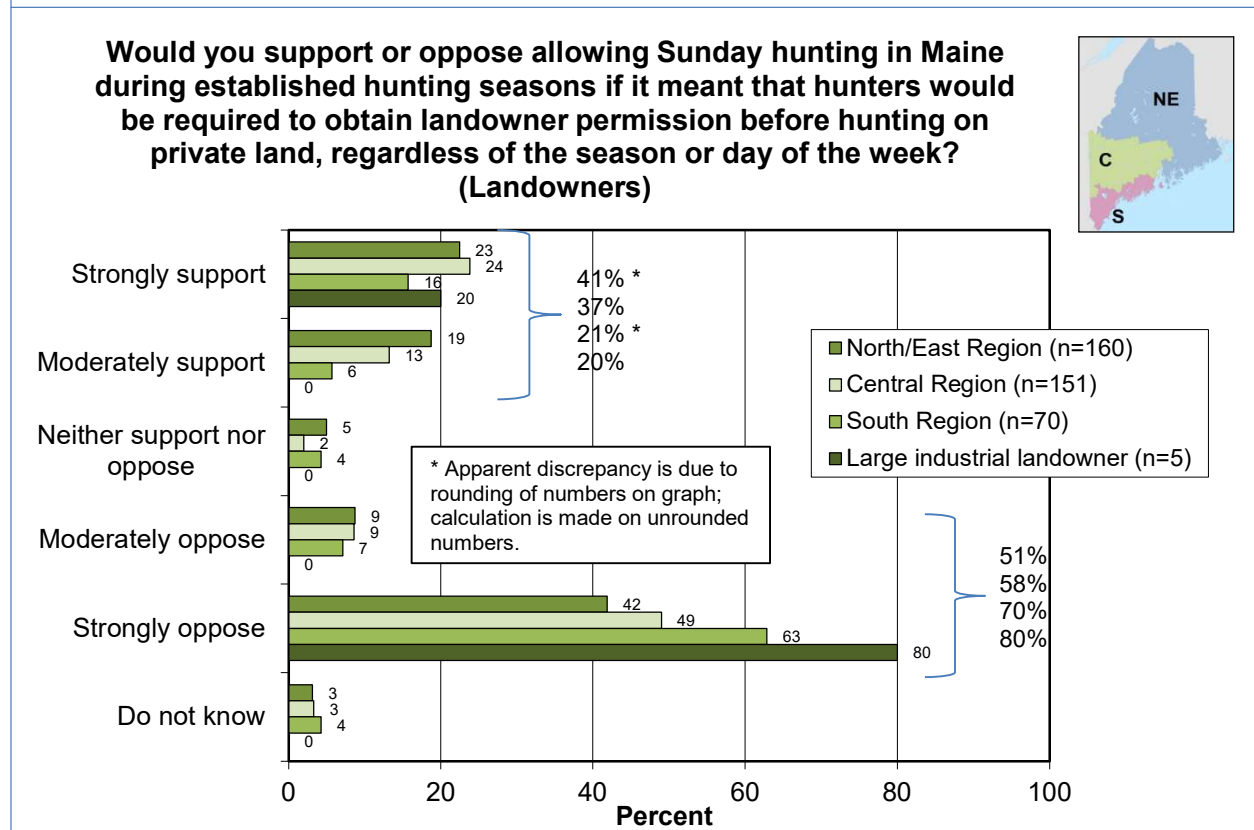
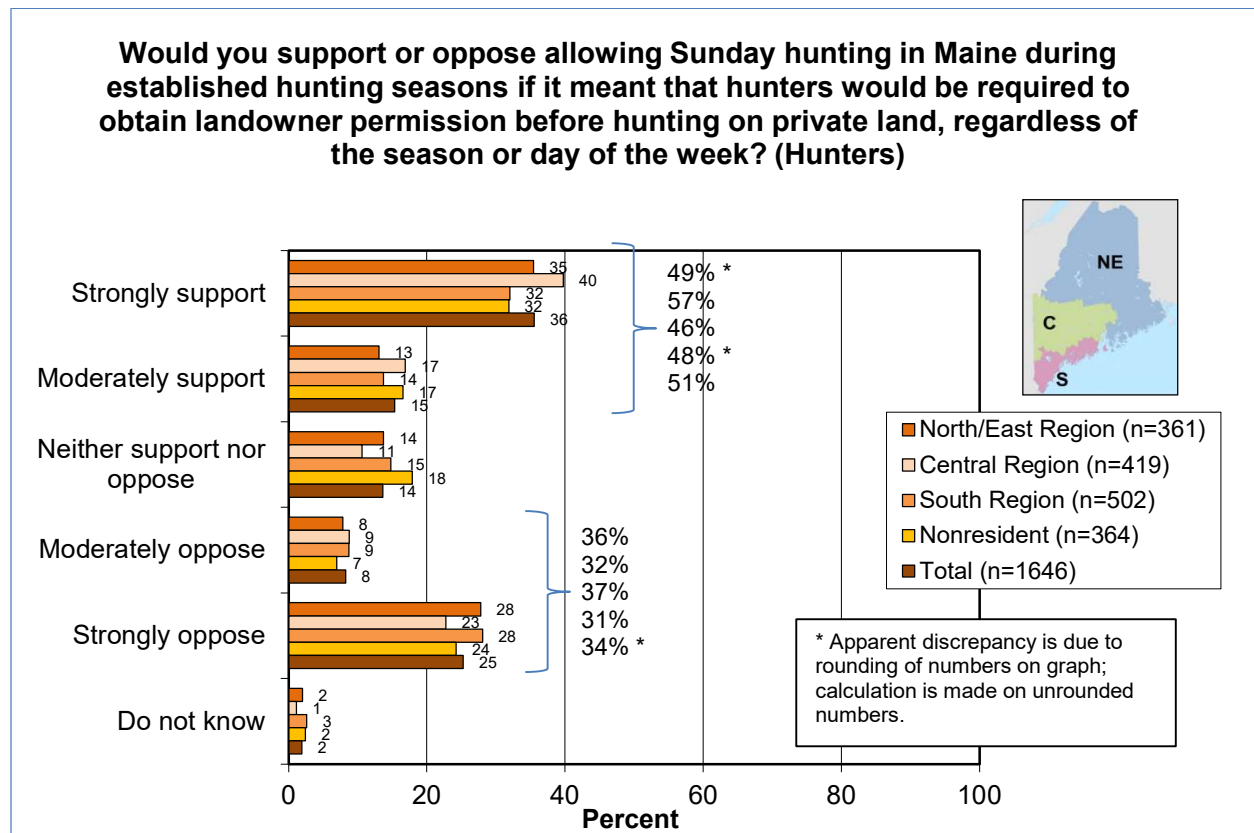
Maine is one of only two states that do not allow Sunday hunting. Knowing this, do you support or oppose allowing Sunday hunting in Maine during established hunting seasons? (Landowners)



Next, the survey asked respondents if they would support or oppose Sunday hunting if it meant that hunters would be required to obtain landowner permission before hunting on their land, regardless of the season or day of the week. Again, comparing these results to those from the initial question:

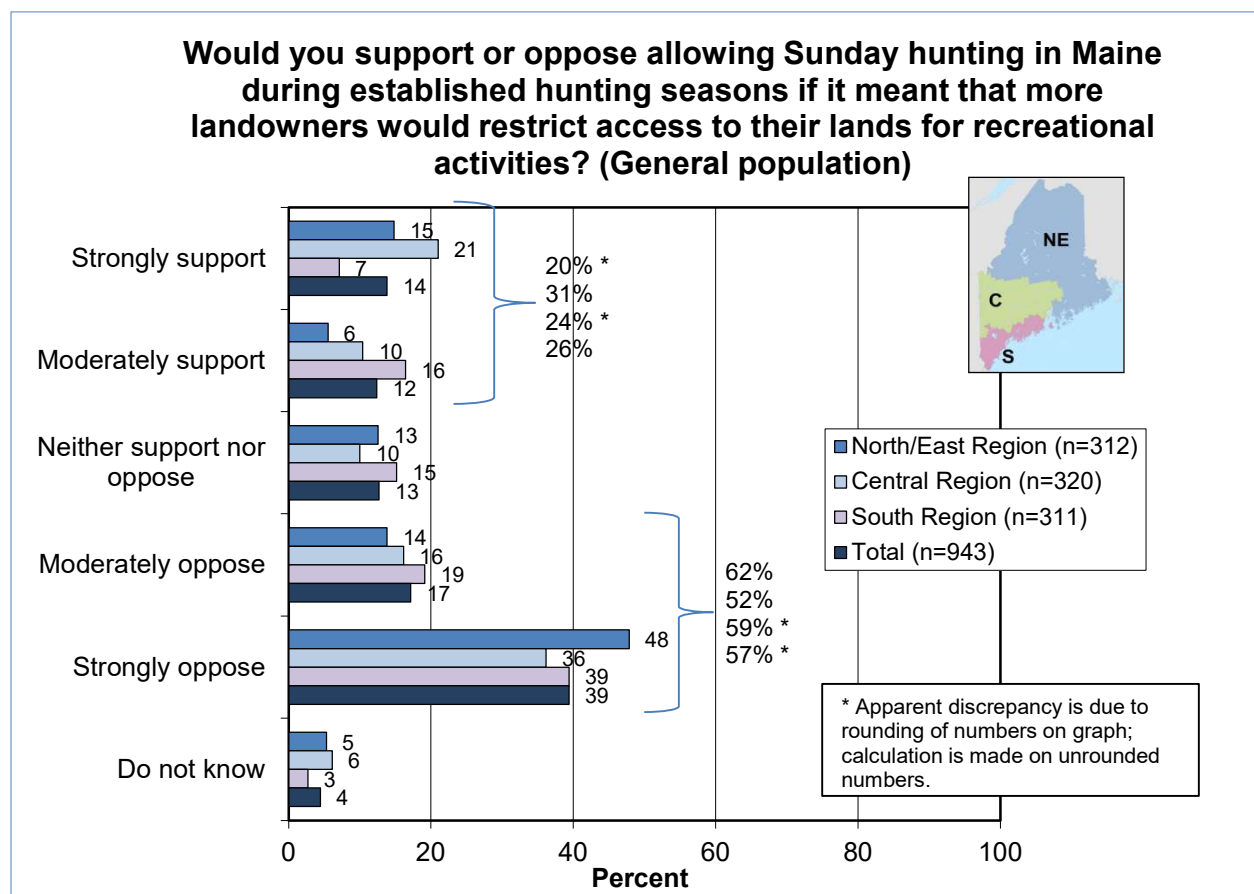
- Support among the general population jumped from 34% to 45% and opposition decreased from 54% to 45%.
- In contrast, support among hunters dropped from 69% to 51% and opposition increased from 23% to 34%.
- As with residents, this condition increased support among landowners. In the North/East Region, support increased from 33% to 41% and opposition decreased from 62% to 51%; in the Central Region, support increased from 33% to 37% and opposition decreased from 61% to 58%; and in the South Region, support increased from 13% to 21% and opposition decreased from 81% to 70%.



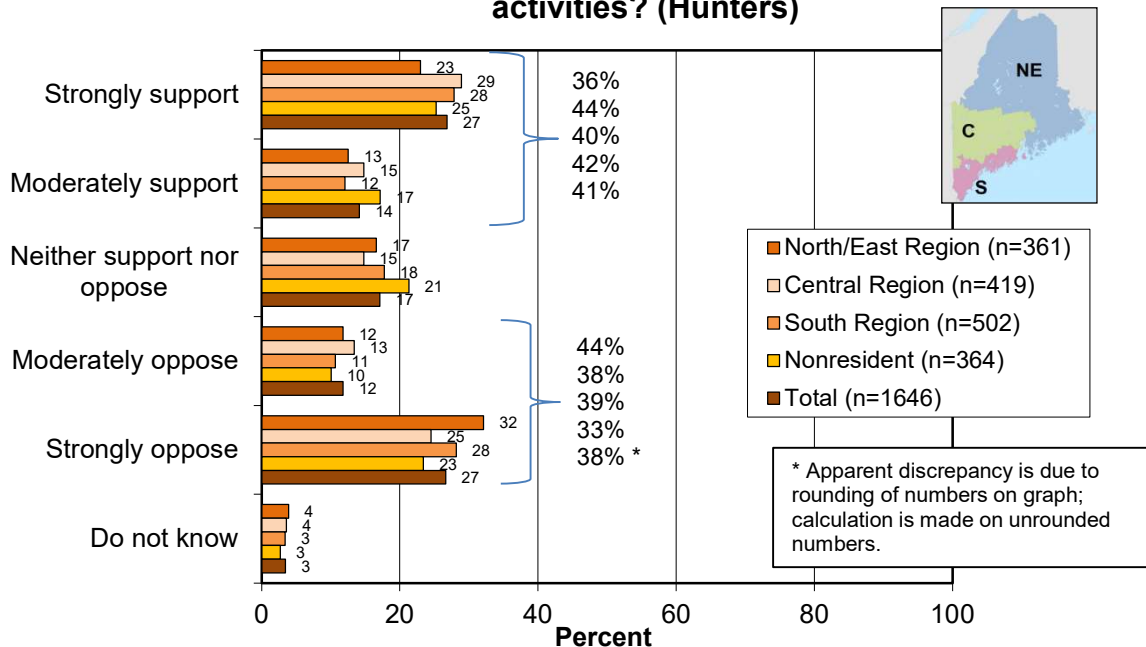


The survey measured support for or opposition to Sunday hunting under the scenario that more landowners would restrict access to their lands for recreational activities. This condition was unpopular among all groups. Comparing these results to those from the initial question:

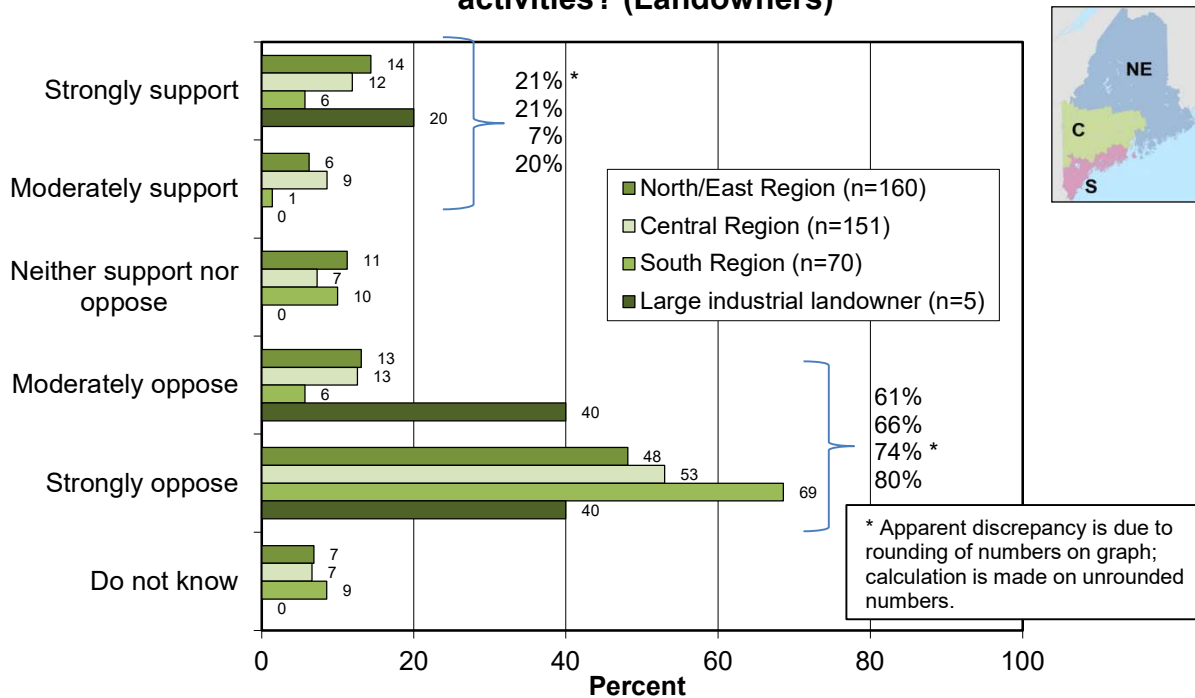
- Support among the general population dropped from 34% to 26% and opposition slightly increased from 54% to 57%.
- Support among hunters plummeted from 69% to 41% and opposition increased from 23% to 38%.
- In the North/East Region, support decreased from 33% to 21%, although opposition slightly decreased from 62% to 61%; in the Central Region, support dropped from 33% to 21% and opposition increased from 61% to 66%; and in the South Region, support decreased from 13% to 7%, although opposition decreased from 81% to 74%.



Would you support or oppose allowing Sunday hunting in Maine during established hunting seasons if it meant that more landowners would restrict access to their lands for recreational activities? (Hunters)

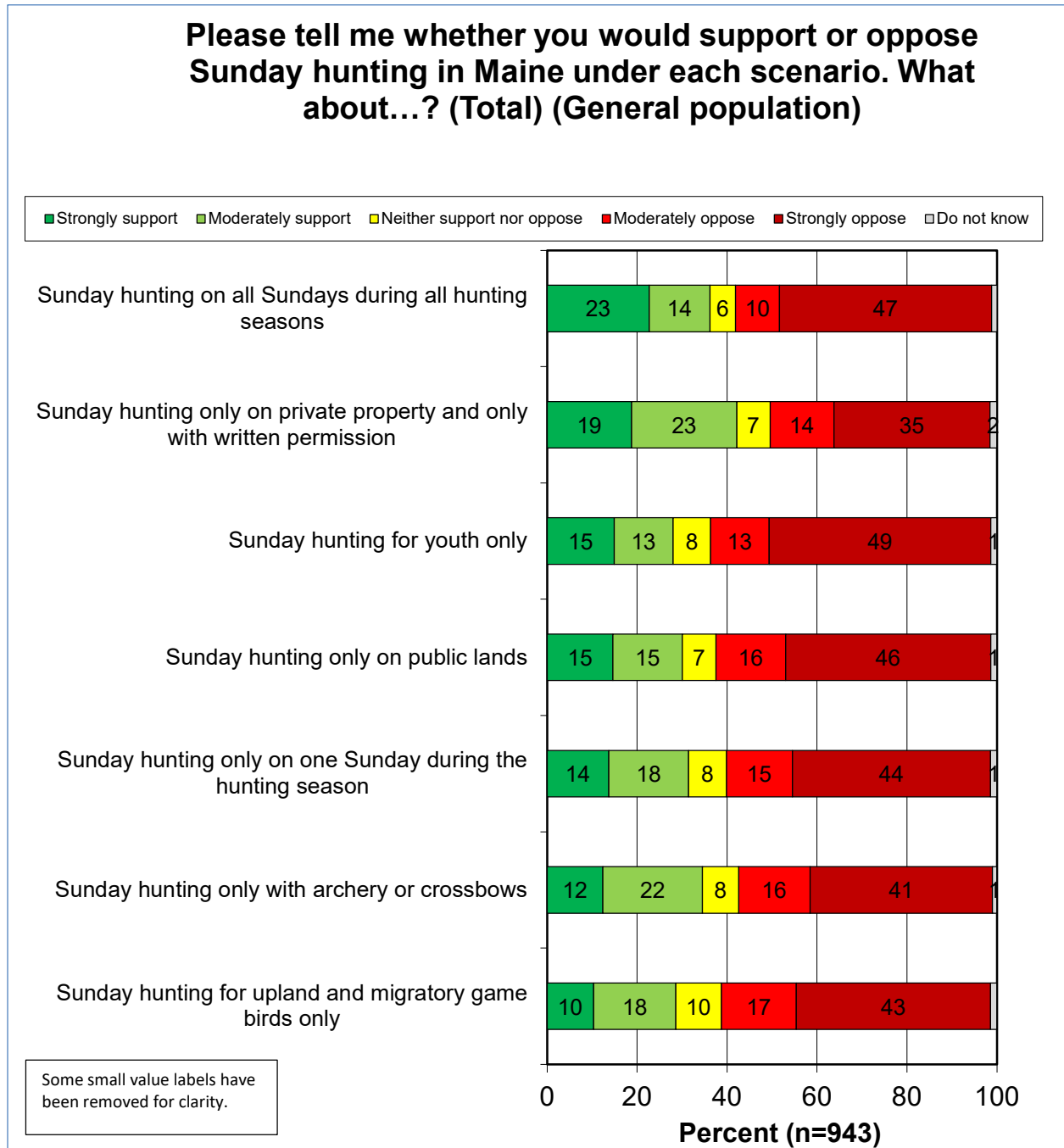


Would you support or oppose allowing Sunday hunting in Maine during established hunting seasons if it meant that more landowners would restrict access to their lands for recreational activities? (Landowners)



SUNDAY HUNTING PROPOSALS

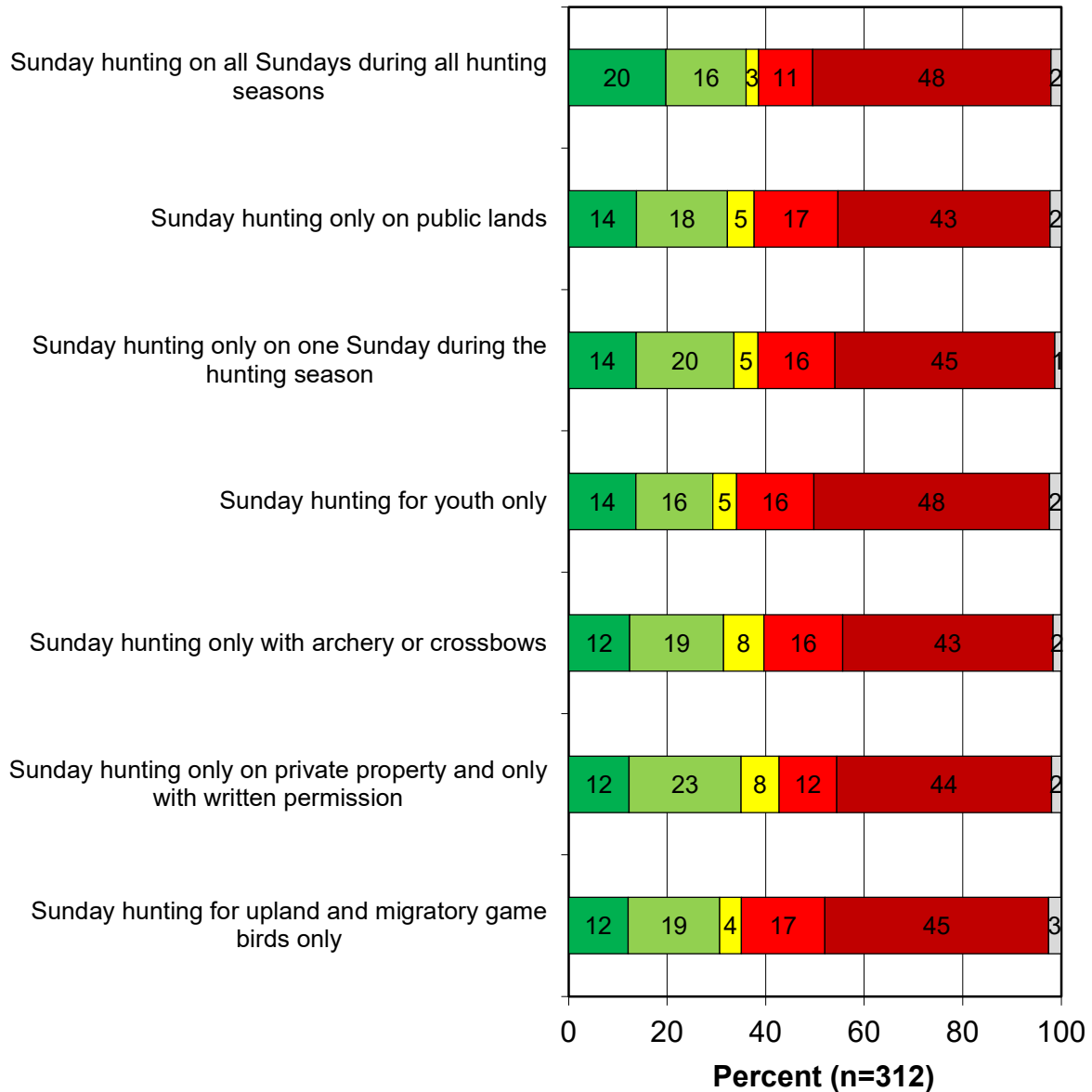
Continuing in the vein of the preceding questions, the survey presented a series of seven conditions or scenarios in which Sunday hunting would be allowed, and residents were asked if they would support or oppose each. Residents have more opposition to than support for Sunday hunting under each scenario. The ones with the most support, looking at strong or moderate support combined, are for Sunday hunting only on private property with written permission (42% strongly or moderately support this) and for Sunday hunting on all Sundays during all seasons (37%). Total support ranges from 28% to 34% for the other five scenarios.



Please tell me whether you would support or oppose Sunday hunting in Maine under each scenario. What about...? (North/East Region) (General population)



■ Strongly support
 ■ Moderately support
 ■ Neither support nor oppose
 ■ Moderately oppose
 ■ Strongly oppose
 ■ Do not know



Please tell me whether you would support or oppose Sunday hunting in Maine under each scenario. What about...? (Central Region) (General population)



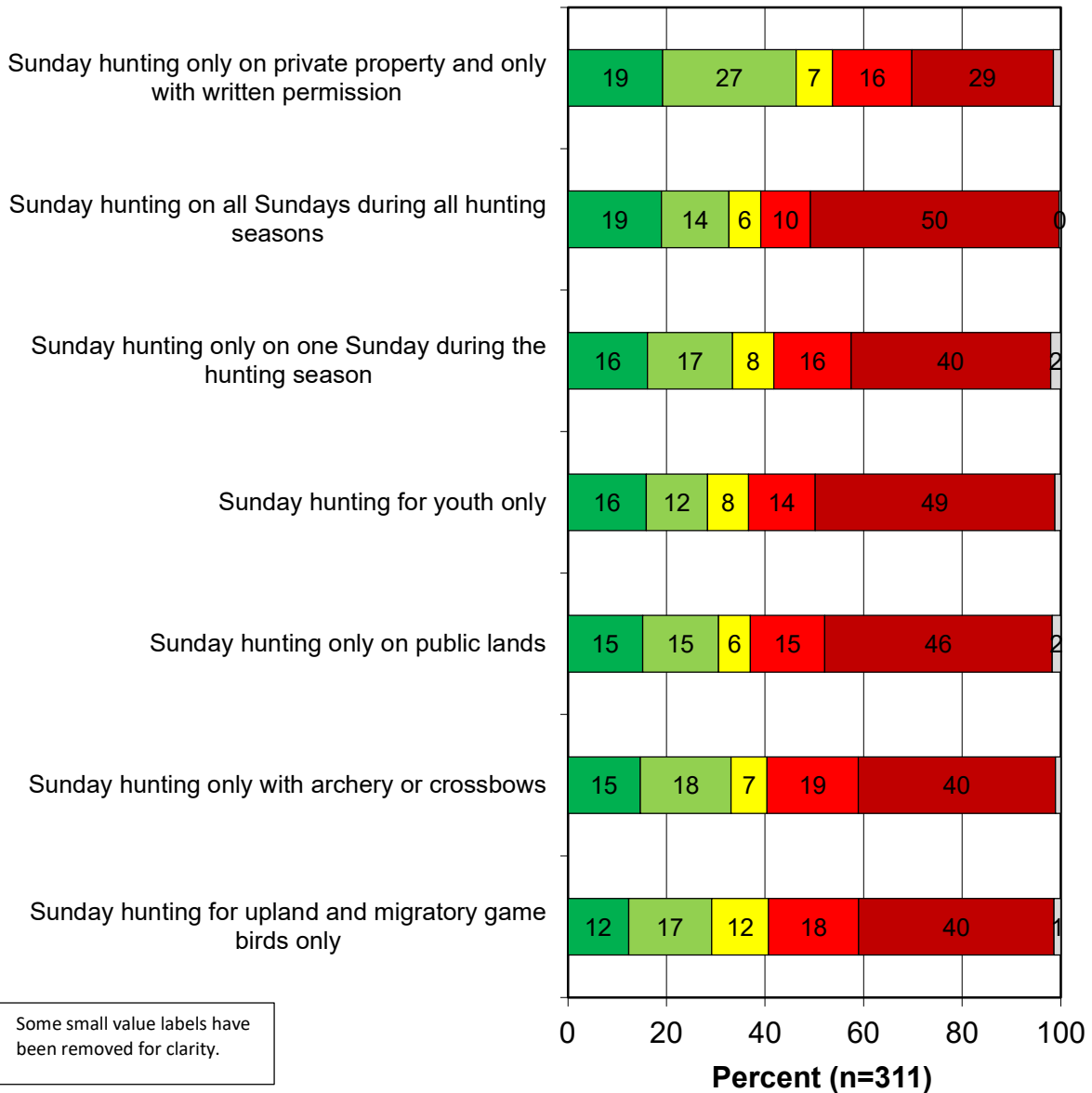
■ Strongly support
 ■ Moderately support
 ■ Neither support nor oppose
 ■ Moderately oppose
 ■ Strongly oppose
 Do not know



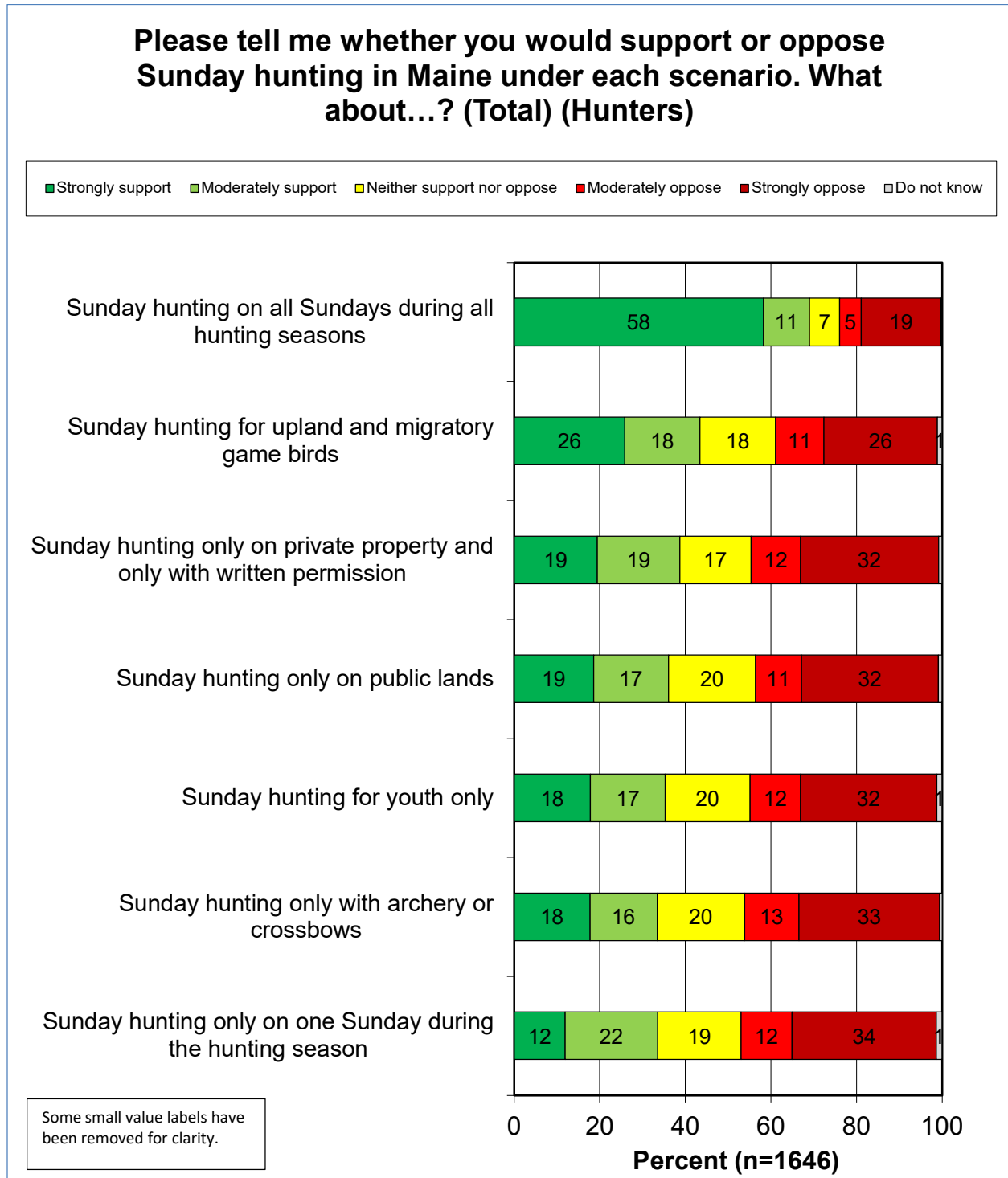
Please tell me whether you would support or oppose Sunday hunting in Maine under each scenario. What about...? (South Region) (General population)



■ Strongly support
 ■ Moderately support
 ■ Neither support nor oppose
 ■ Moderately oppose
 ■ Strongly oppose
 □ Do not know



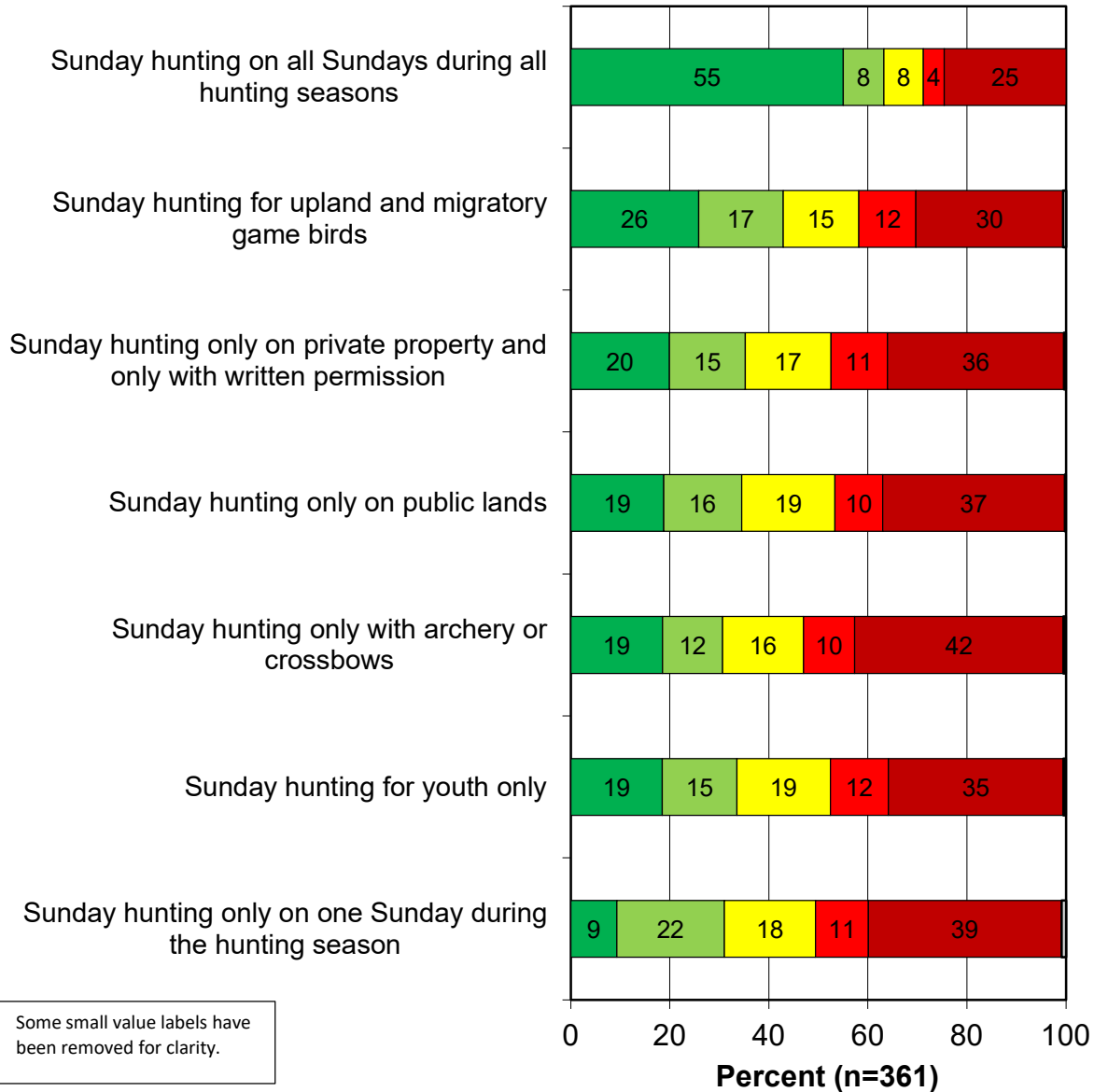
By far, of the seven options, hunters have the most support for Sunday hunting on all Sundays during all hunting seasons (69% overall support, with 58% being strong support). The only other scenario with more support (44%) than opposition (37%) is Sunday hunting for upland and migratory game birds. The remaining scenarios have support ranging from 34% to 38%.



Please tell me whether you would support or oppose Sunday hunting in Maine under each scenario. What about...? (North/East Region) (Hunters)



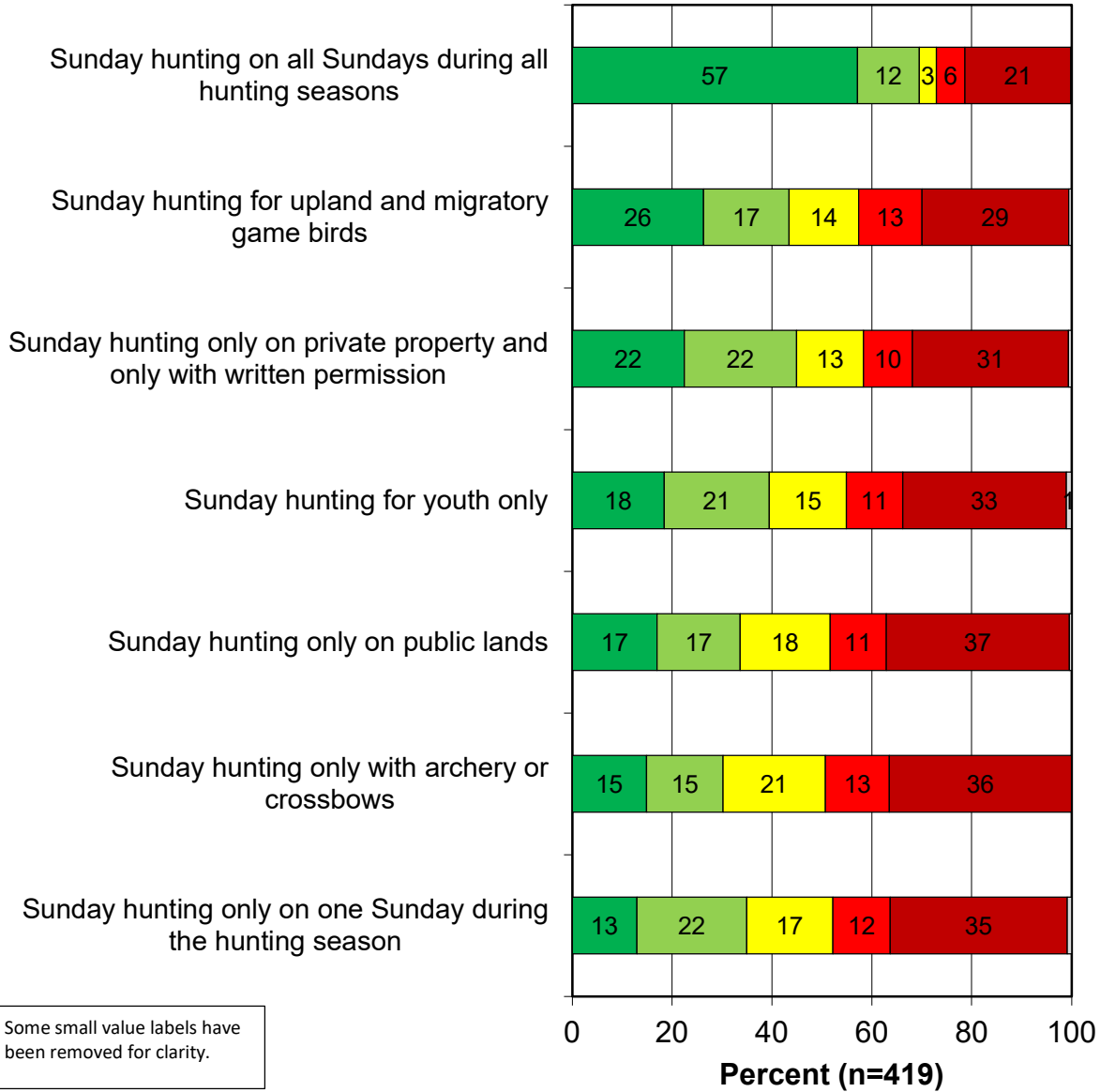
■ Strongly support
 ■ Moderately support
 ■ Neither support nor oppose
 ■ Moderately oppose
 ■ Strongly oppose
 ■ Do not know



Please tell me whether you would support or oppose Sunday hunting in Maine under each scenario. What about...? (Central Region) (Hunters)



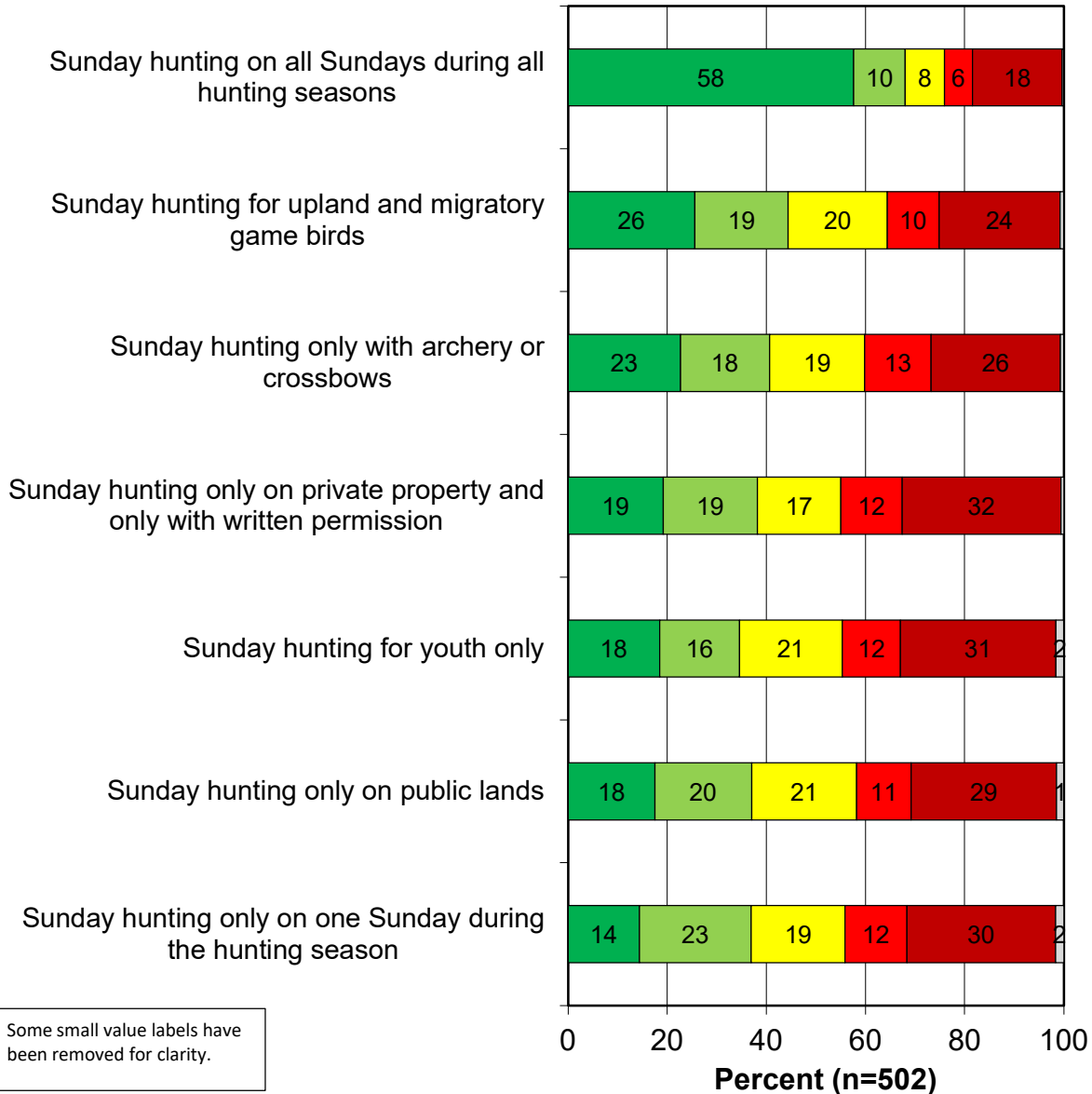
■ Strongly support
 ■ Moderately support
 ■ Neither support nor oppose
 ■ Moderately oppose
 ■ Strongly oppose
 □ Do not know



Please tell me whether you would support or oppose Sunday hunting in Maine under each scenario. What about...? (South Region) (Hunters)

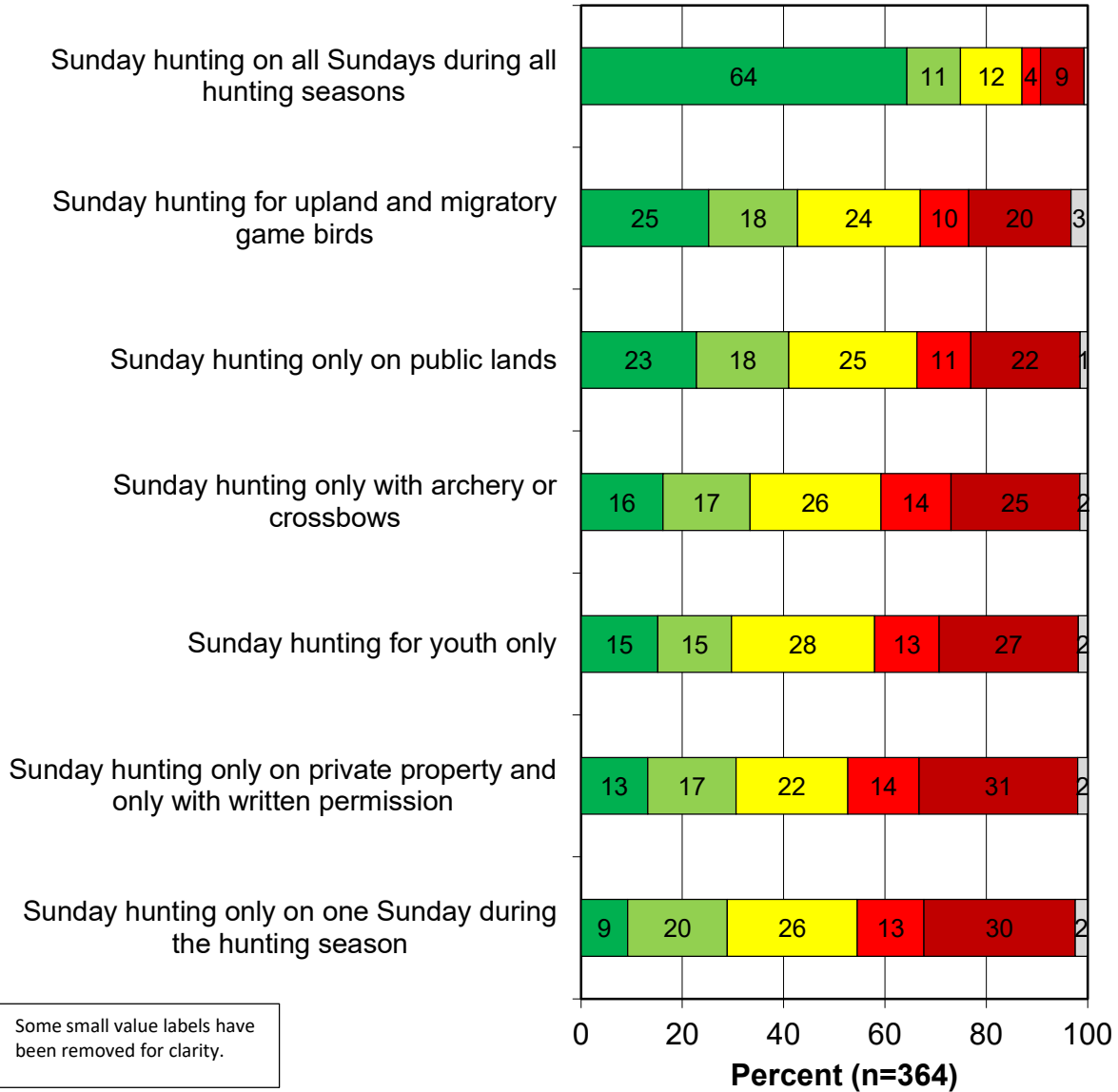


■ Strongly support
 ■ Moderately support
 ■ Neither support nor oppose
 ■ Moderately oppose
 ■ Strongly oppose
 □ Do not know



Please tell me whether you would support or oppose Sunday hunting in Maine under each scenario. What about...? (Nonresident) (Hunters)

■ Strongly support
 ■ Moderately support
 ■ Neither support nor oppose
 ■ Moderately oppose
 ■ Strongly oppose
 ■ Do not know

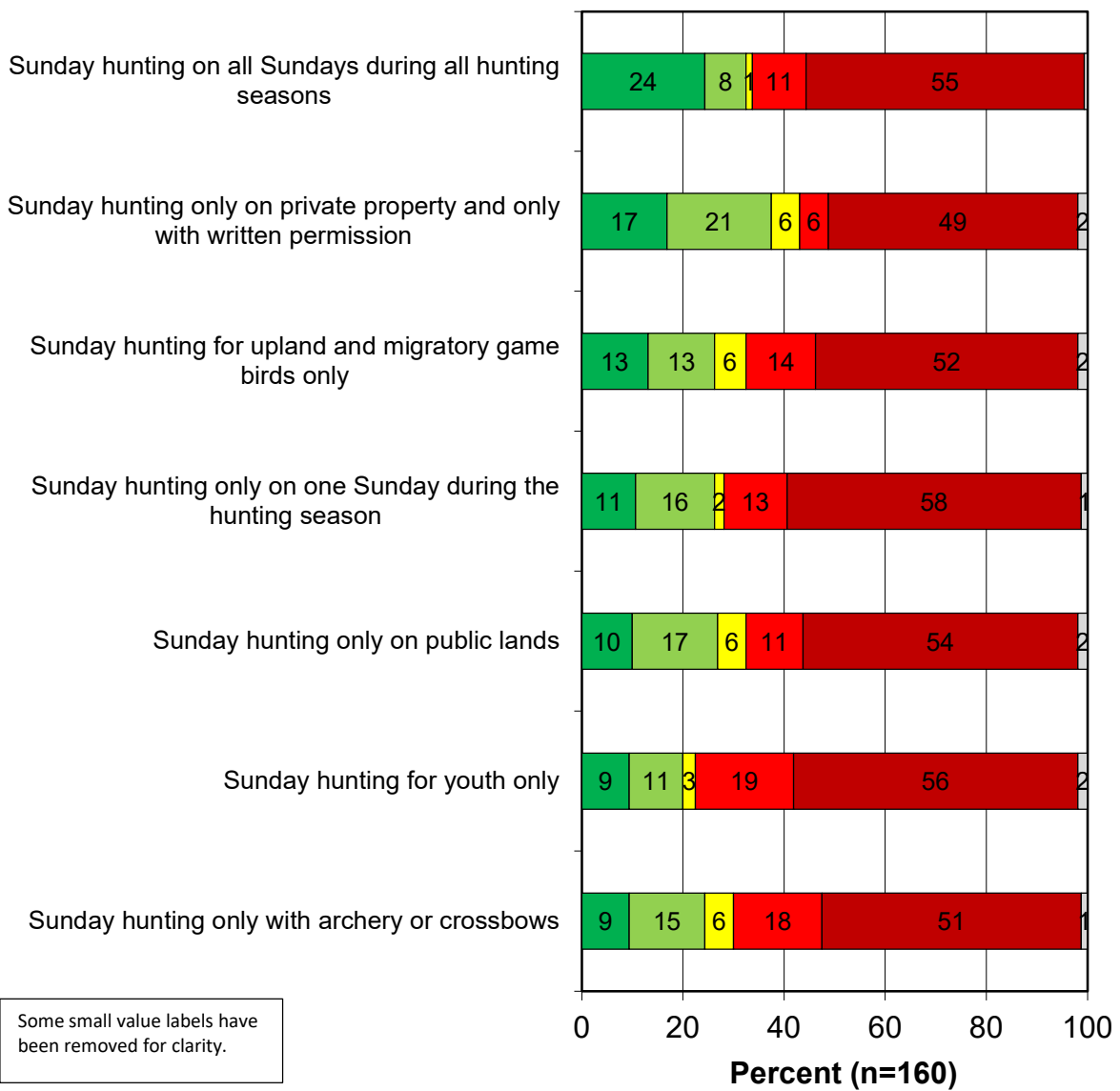


A majority of North/East Region landowners oppose all of the scenarios that allow Sunday hunting. The option with the most support is Sunday hunting only on private property and only with written permission (38% support and 55% oppose).

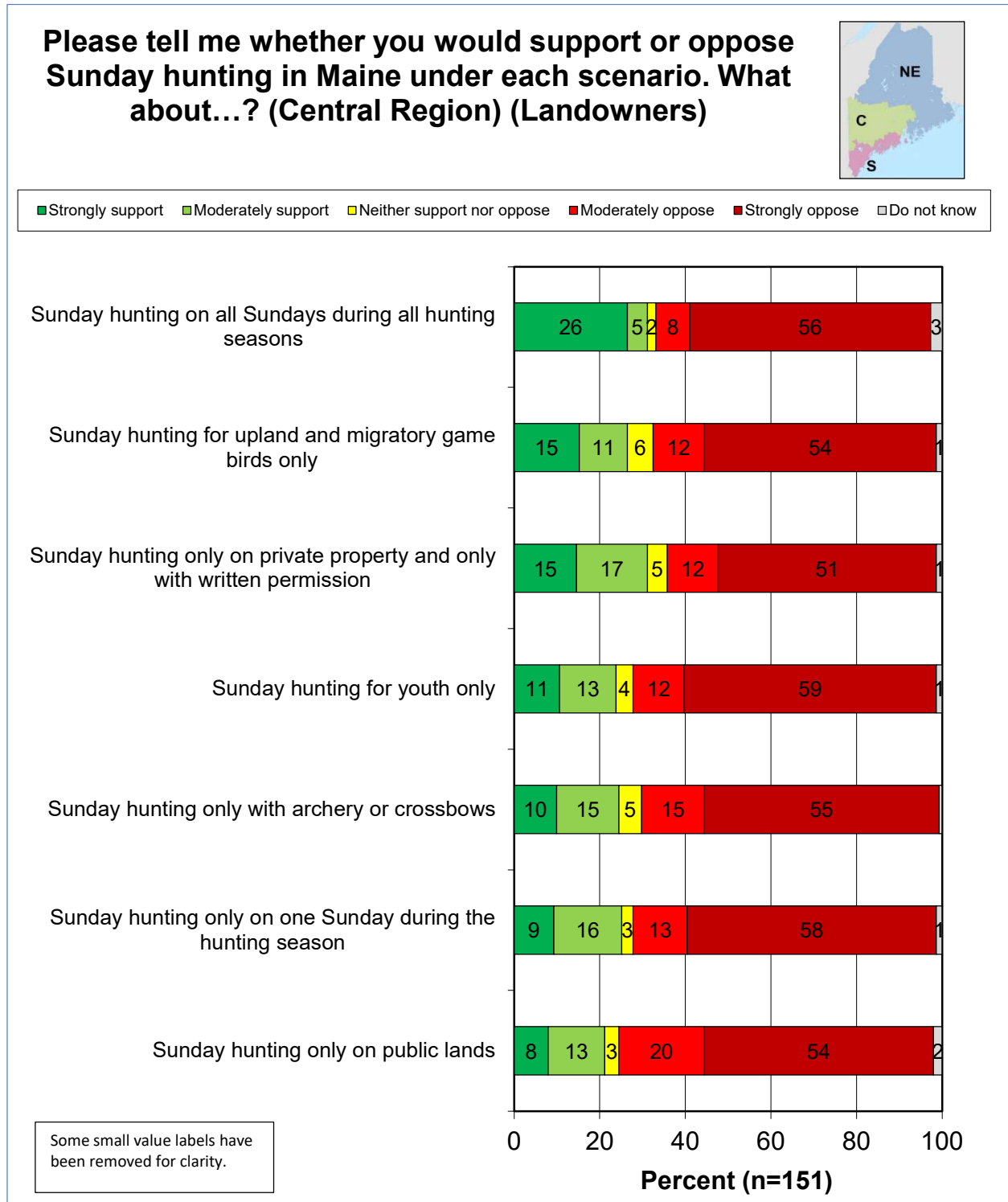
Please tell me whether you would support or oppose Sunday hunting in Maine under each scenario. What about...? (North/East Region) (Landowners)



■ Strongly support
 ■ Moderately support
 ■ Neither support nor oppose
 ■ Moderately oppose
 ■ Strongly oppose
 □ Do not know



A majority of Central Region landowners oppose each of the seven scenarios. Nearly a third support Sunday hunting on all Sundays during all seasons and Sunday hunting only on private property with written permission.

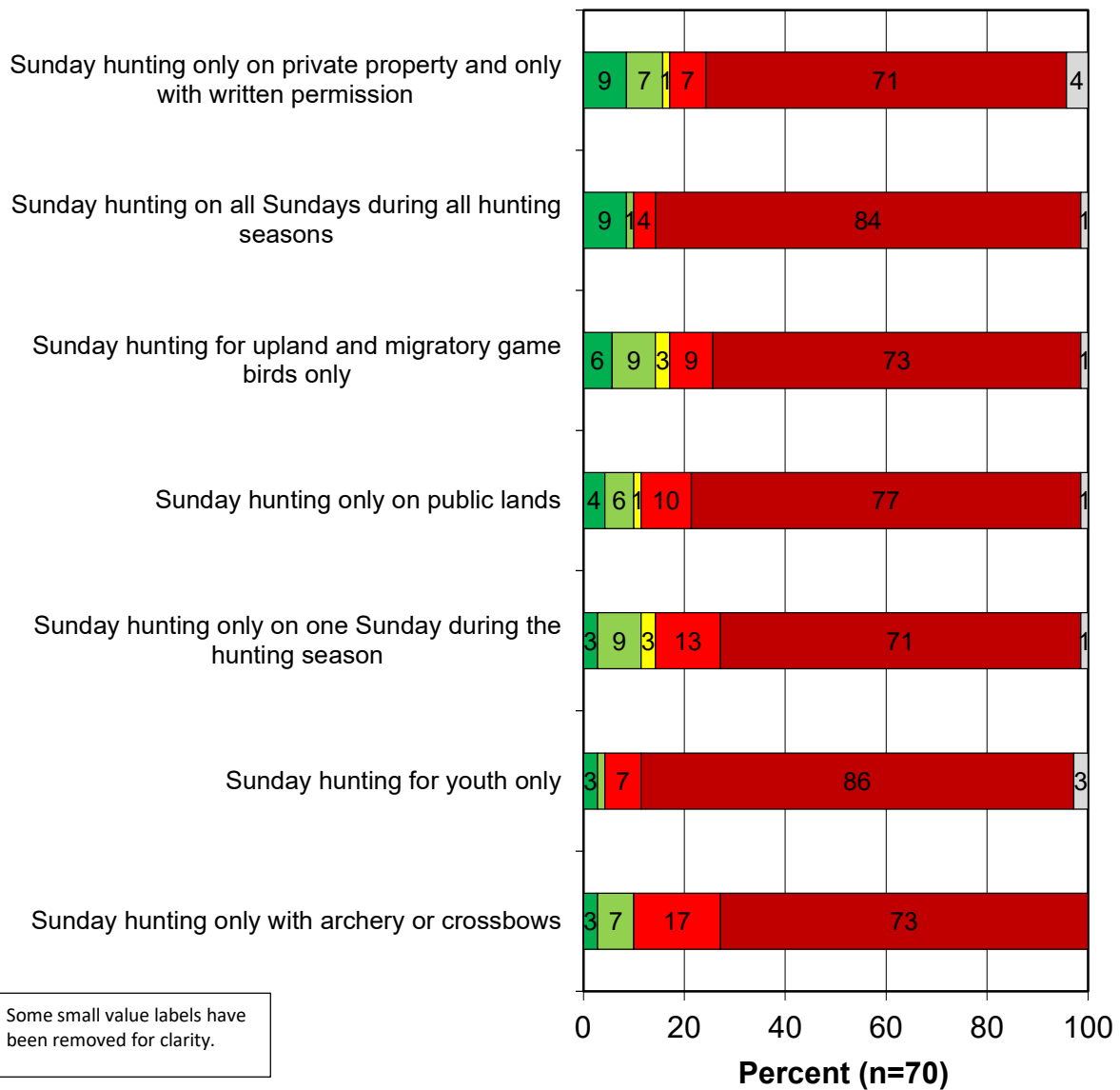


South Region landowners overwhelmingly oppose Sunday hunting under all of the scenarios, with opposition ranging from 78% to 93%.

Please tell me whether you would support or oppose Sunday hunting in Maine under each scenario. What about...? (South Region) (Landowners)



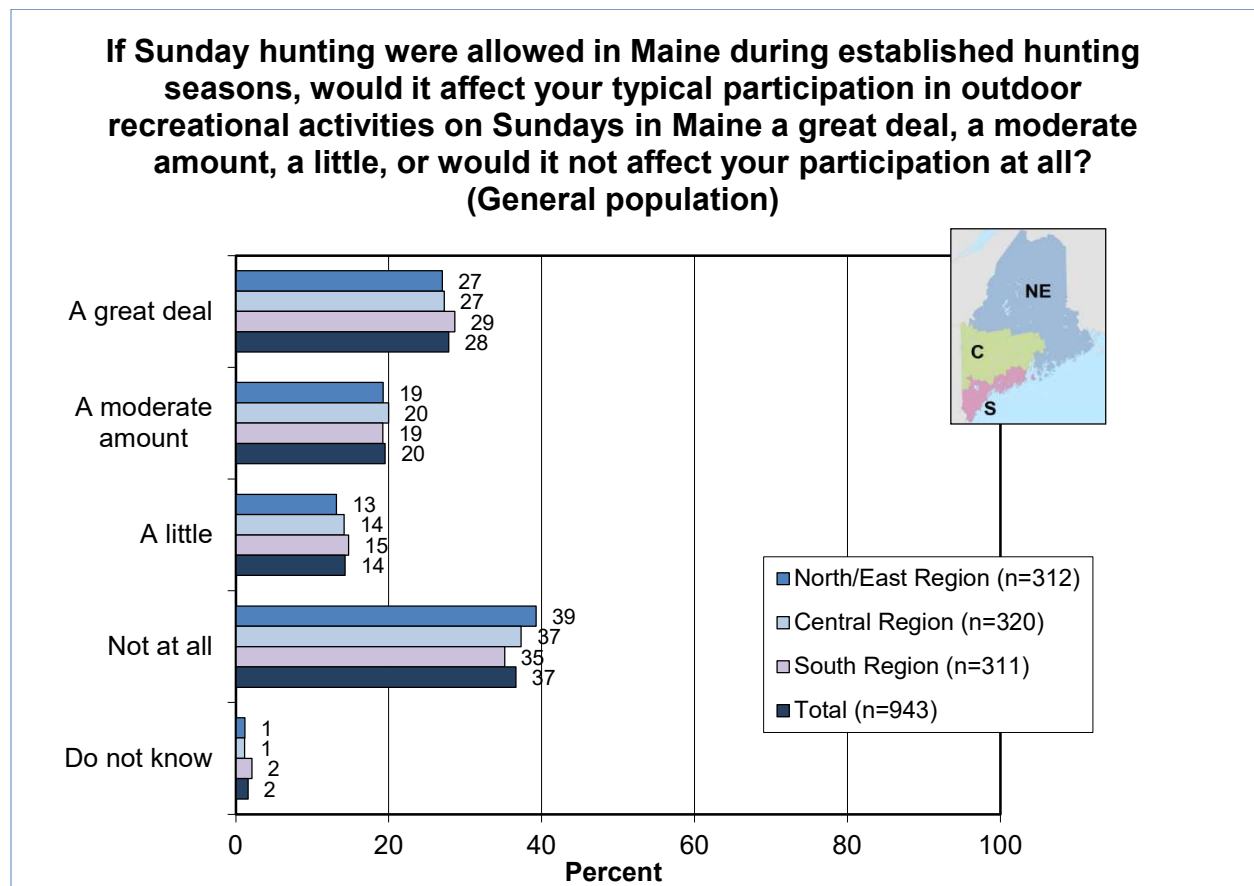
■ Strongly support
 ■ Moderately support
 ■ Neither support nor oppose
 ■ Moderately oppose
 ■ Strongly oppose
 ■ Do not know

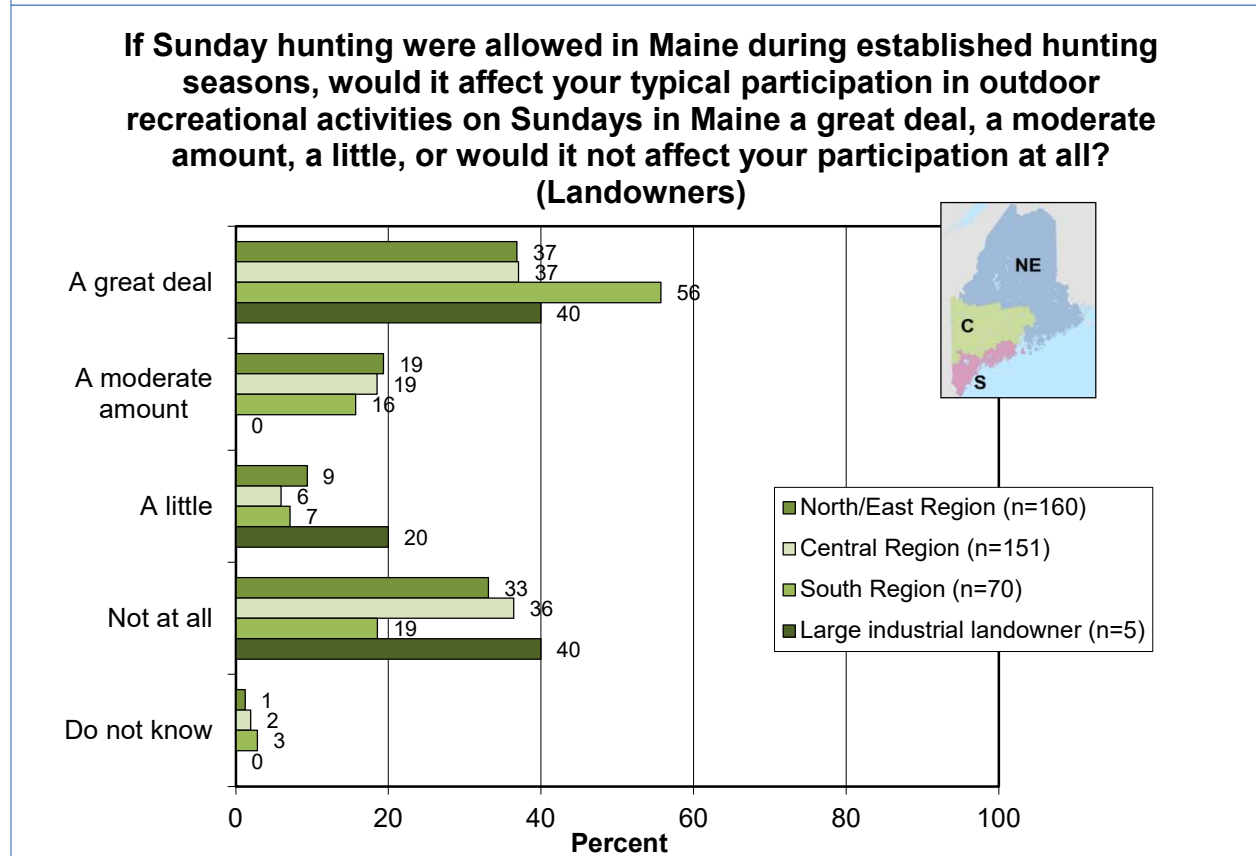
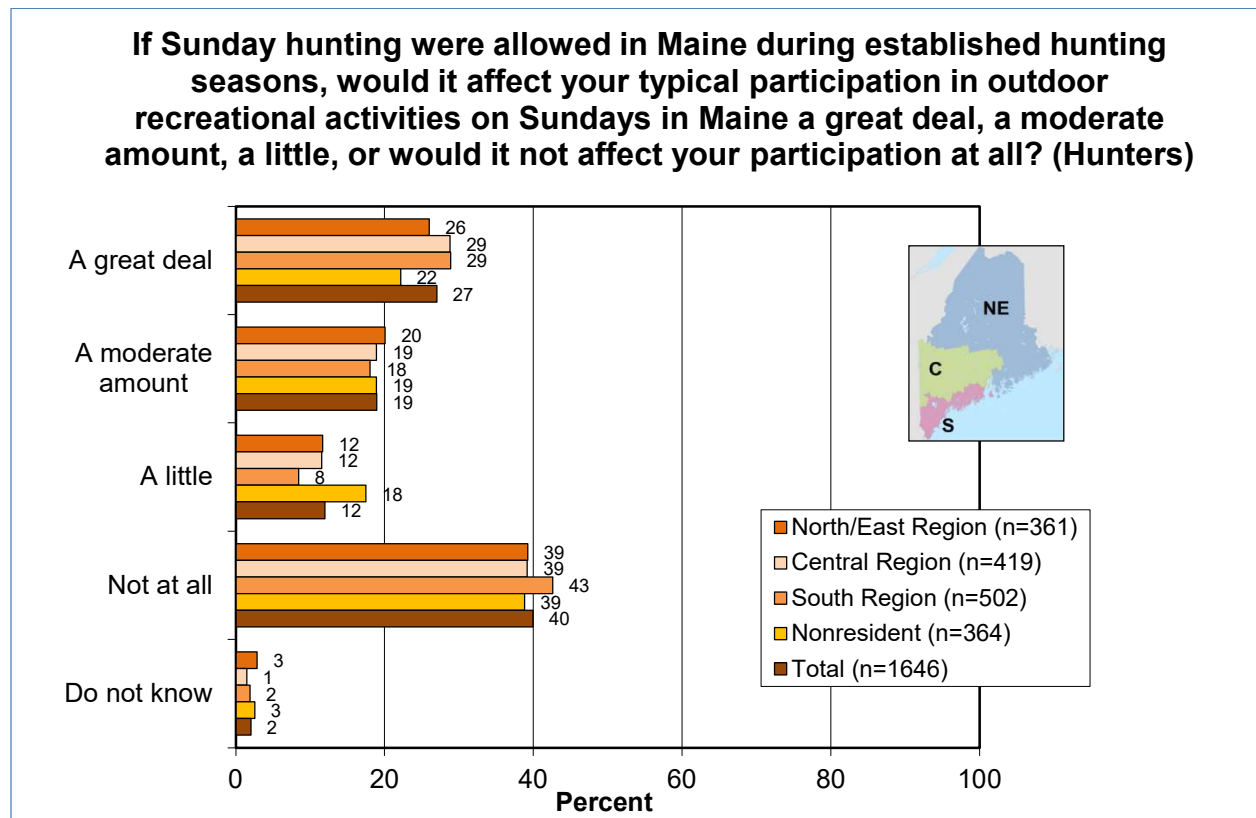


IMPACTS OF SUNDAY HUNTING

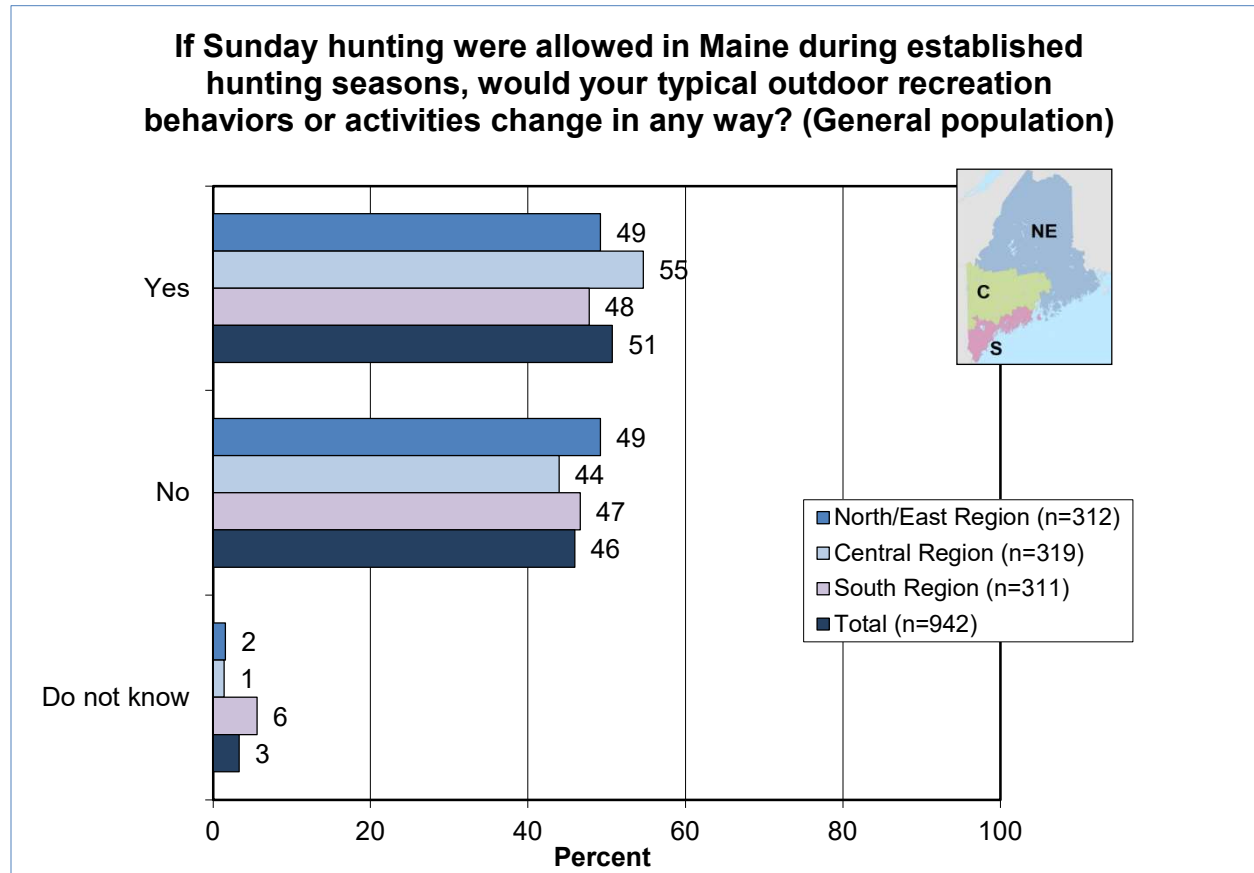
Respondents were asked, if Sunday hunting were allowed in Maine during established hunting seasons, if it would affect their typical participation in outdoor recreation on Sundays a great deal, a moderate amount, a little, or not at all (note that the question applies to any form of outdoor recreation, including hunting).

- A majority of residents (62%) say that their outdoor recreation participation would be affected by Sunday hunting: 28% would be affected a great deal, 20% would be a moderate amount, and 14% would be a little; 37% would not be affected at all.
- A majority of hunters (58%) would be affected: 27% a great deal, 19% a moderate amount, 12% a little; 40% not at all.
- Among landowners in each region:
 - North/East (66% affected): 37% a great deal, 19% a moderate amount, 9% a little; 33% not at all.
 - Central (62% affected): 37% a great deal, 19% a moderate amount, 6% a little; 36% not at all.
 - South (79% affected): 56% a great deal, 16% a moderate amount, 7% a little; 19% not at all.

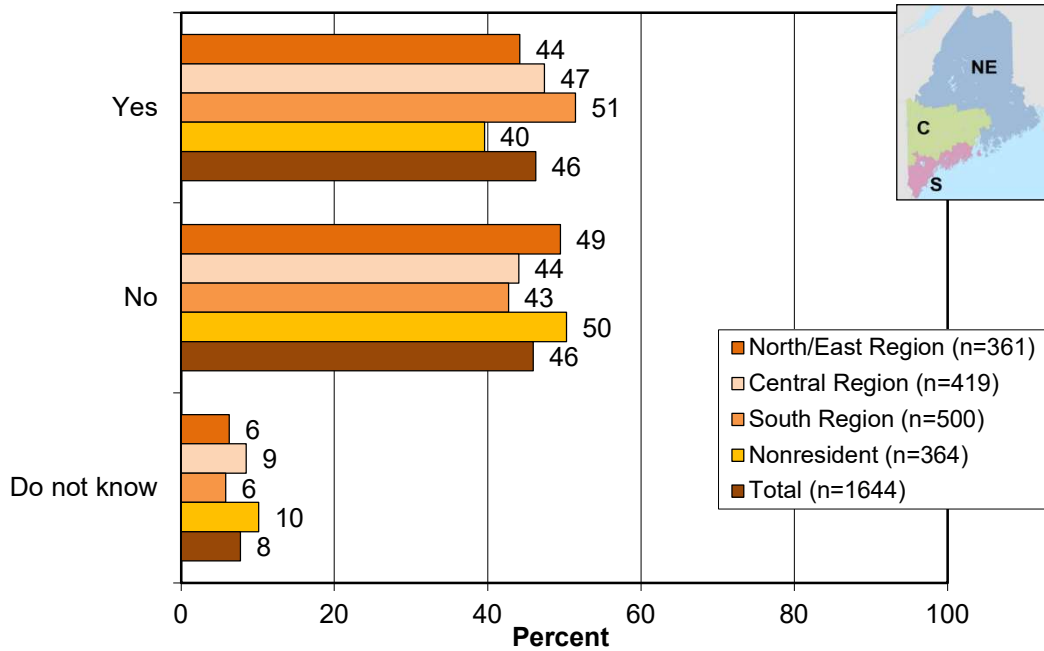




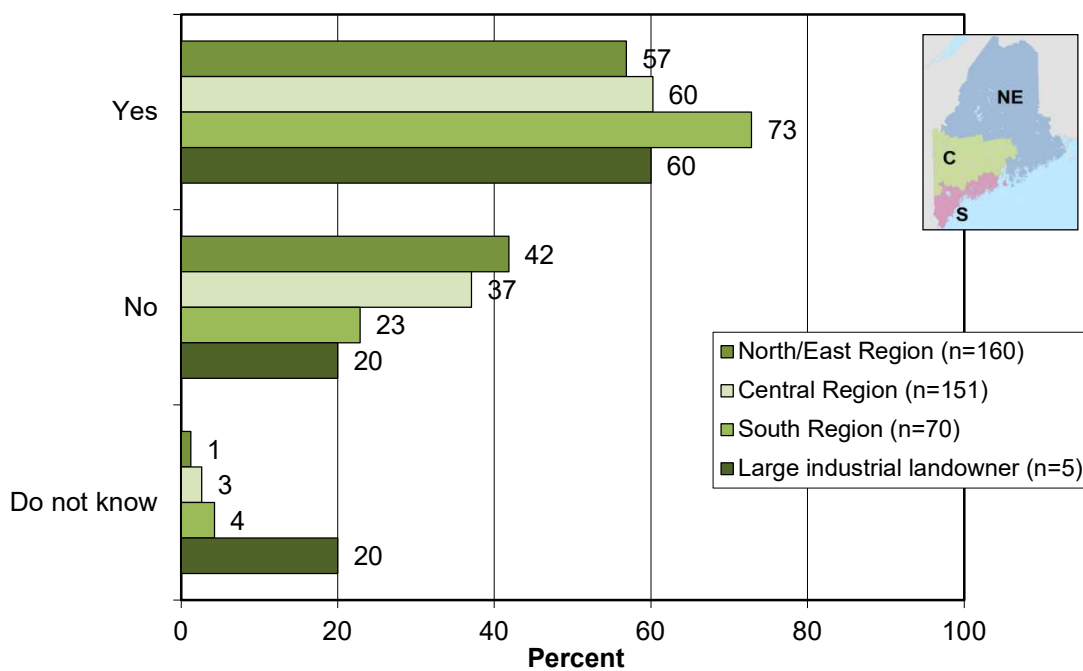
In a similar question, respondents were asked if their typical outdoor recreation behaviors would change in any way if Sunday hunting were allowed (in a yes or no question). Residents are divided on whether their typical outdoor recreation activities would change if Sunday hunting were allowed, with 51% saying it would and 46% saying it would not. Likewise, hunters are split at 46% yes, 46% no. However, majorities of landowners say Sunday hunting would change their outdoor recreation behaviors: 57% in the North/East Region, 60% in the Central Region, and 73% in the South Region say that their typical outdoor recreation activities would change.



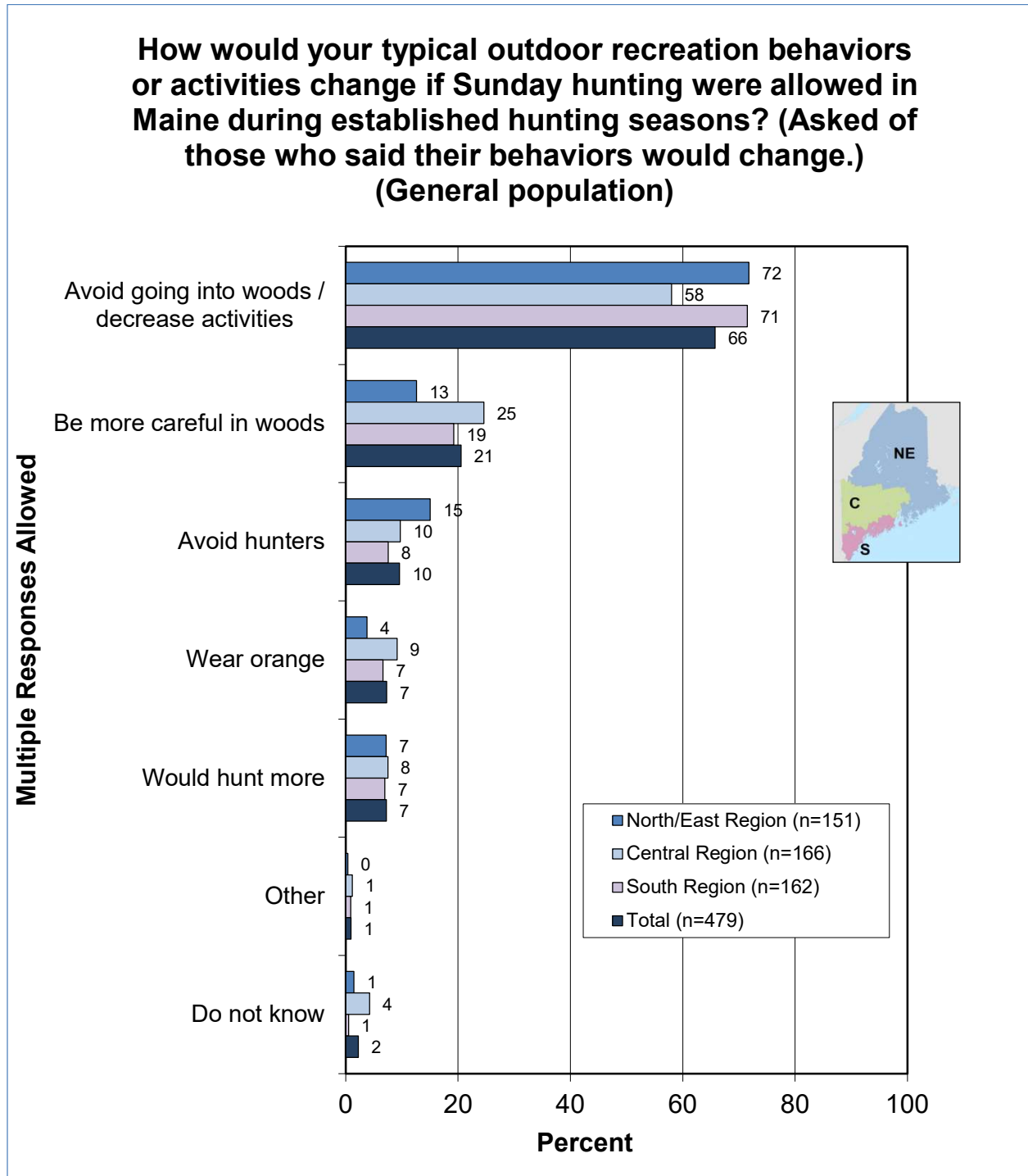
If Sunday hunting were allowed in Maine during established hunting seasons, would your typical outdoor recreation behaviors or activities change in any way? (Hunters)



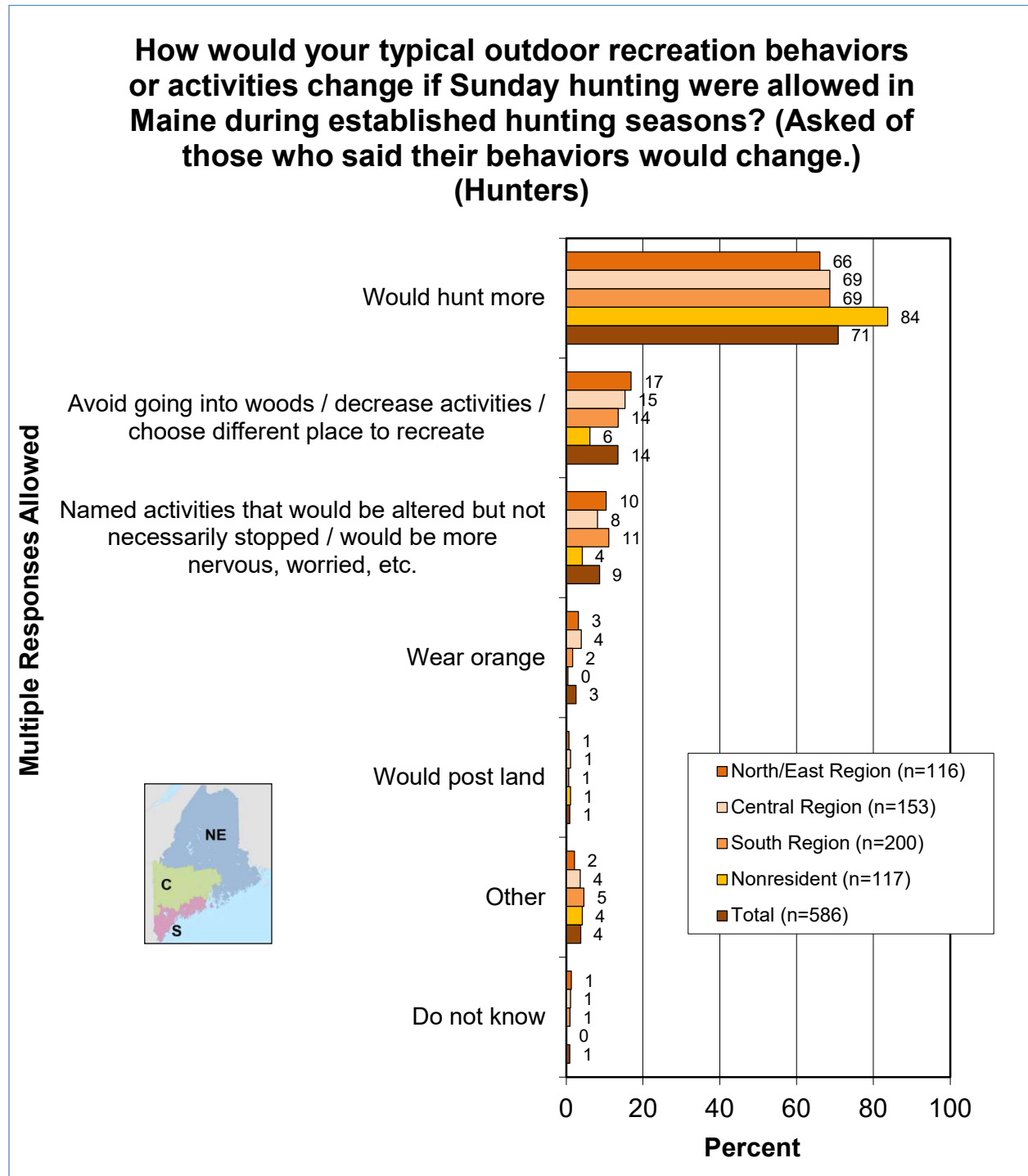
If Sunday hunting were allowed in Maine during established hunting seasons, would your typical outdoor recreation behaviors or activities change in any way? (Landowners)



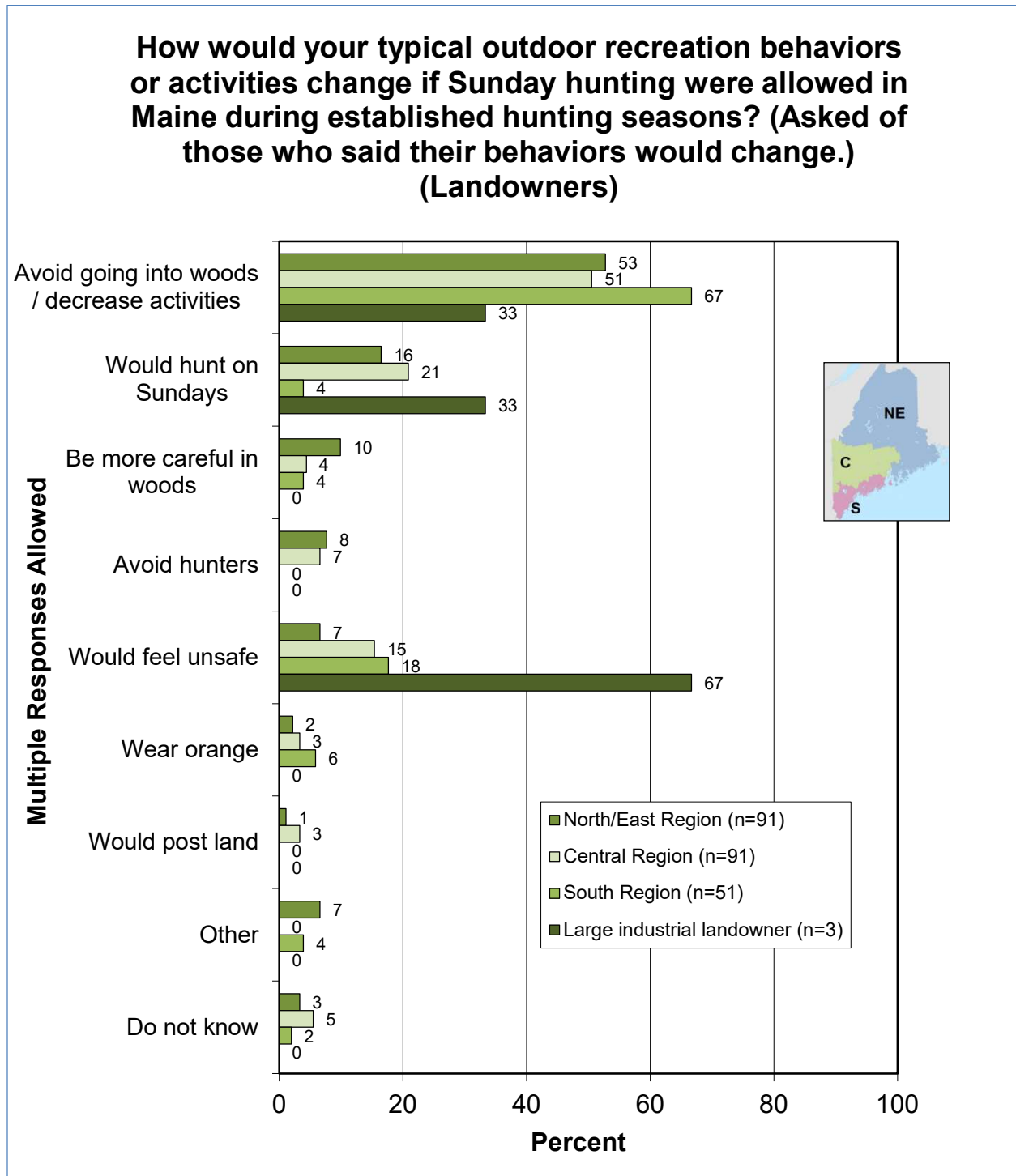
Two thirds of residents who say Sunday hunting would affect their outdoor recreation (66%) say they would go in the woods less or decrease their participation in activities. Other common responses among this group are that they would be more careful in the woods (21%) and avoid hunters (10%).



Among hunters who would change their behaviors if Sunday hunting were allowed, 71% would hunt more.

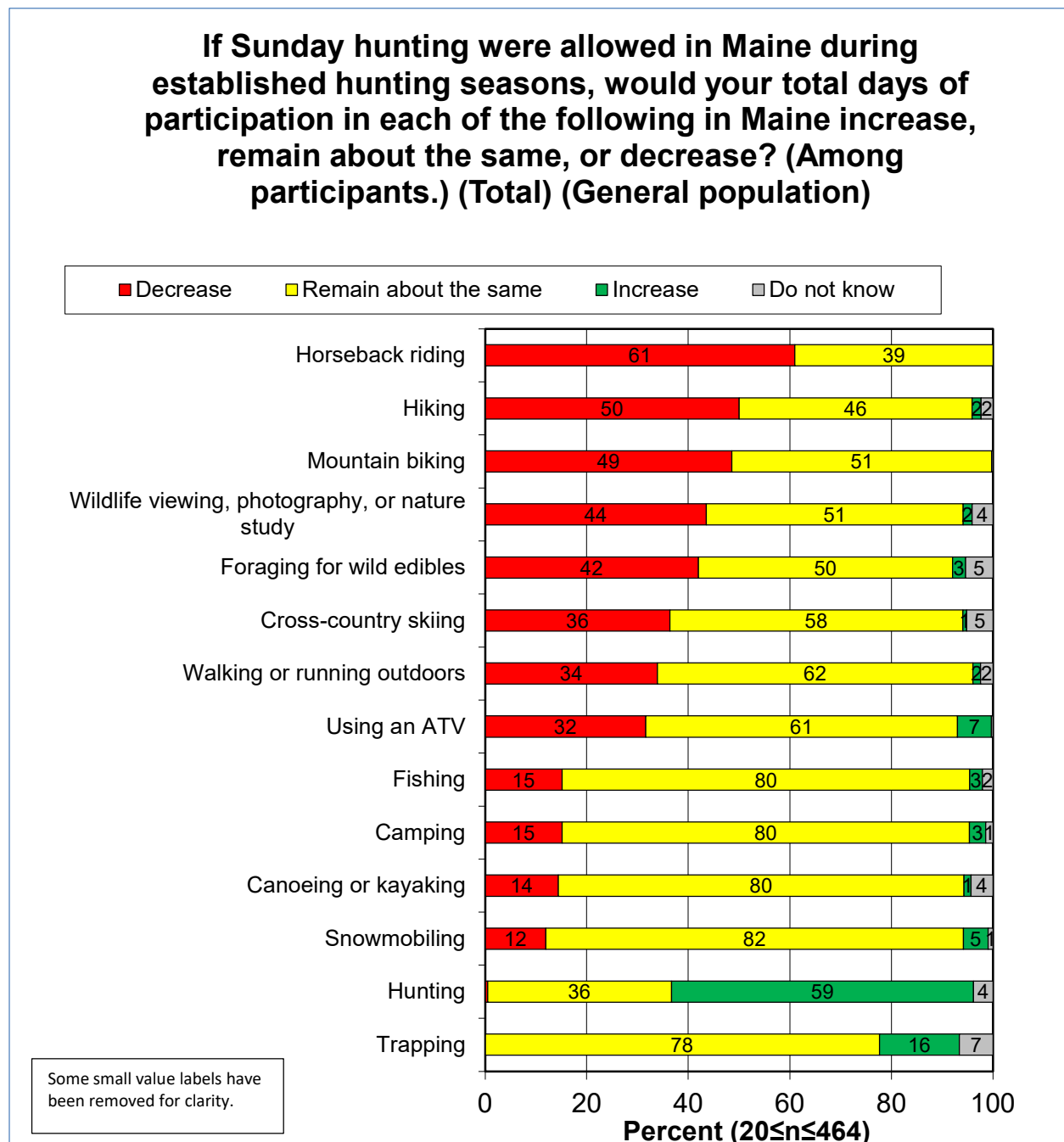


Among landowners whose behaviors would change if Sunday hunting were allowed, majorities in each region would avoid the woods or participate in activities less.

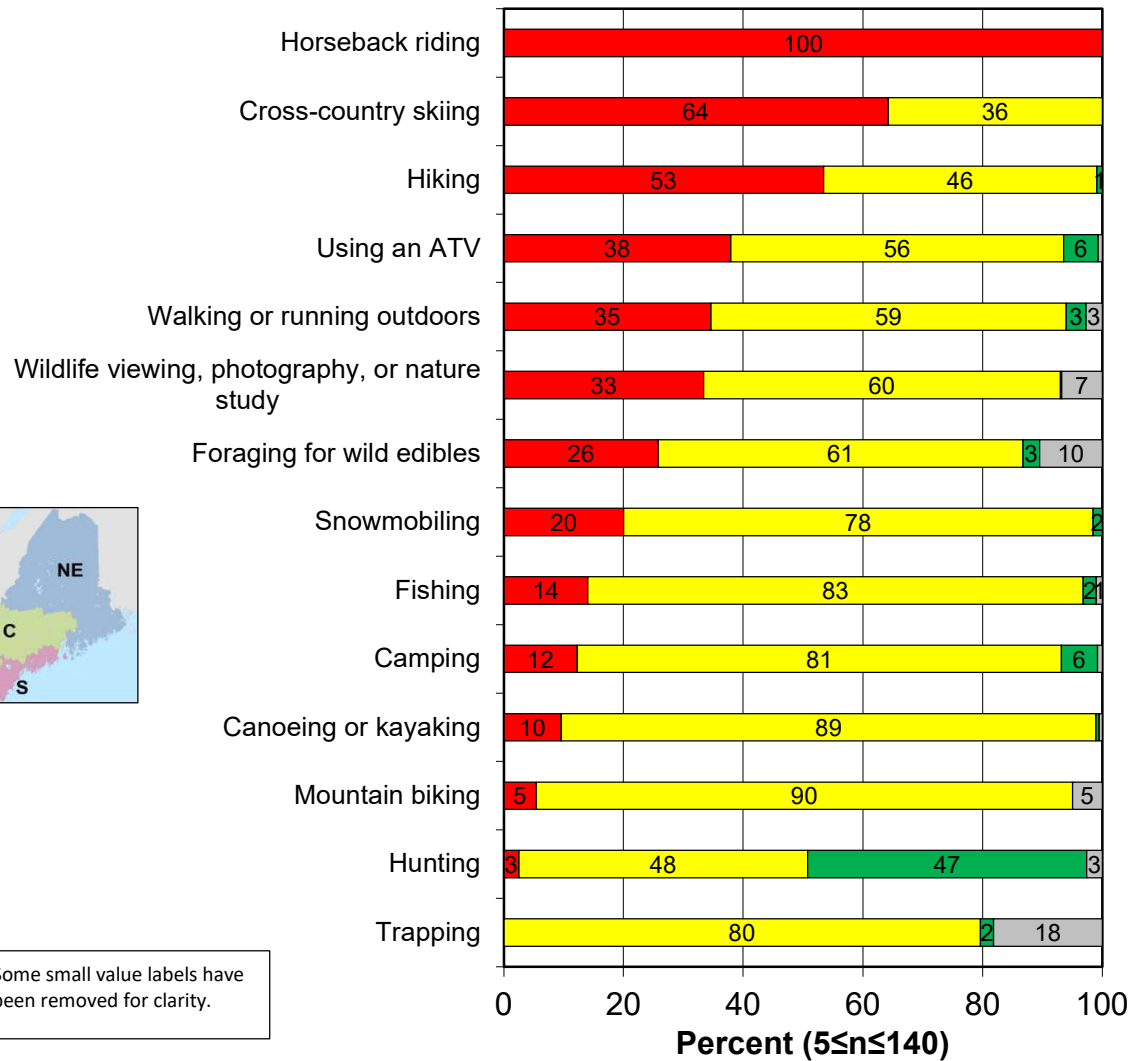
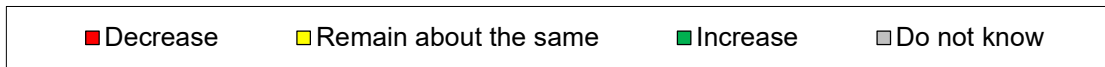


Respondents who participated in outdoor activities in Maine in the past 12 months were asked if their participation in each activity would increase, remain the same, or decrease if Sunday hunting were allowed. Results are shown in descending order of decreased activities, since those are the activities that would be adversely affected.

Among general population recreationists, a majority of those who go horseback riding (61%) would have a decrease in participation. Also, hikers are slightly more likely to say their participation would decrease (50%) than remain the same (46%). Apart from hunting, all other activities are most likely to have about the same level of participation. Note that sample sizes are very small for some activities at the regional level.

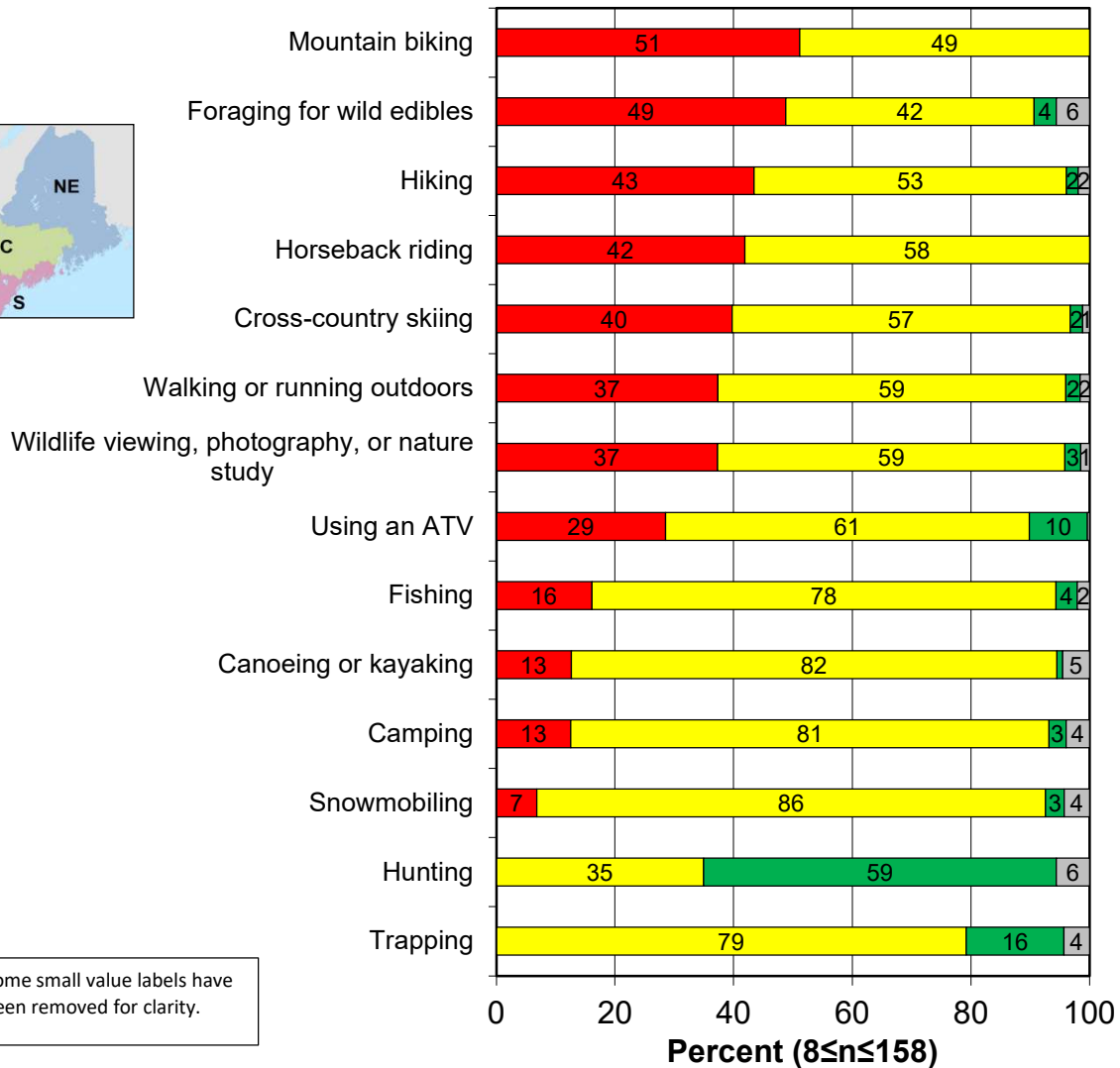


If Sunday hunting were allowed in Maine during established hunting seasons, would your total days of participation in each of the following in Maine increase, remain about the same, or decrease? (Among participants.) (North/East Region) (General population)



If Sunday hunting were allowed in Maine during established hunting seasons, would your total days of participation in each of the following in Maine increase, remain about the same, or decrease? (Among participants.) (Central Region) (General population)

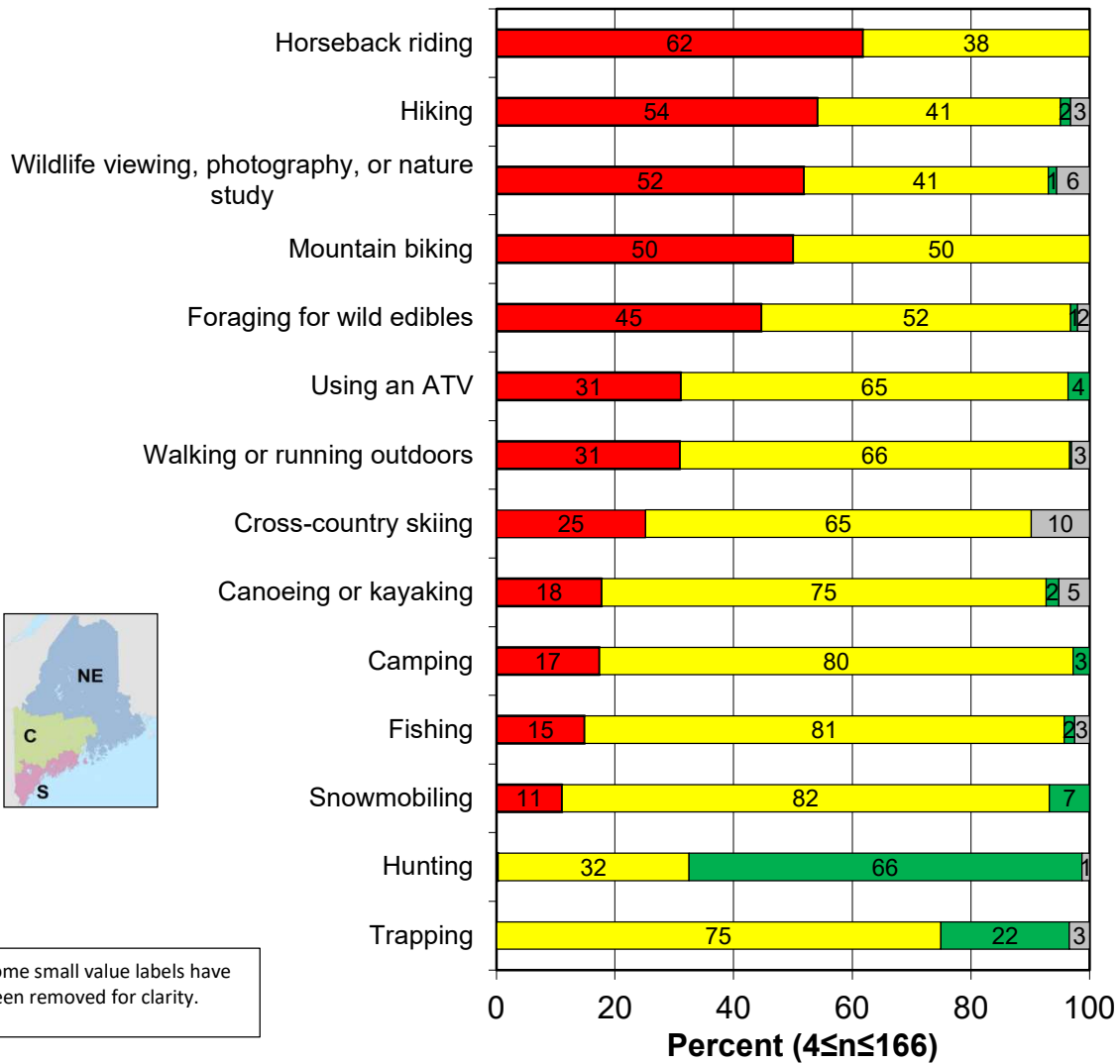
■ Decrease ■ Remain about the same ■ Increase □ Do not know



Some small value labels have been removed for clarity.

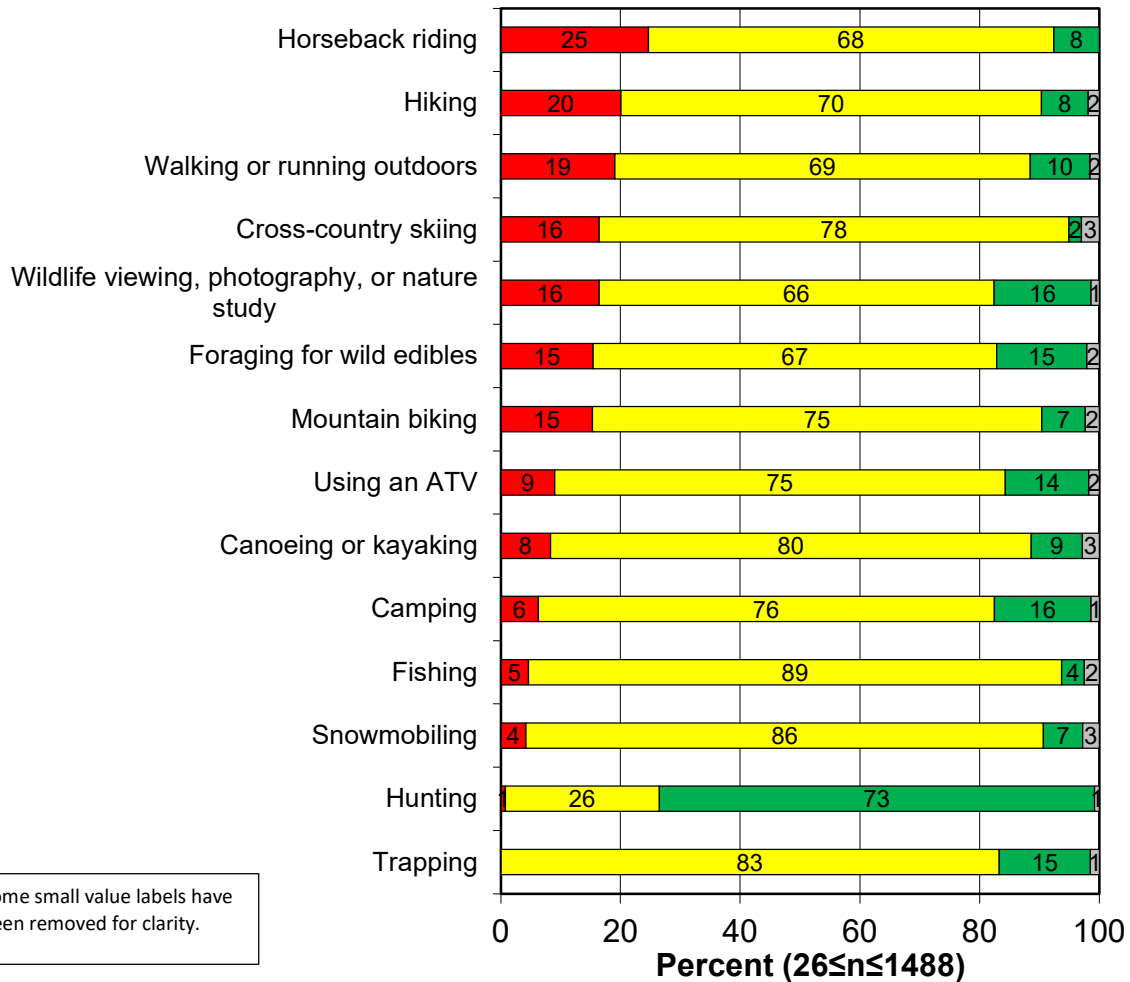
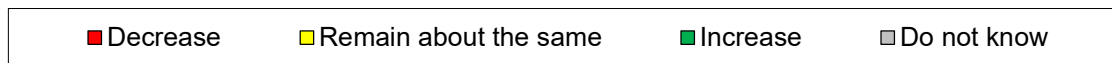
If Sunday hunting were allowed in Maine during established hunting seasons, would your total days of participation in each of the following in Maine increase, remain about the same, or decrease? (Among participants.) (South Region) (General population)

■ Decrease ■ Remain about the same ■ Increase ■ Do not know

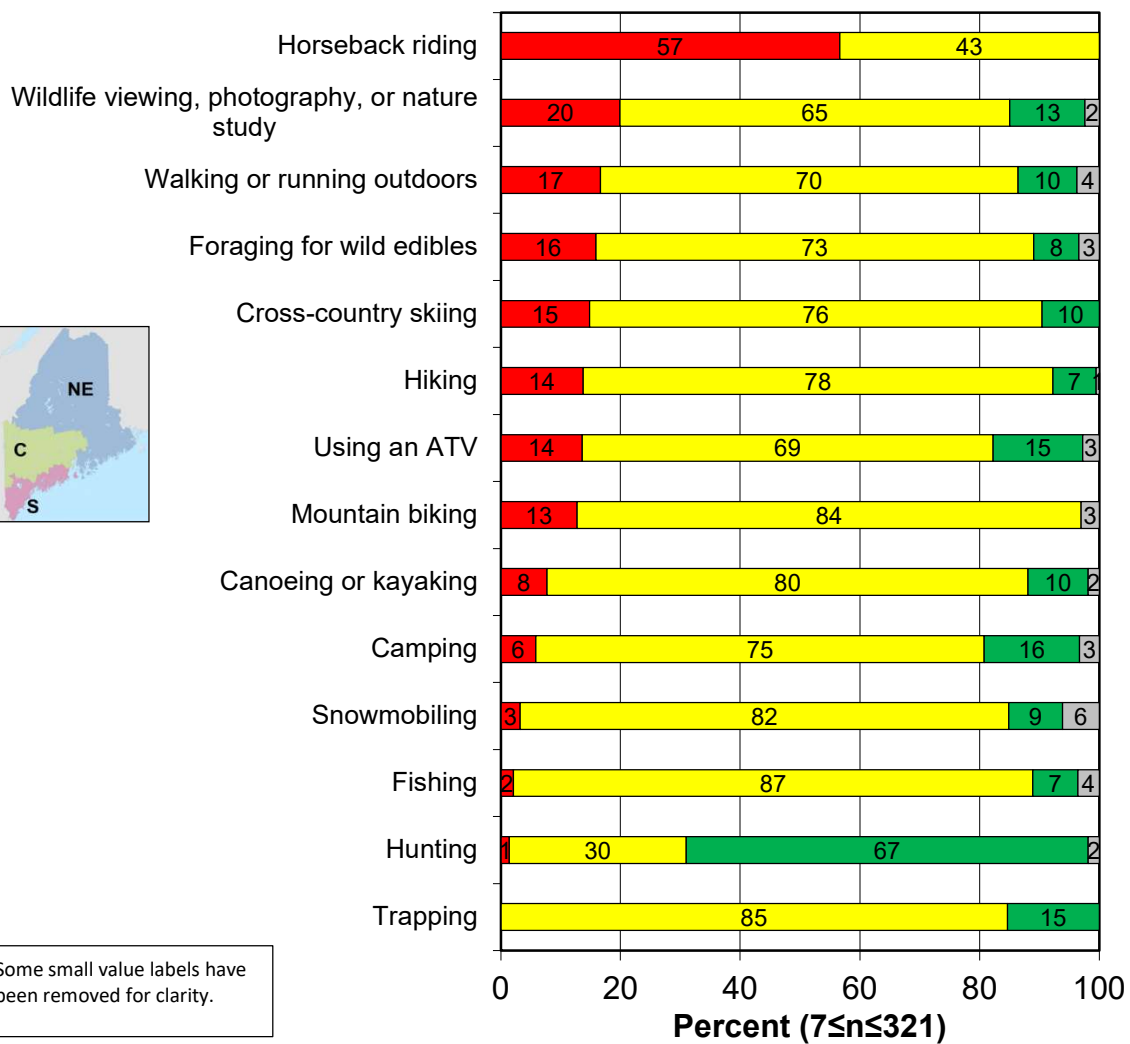
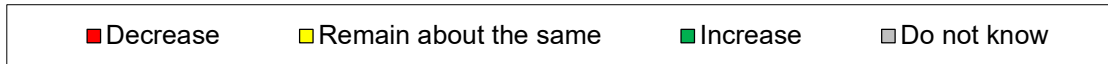


Nearly three fourths of hunters (73%) say their hunting participation would increase if Sunday hunting were allowed, while 26% say it would remain about the same and 1% say it would decrease.

If Sunday hunting were allowed in Maine during established hunting seasons, would your total days of participation in each of the following in Maine increase, remain about the same, or decrease? (Among participants.) (Total) (Hunters)



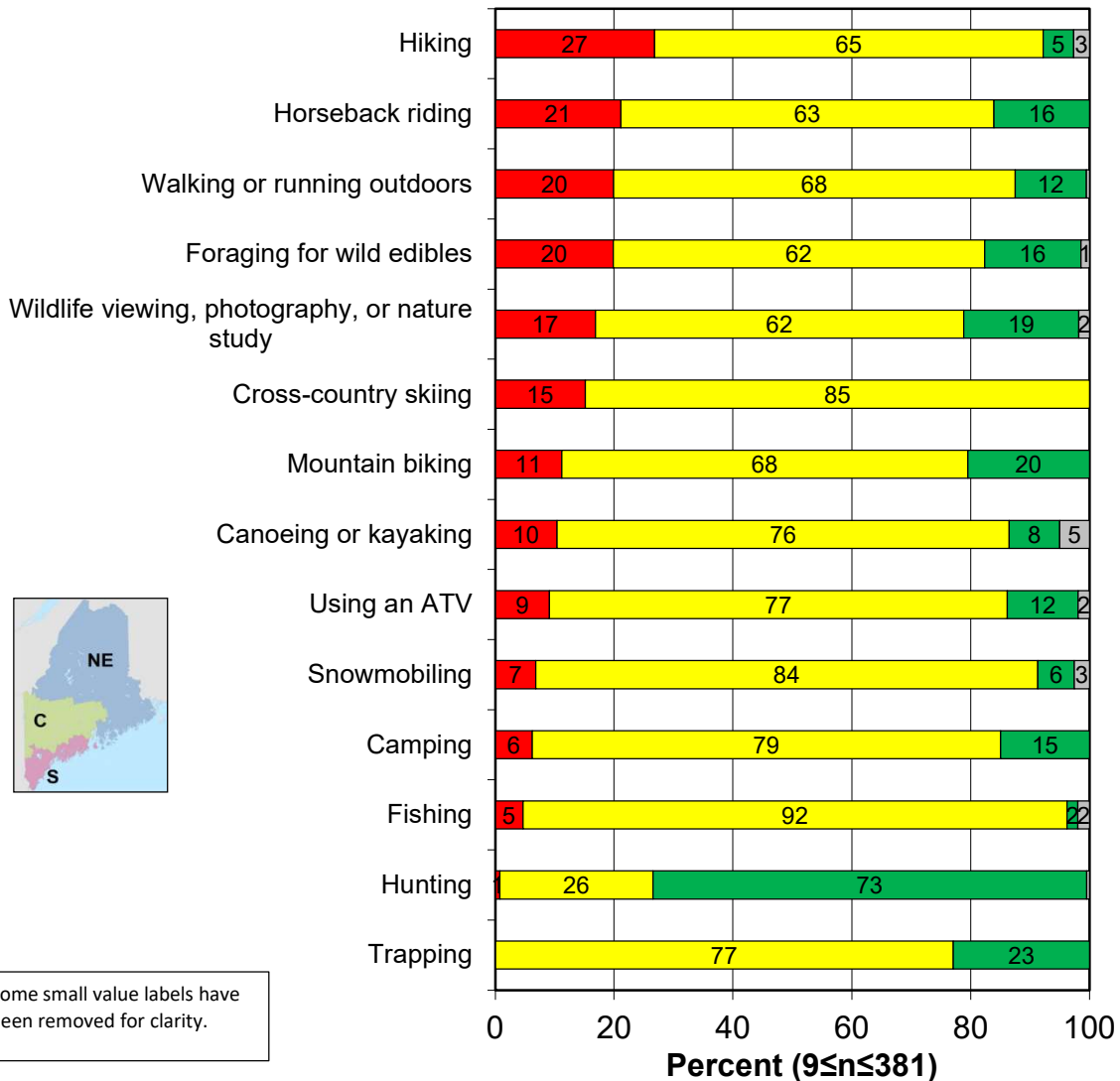
If Sunday hunting were allowed in Maine during established hunting seasons, would your total days of participation in each of the following in Maine increase, remain about the same, or decrease? (Among participants.) (North/East Region) (Hunters)



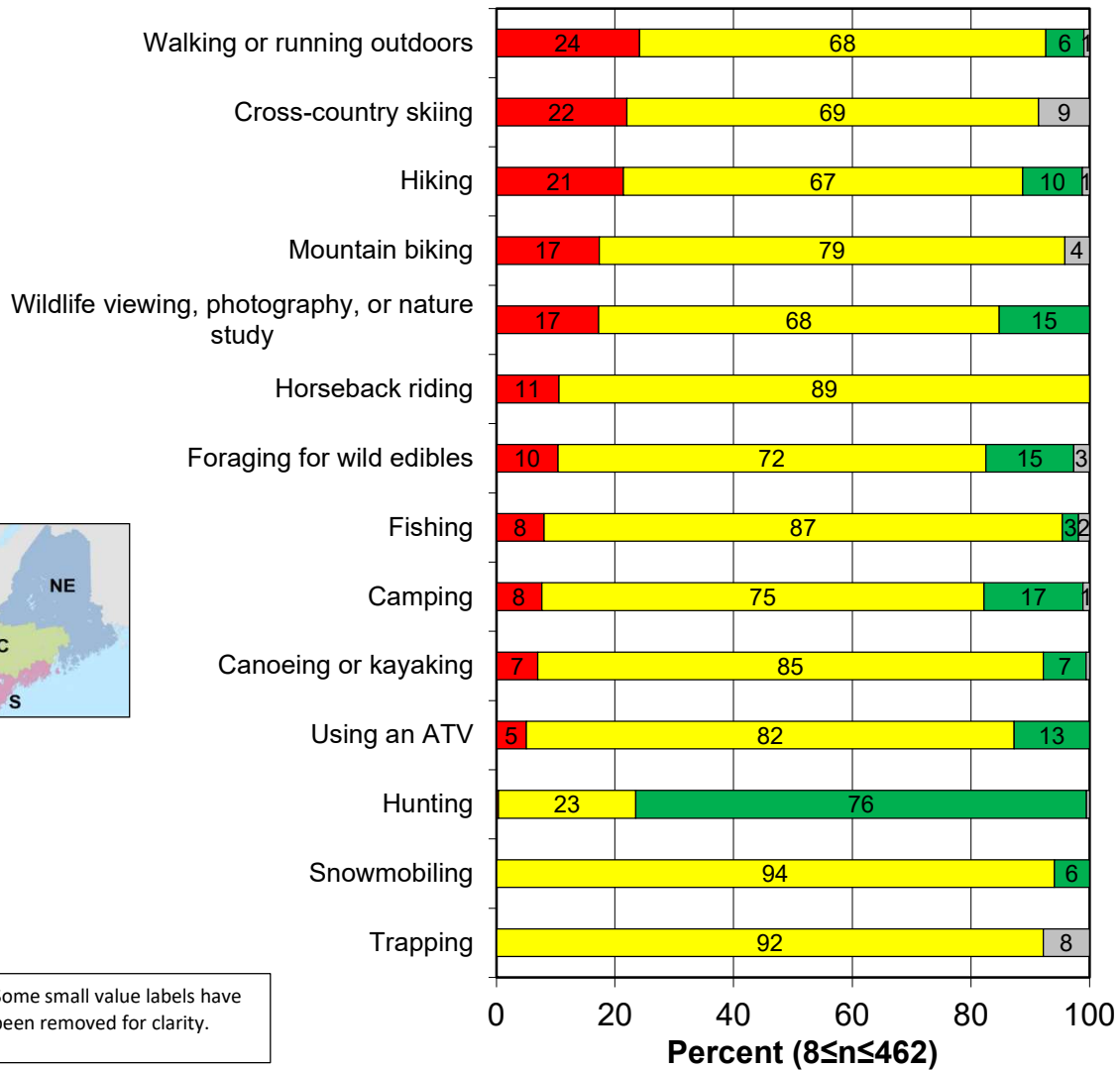
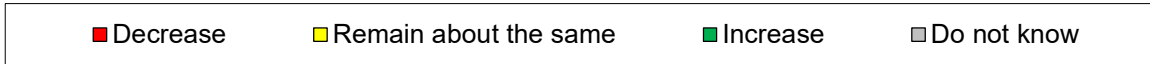
Some small value labels have been removed for clarity.

If Sunday hunting were allowed in Maine during established hunting seasons, would your total days of participation in each of the following in Maine increase, remain about the same, or decrease? (Among participants.) (Central Region) (Hunters)

■ Decrease
 ■ Remain about the same
 ■ Increase
 ■ Do not know

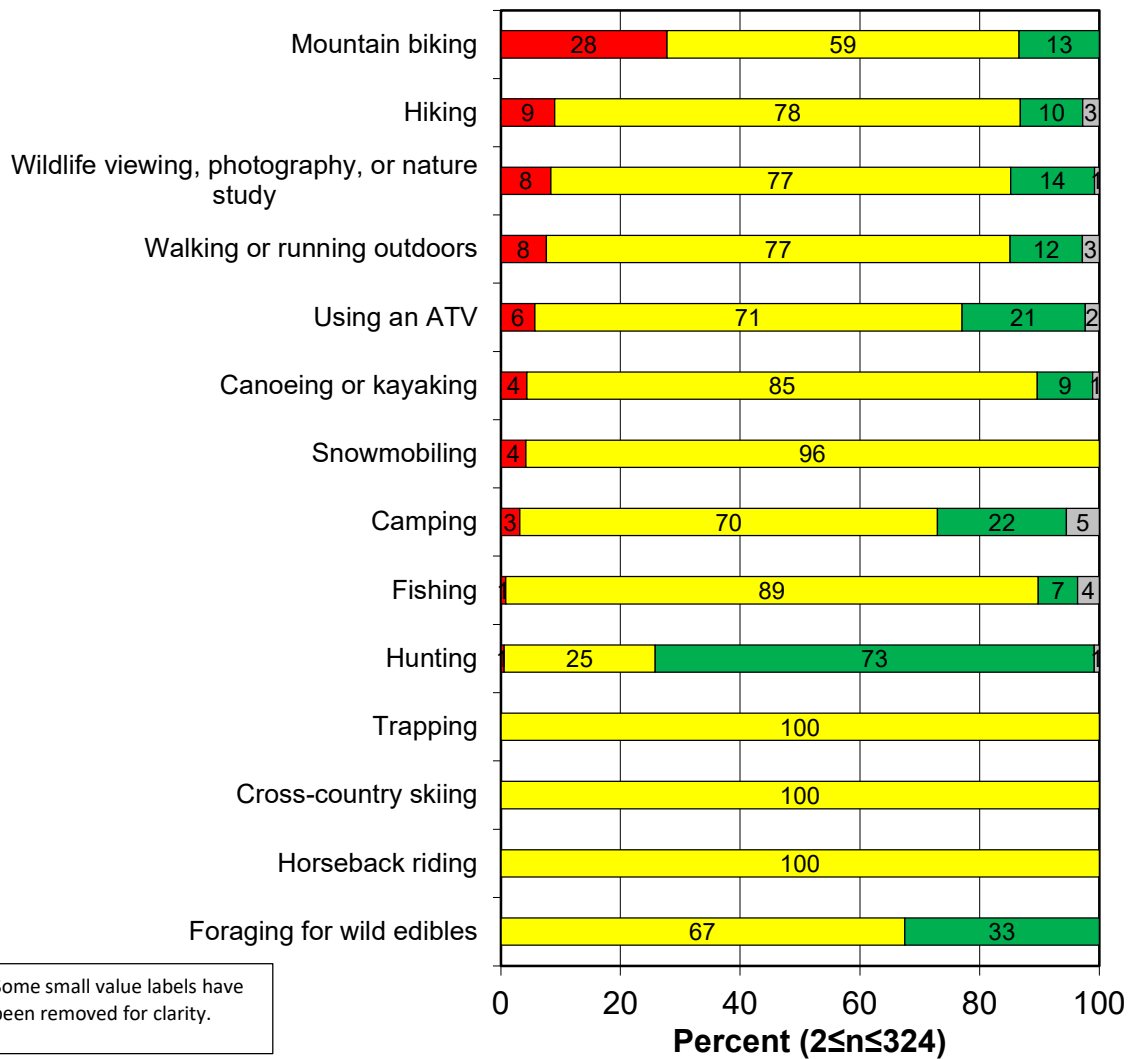


If Sunday hunting were allowed in Maine during established hunting seasons, would your total days of participation in each of the following in Maine increase, remain about the same, or decrease? (Among participants.) (South Region) (Hunters)



If Sunday hunting were allowed in Maine during established hunting seasons, would your total days of participation in each of the following in Maine increase, remain about the same, or decrease? (Among participants.) (Nonresident) (Hunters)

■ Decrease ■ Remain about the same ■ Increase ■ Do not know



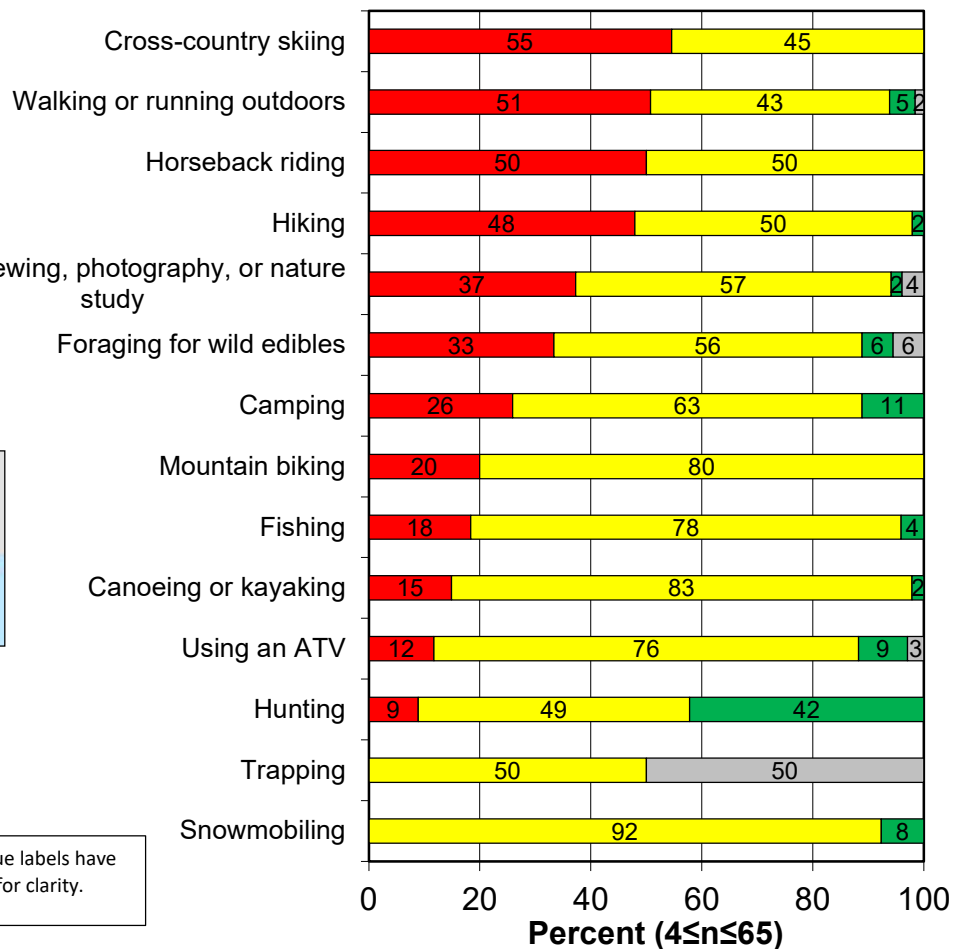
Among North/East Region landowners, cross-country skiers and those who walk or run outdoors are more likely to say their participation would decrease than to say their participation would remain about the same; all other recreationists are most likely to maintain the same level of participation.

If Sunday hunting were allowed in Maine during established hunting seasons, would your total days of participation in each of the following in Maine increase, remain about the same, or decrease? (Among participants.) (North/East Region) (Landowners)

■ Decrease ■ Remain about the same ■ Increase ■ Do not know



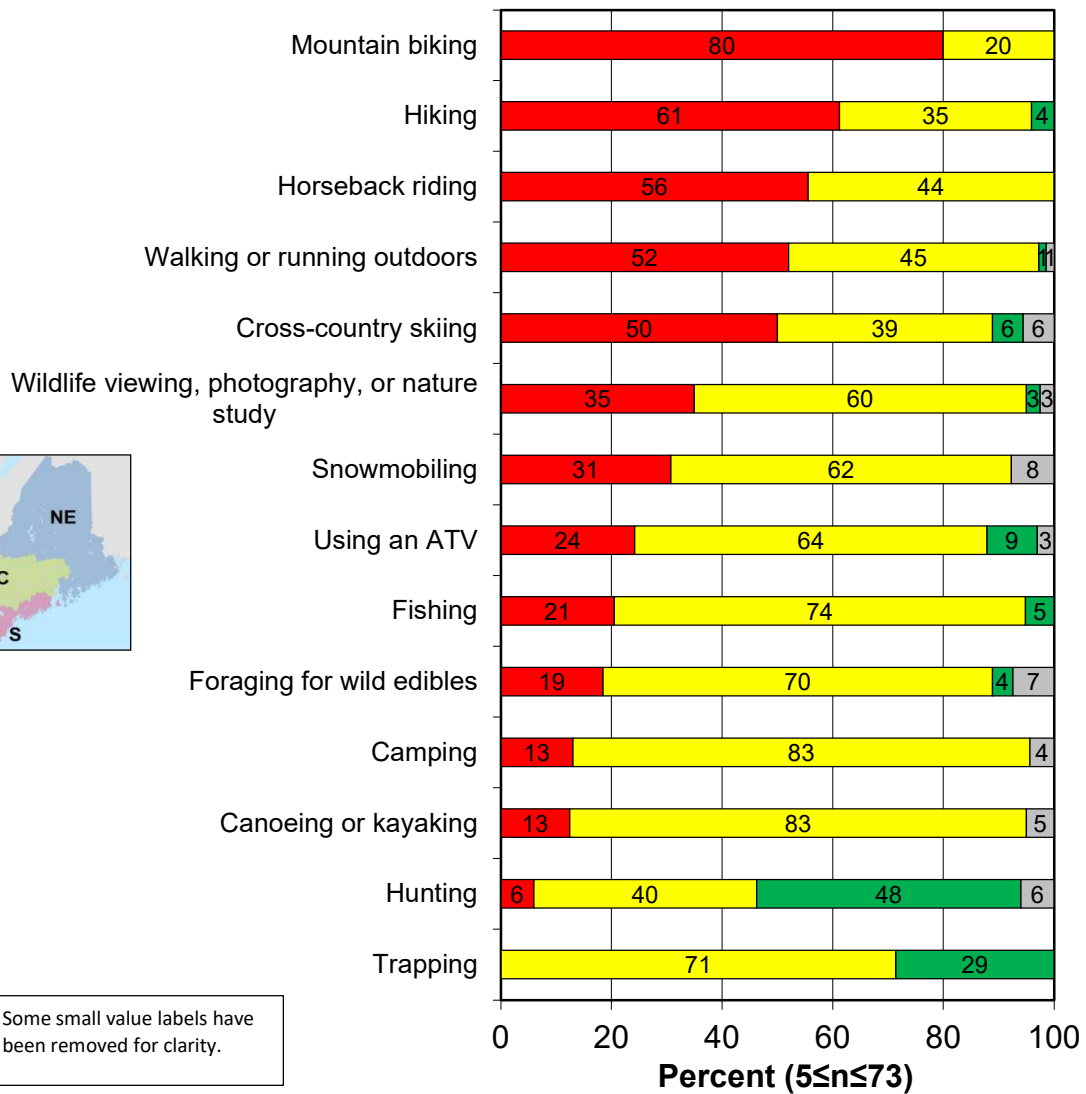
Some small value labels have been removed for clarity.



Among Central Region landowners, those who go mountain biking, hiking, horseback riding, walking or running outdoors, and cross-country skiing are most likely to decrease their amount of activity.

If Sunday hunting were allowed in Maine during established hunting seasons, would your total days of participation in each of the following in Maine increase, remain about the same, or decrease? (Among participants.) (Central Region) (Landowners)

■ Decrease ■ Remain about the same ■ Increase ■ Do not know



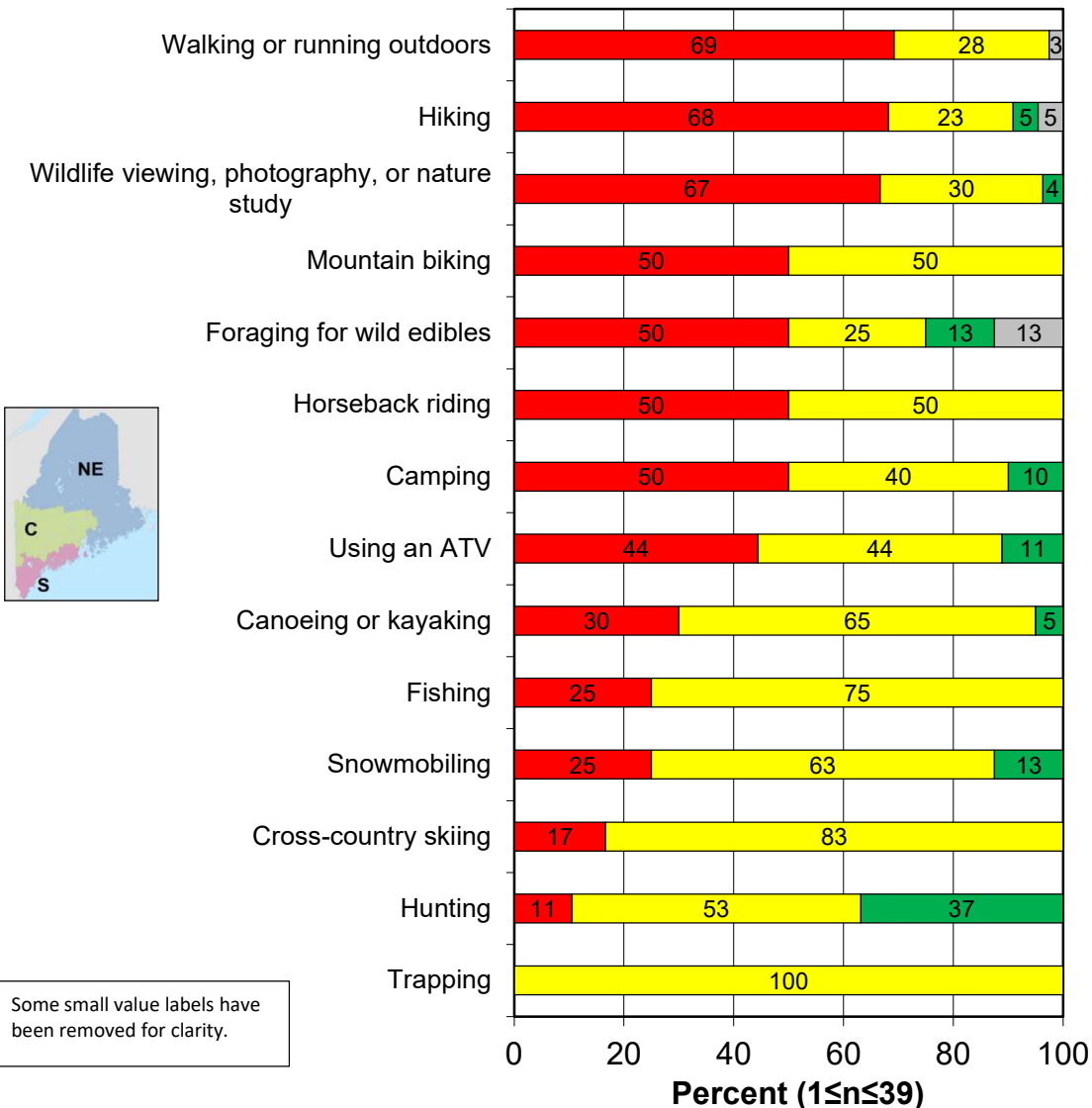
Some small value labels have been removed for clarity.

Percent (5 ≤ n ≤ 73)

Among South Region landowners, about two thirds of those who go walking or running, hiking, and wildlife viewing would decrease their amount of activity, while half of those who go mountain biking, foraging for wild edibles, horseback riding, and camping would participate less.

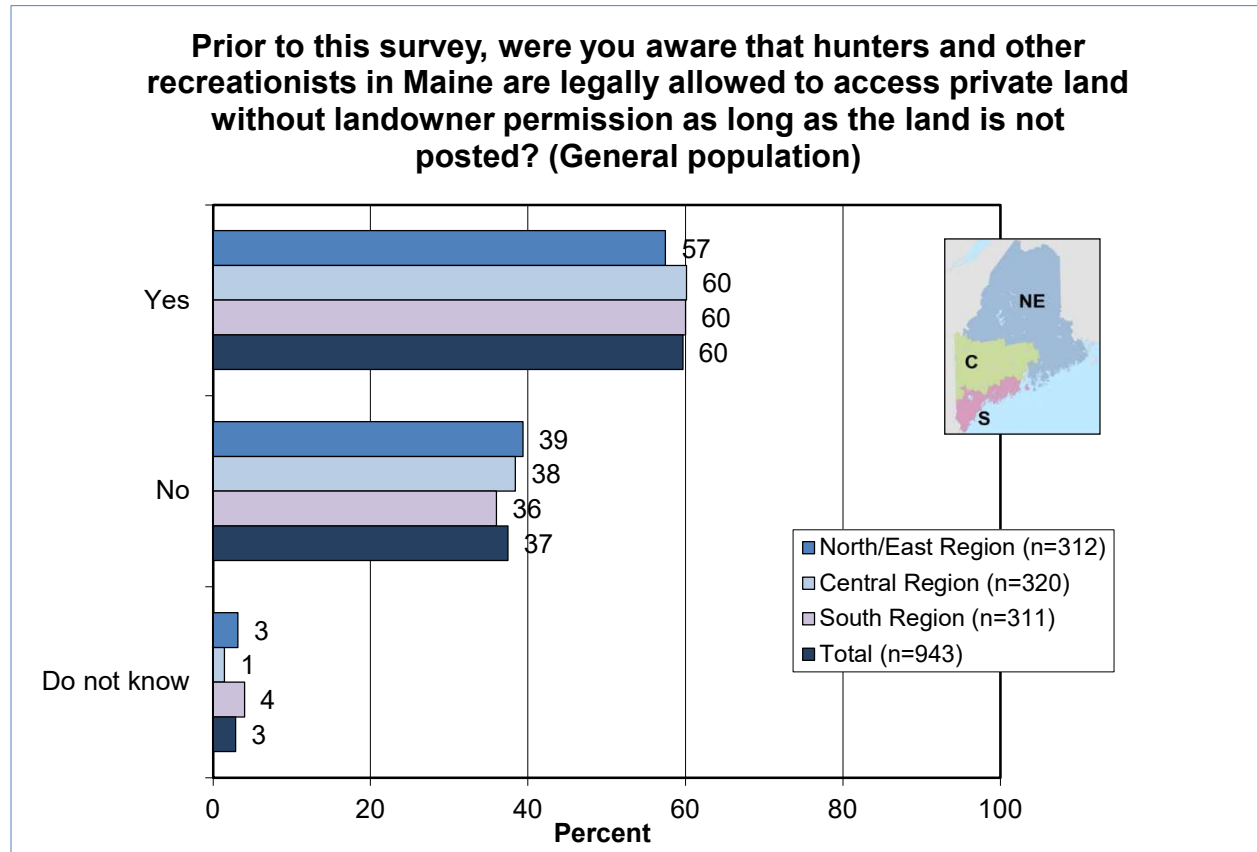
If Sunday hunting were allowed in Maine during established hunting seasons, would your total days of participation in each of the following in Maine increase, remain about the same, or decrease? (Among participants.) (South Region) (Landowners)

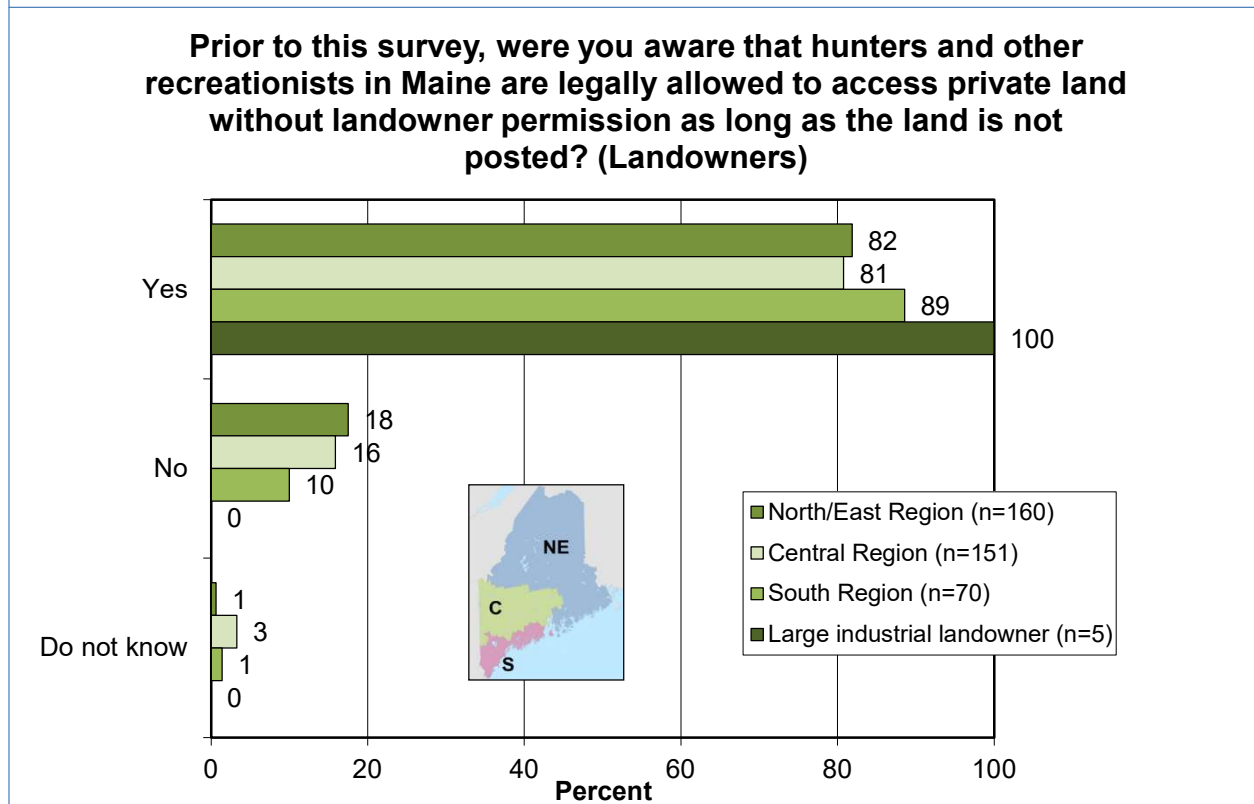
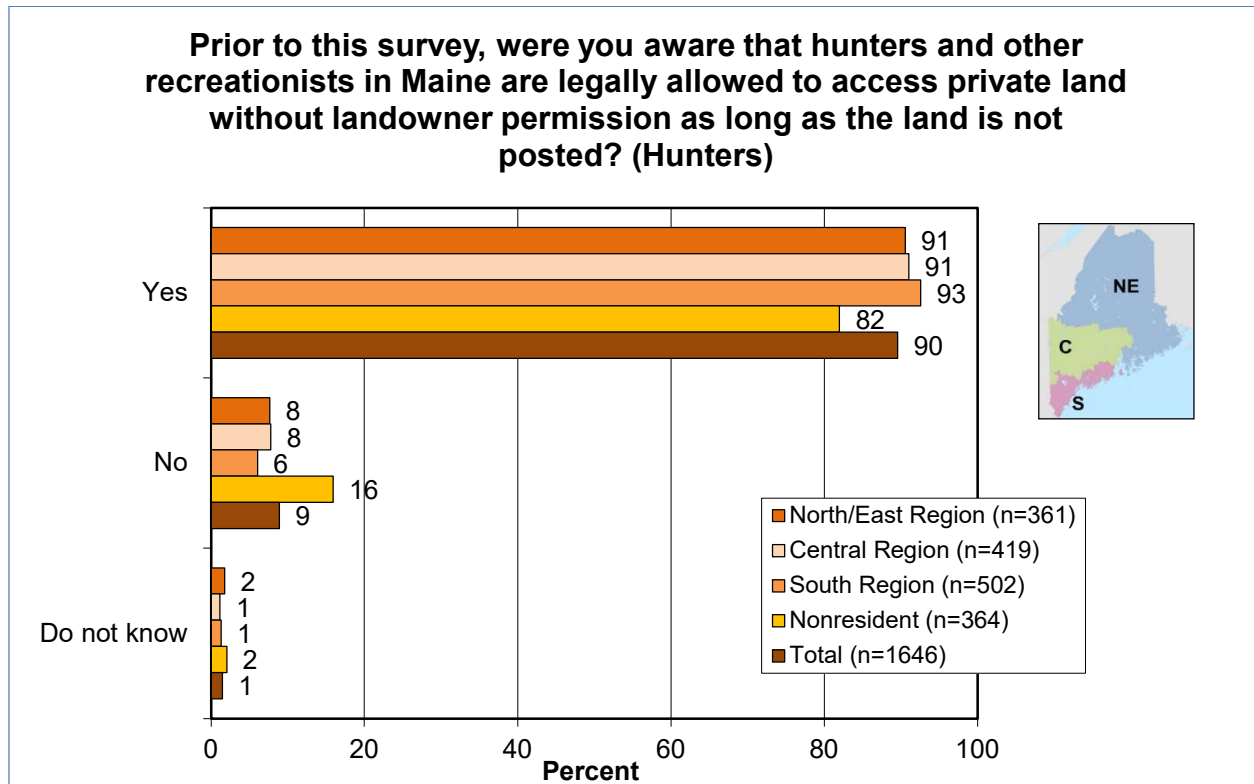
■ Decrease ■ Remain about the same ■ Increase ■ Do not know



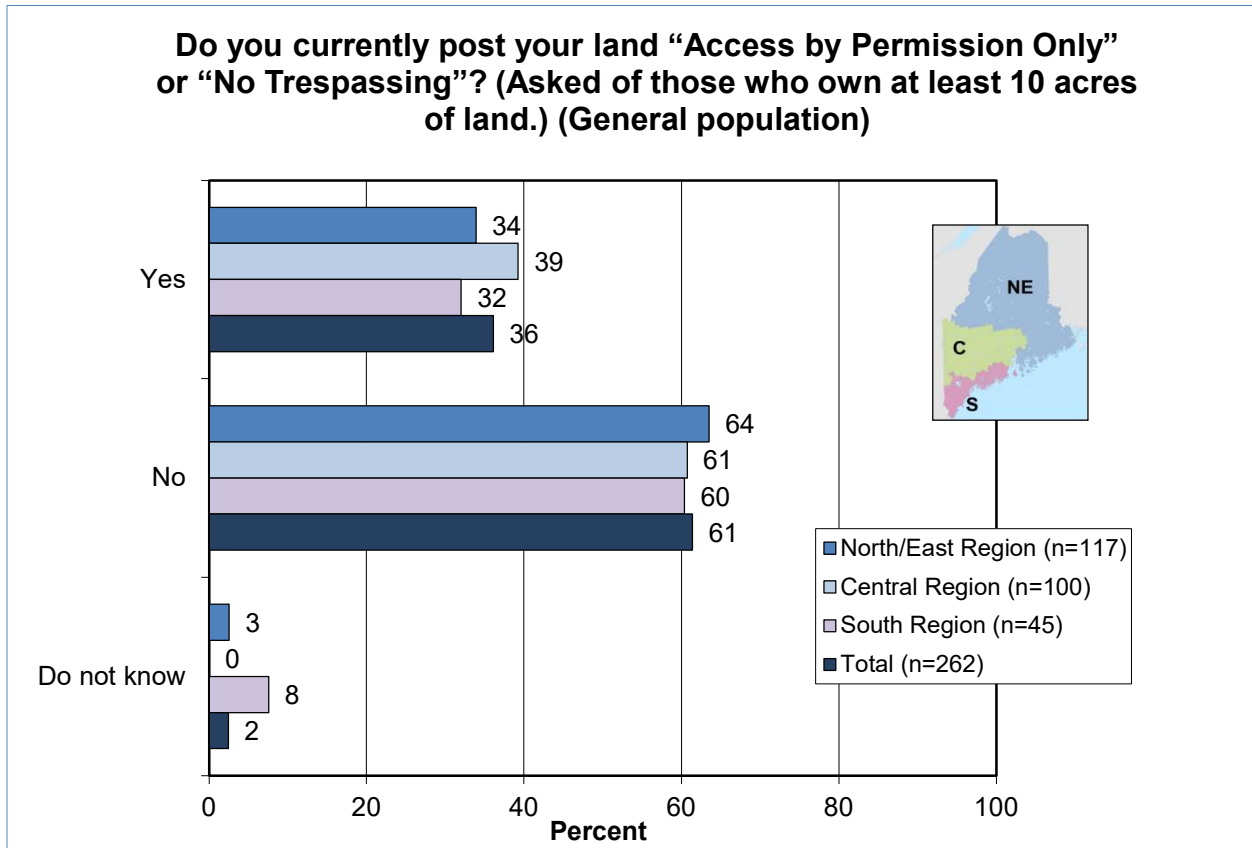
PRIVATE LAND AND RECREATION

Respondents were asked if they were aware that hunters and other recreationists in Maine are legally allowed to access private land without landowner permission if the land is not posted: 60% of residents, 90% of hunters, and 81% to 89% of landowners were aware.

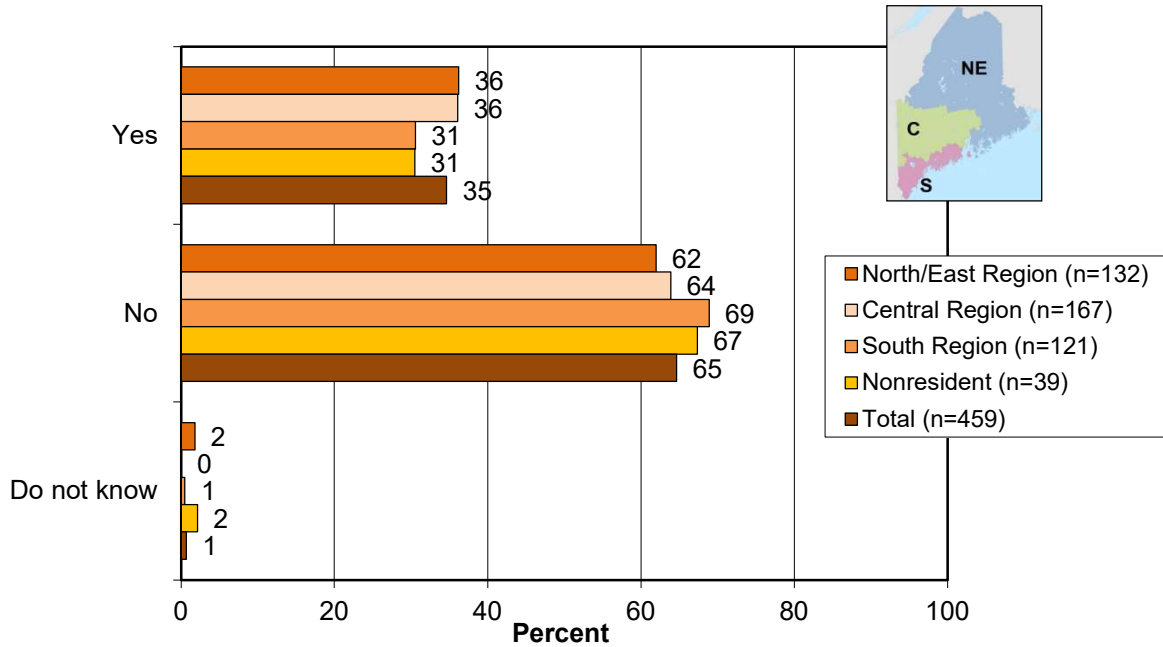




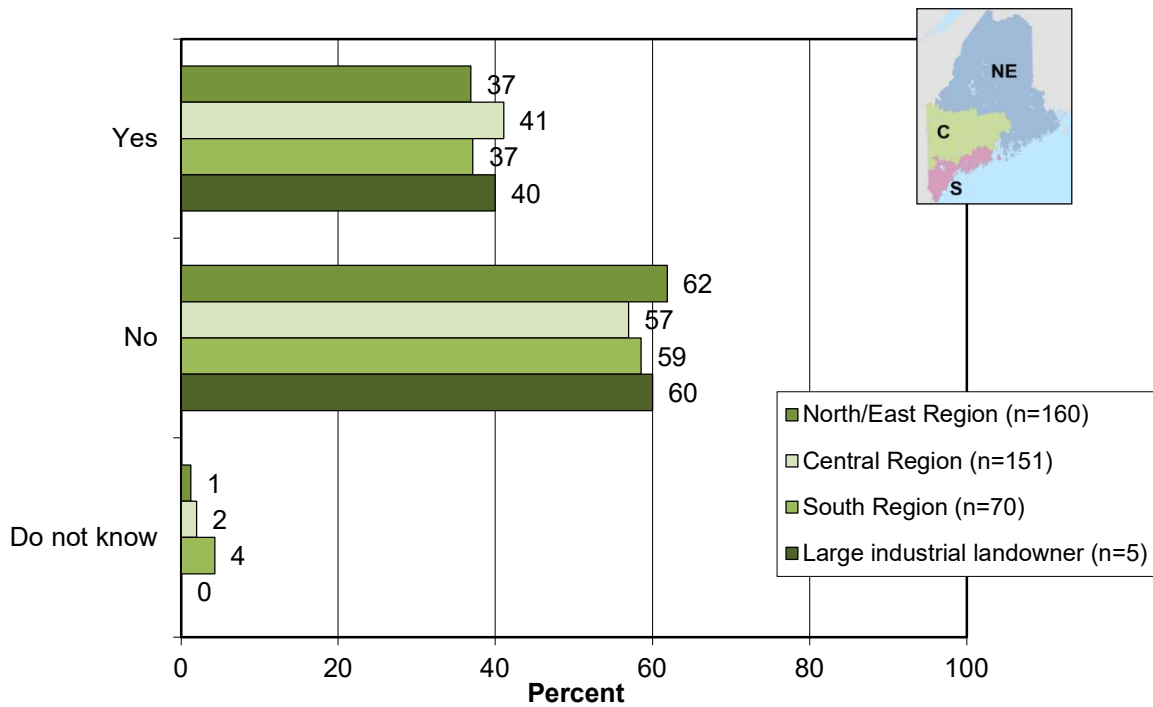
Over a third of all landowners post their land as “Access by Permission Only” or “No Trespassing”: 36% of landowning residents, 35% of landowning hunters, and 37% to 41% of those in the landowner sample post their land.



Do you currently post your land “Access by Permission Only” or “No Trespassing”? (Asked of those who own at least 10 acres of land.) (Hunters)

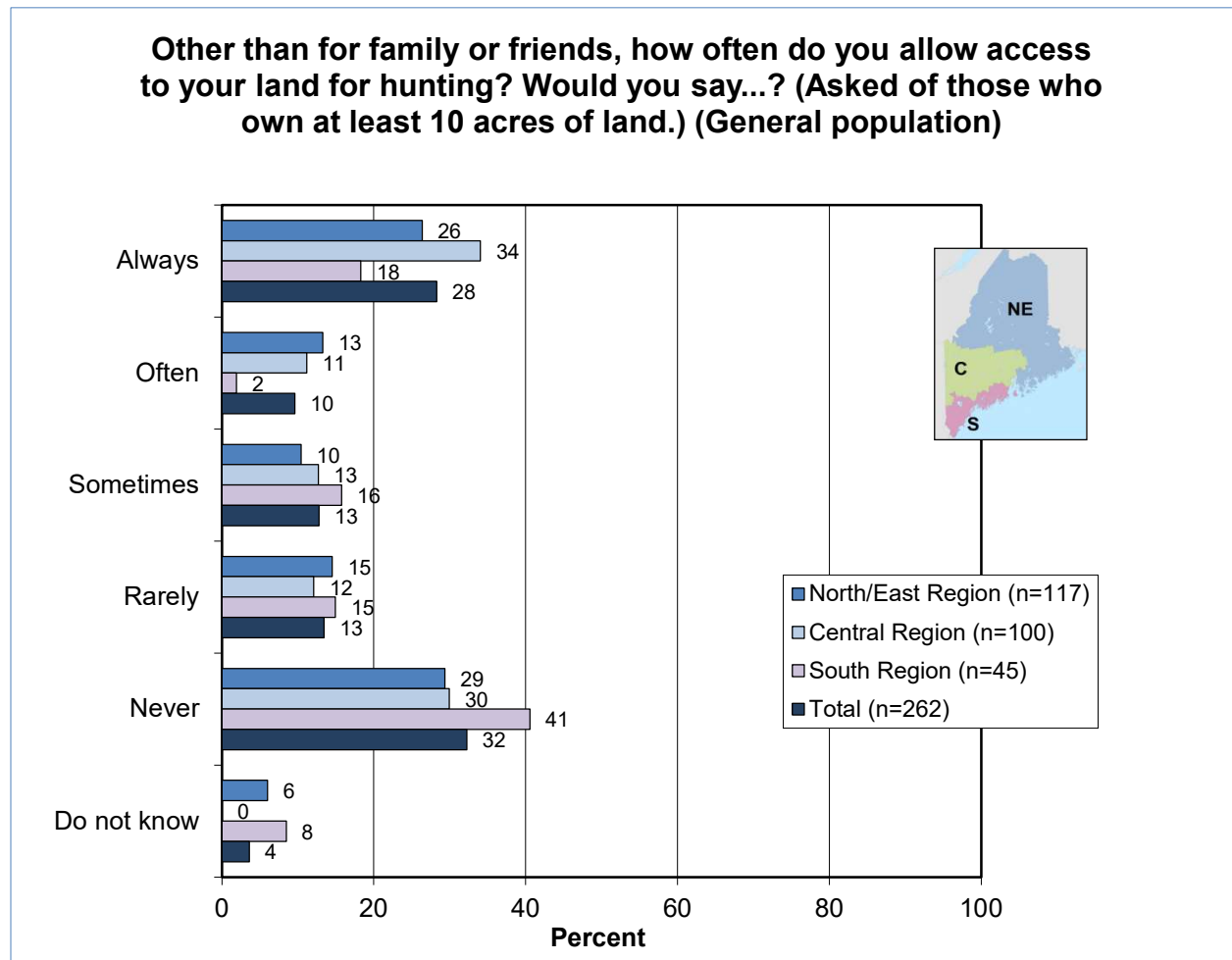


Do you currently post your land “Access by Permission Only” or “No Trespassing”? (Landowners)

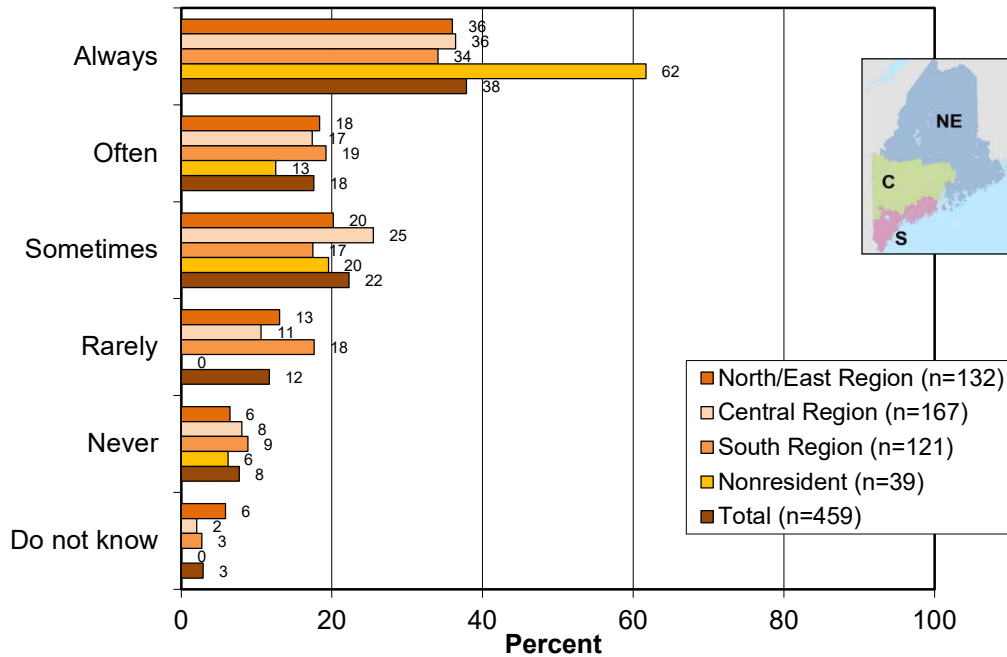


Landowners were asked how often they allow access to their land for hunting, other than for family and friends.

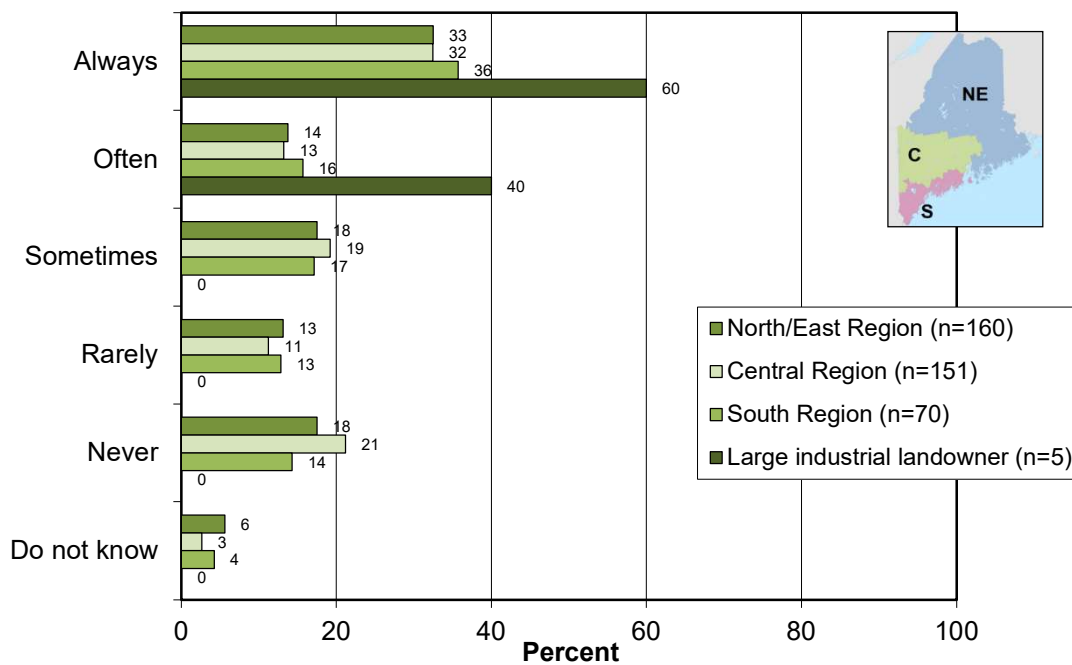
- A majority of landowning residents (64%) allow hunting access: 28% always allow access, 10% often do, 13% sometimes do, and 13% rarely do; about a third (32%) never allow access.
- Over three fourths of landowning hunters (78%) allow access: 38% always, 18% often, 22% sometimes, 12% rarely; 8% never.
- Among the landowner sample, 76% to 81% allow access: 32% to 36% always, 13% to 16% often, 17% to 19% sometimes, 11% to 13% rarely; 14% to 21% never.



Other than for family or friends, how often do you allow access to your land for hunting? Would you say...? (Asked of those who own at least 10 acres of land.) (Hunters)

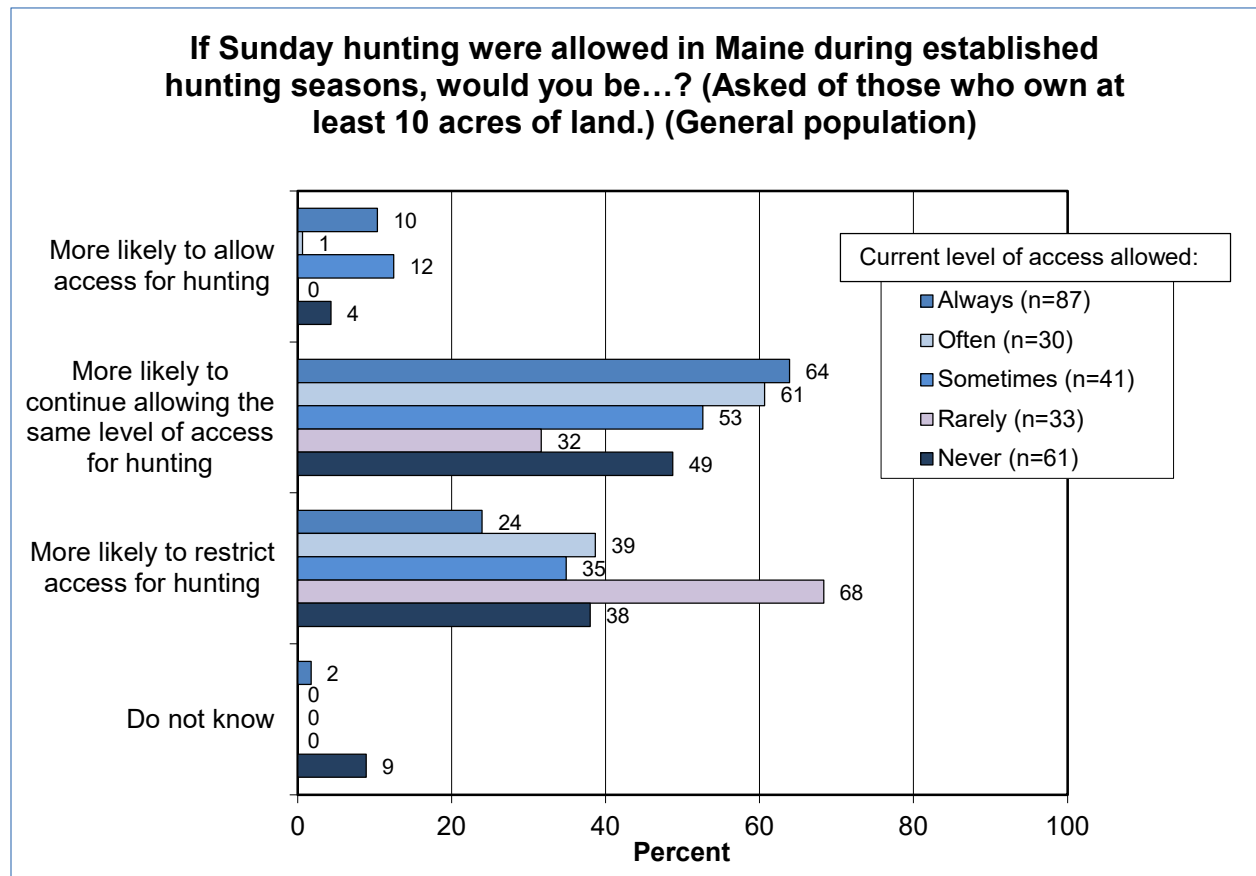


Other than for family or friends, how often do you allow access to your land for hunting? Would you say...? (Landowners)

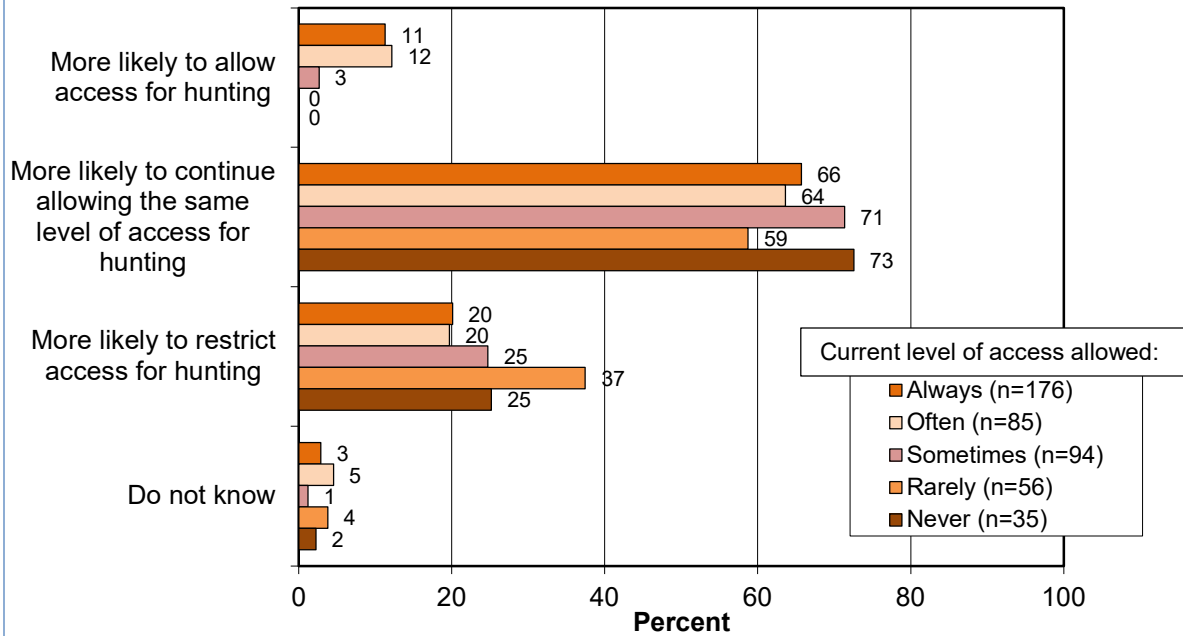


Landowners were asked, if Sunday hunting were allowed, if they would be more likely to allow hunting access, more likely to restrict access, or more likely to allow the same level of access. Of particular interest are those who currently allow hunting access but would be more restrictive.

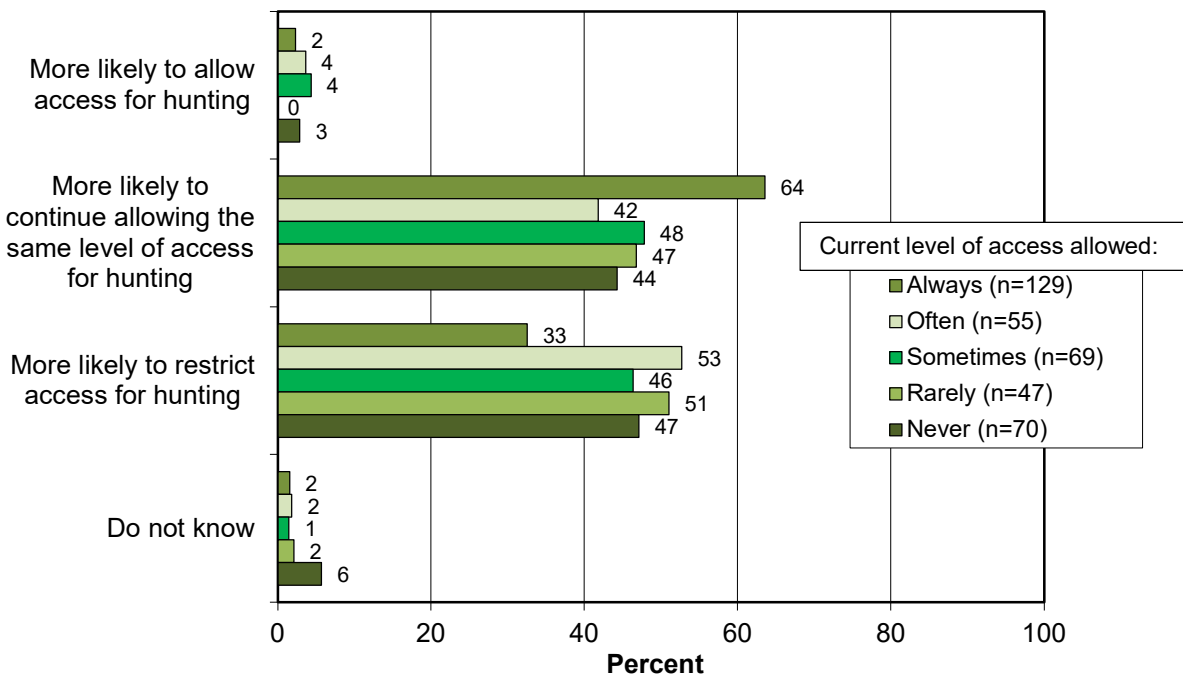
- Among landowning residents: 24% of those who always allow access, 39% of those who often do, 35% of those who sometimes do, and 68% of those who rarely do would be more likely to restrict hunting access if Sunday hunting were allowed.
- Among landowning hunters: 20% of those who always allow access, 20% of those who often do, 25% of those who sometimes do, and 37% of those who rarely do would be more likely to restrict access.
- Among the landowner sample: 33% of those who always allow access, 53% of those who often do, 46% of those who sometimes do, and 51% of those who rarely do would be more likely to restrict access. (The regions were combined for this crosstabulation.)



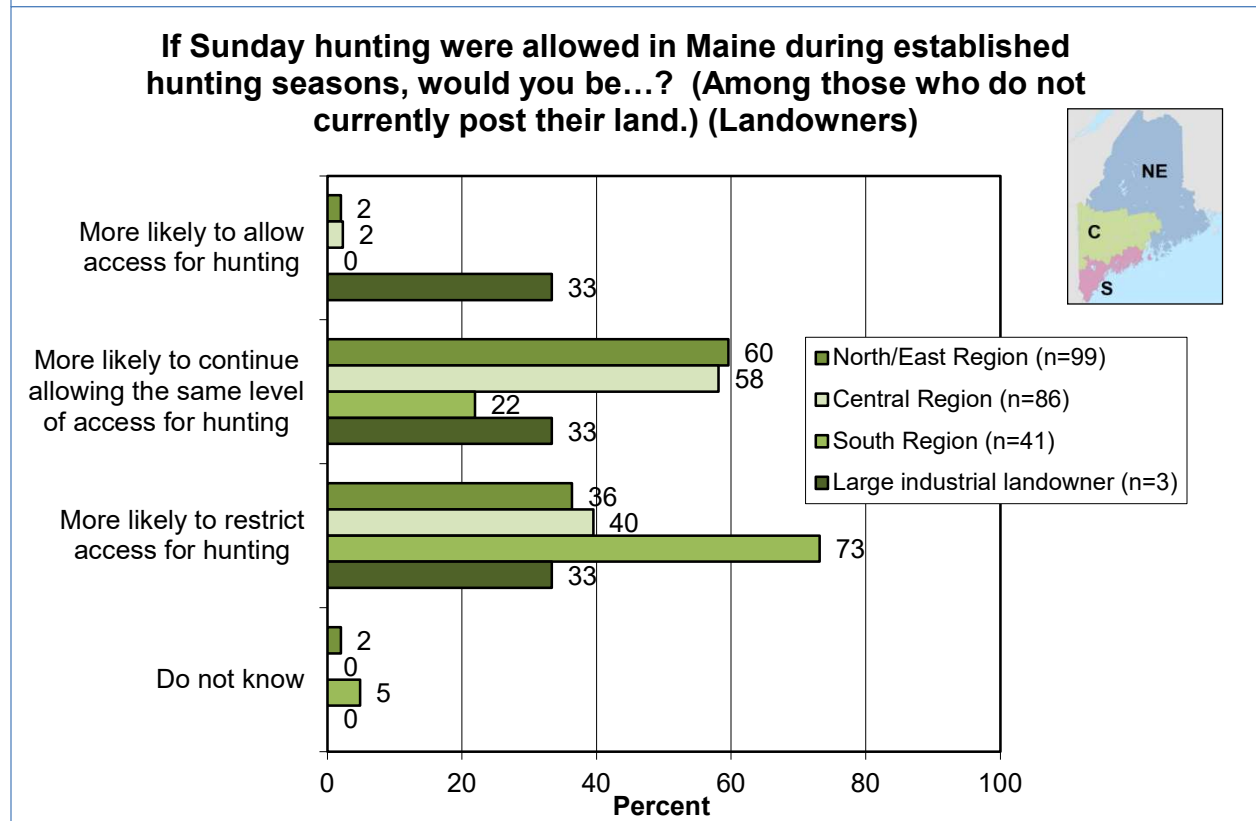
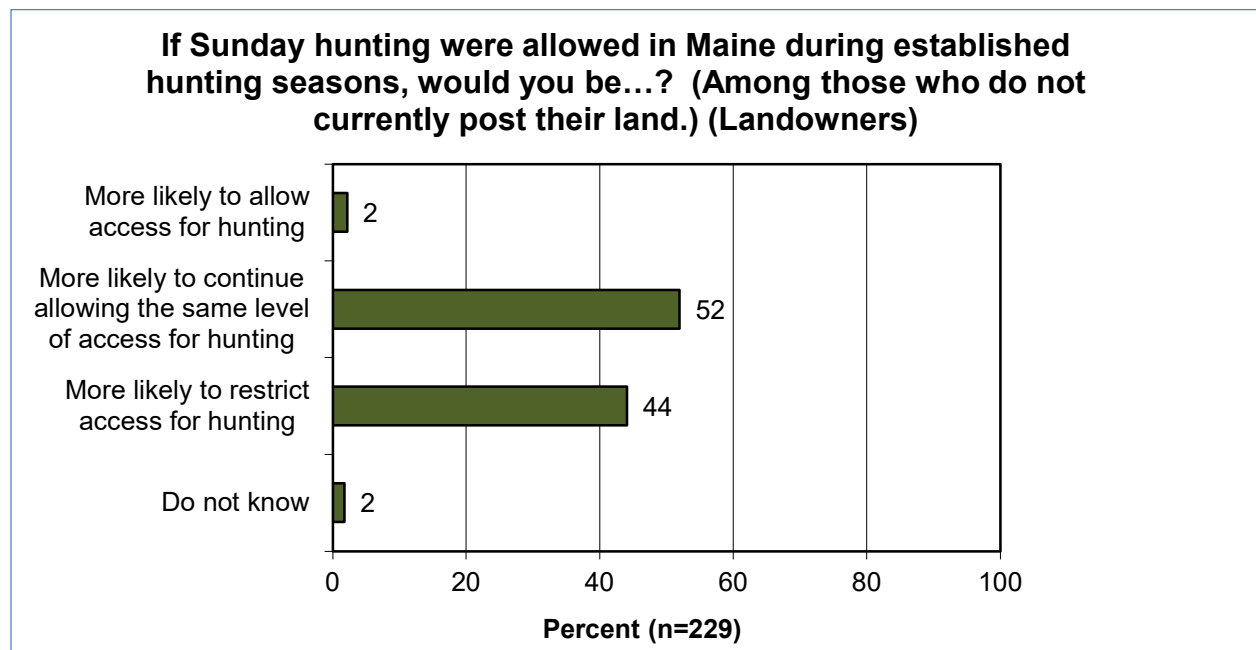
If Sunday hunting were allowed in Maine during established hunting seasons, would you be...? (Asked of those who own at least 10 acres of land.) (Hunters)

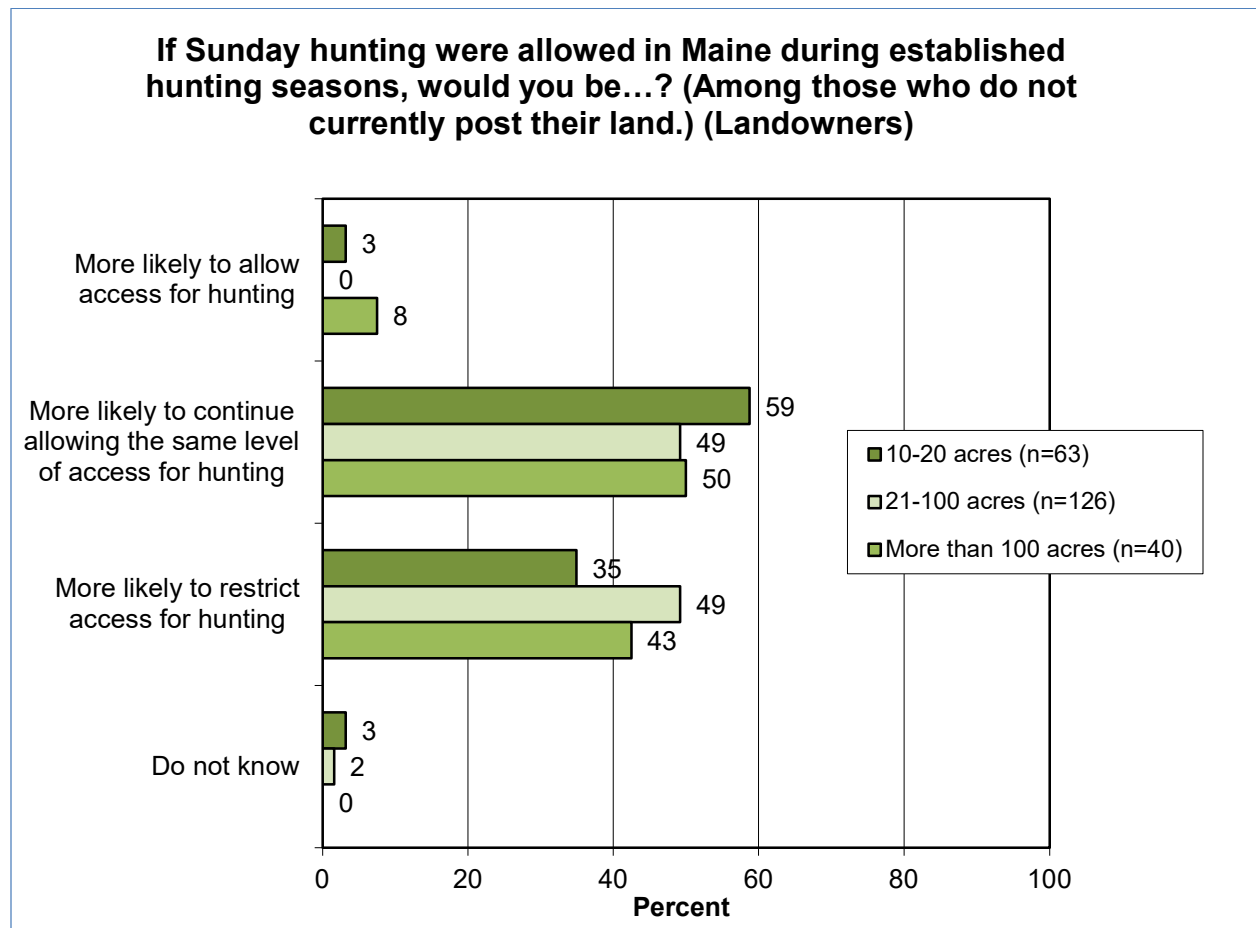


If Sunday hunting were allowed in Maine during established hunting seasons, would you be...? (Landowners)



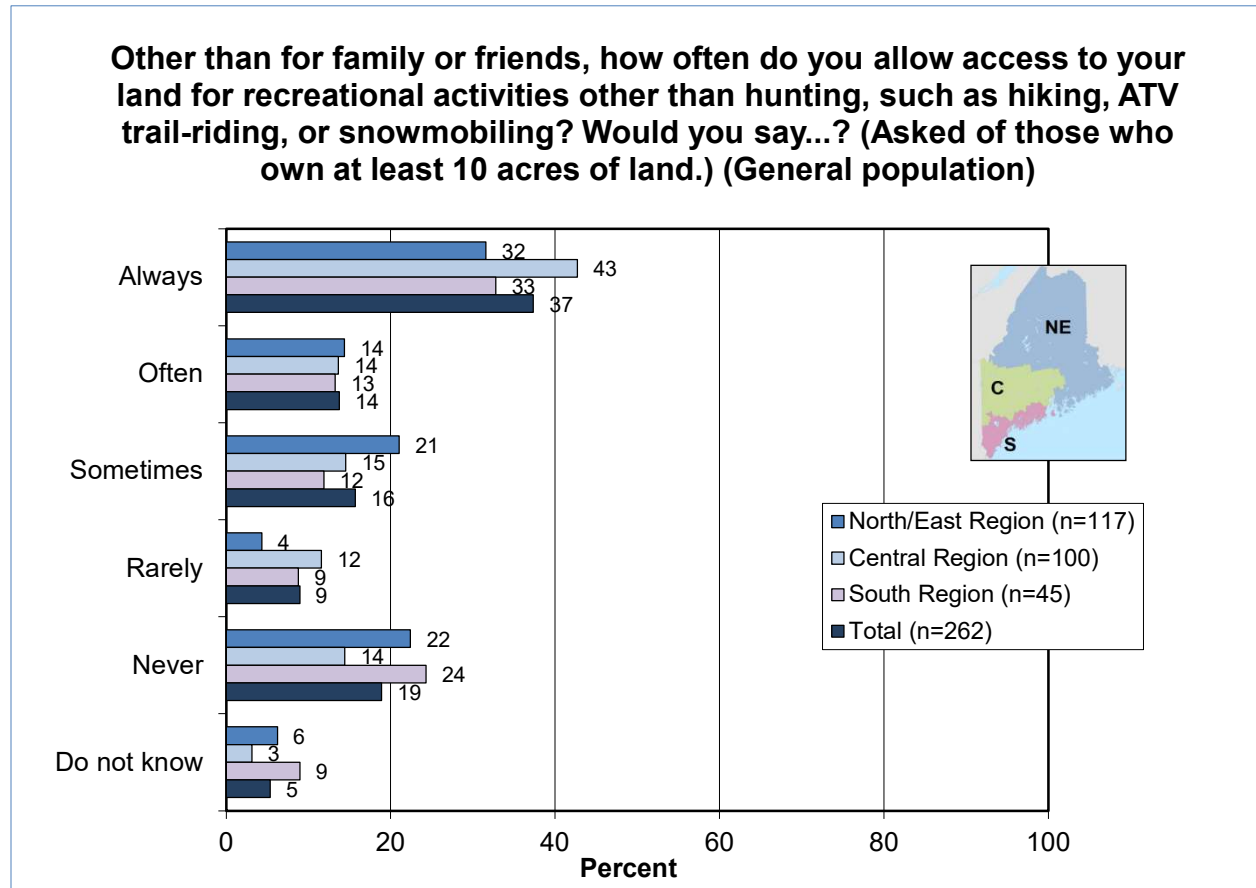
This question was examined further among the landowner sample. Among landowners who *do not* currently post their land, 44% say they would be more likely to restrict access to hunting on their land if Sunday hunting were allowed (regions were combined for this crosstabulation). This includes at least a third of this group in each region, with 73% in the South Region and one large industrial landowner saying they would be more likely to restrict hunting access. These results are shown below, and a crosstabulation based on the amount of acreage owned is shown on the following page.

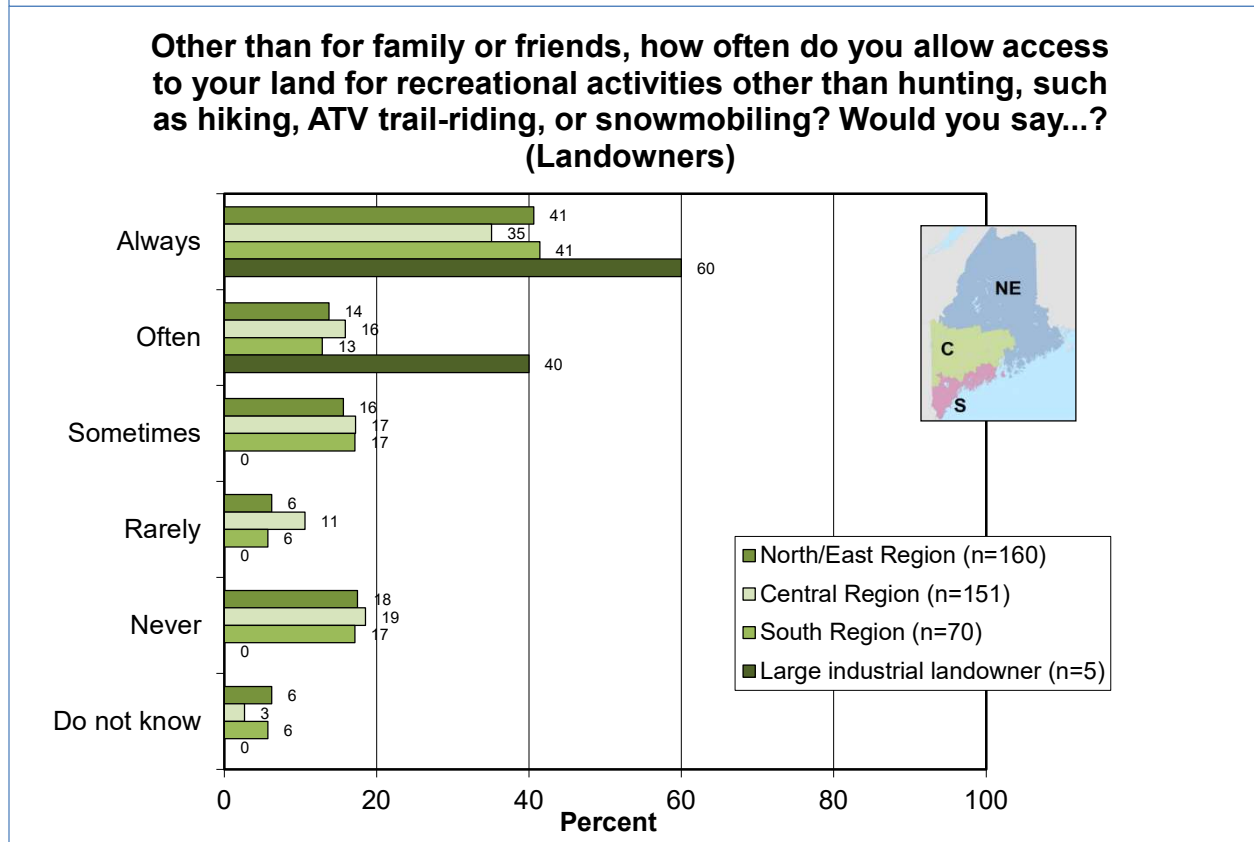
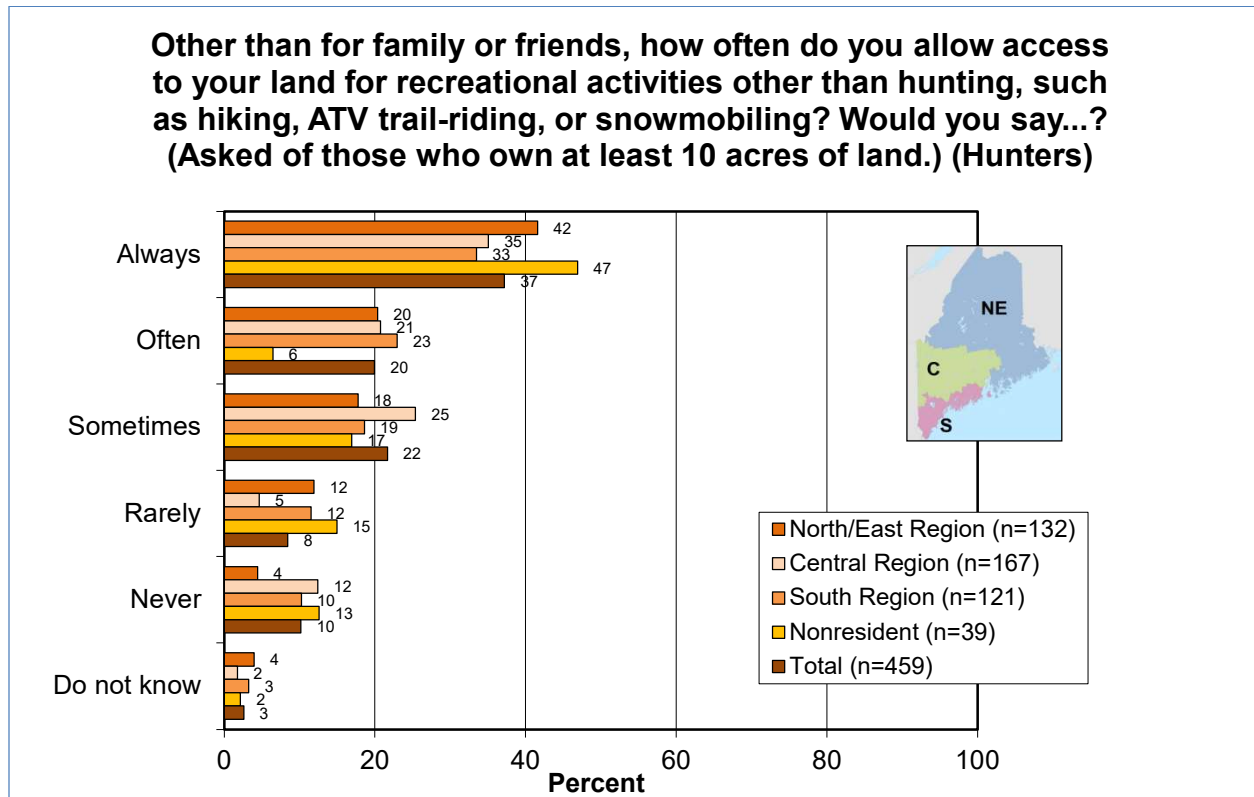




Landowners were asked how often they allow access to their land for recreational activities other than hunting (e.g., hiking, ATV riding, snowmobiling), other than for family and friends.

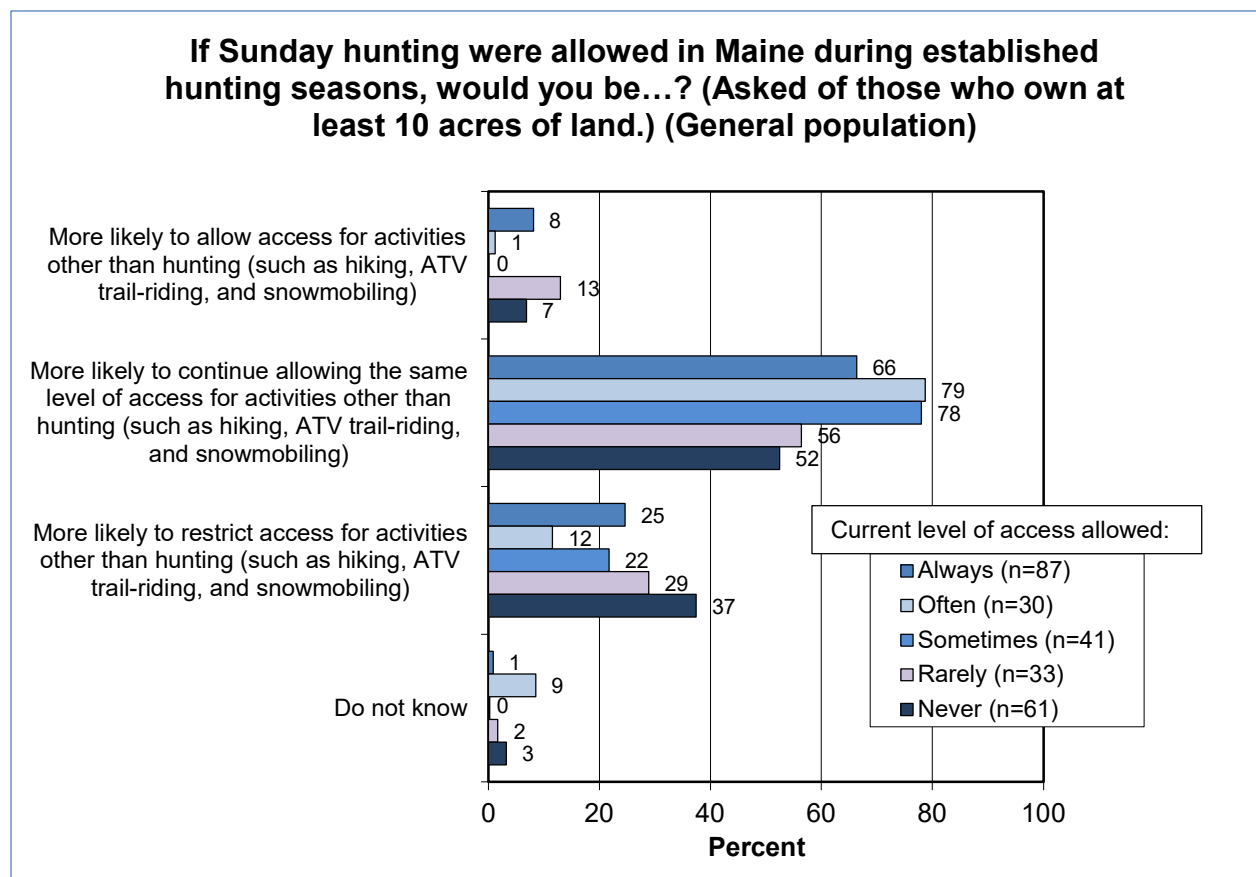
- Over three fourths of landowning residents (76%) allow access: 37% always allow access, 14% often do, 16% sometimes do, and 9% rarely do; 19% never allow access.
- Most landowning hunters (87%) allow access: 37% always, 20% often, 22% sometimes, 8% rarely; 10% never.
- Among the landowner sample, 76% to 79% allow access: 35% to 41% always, 13% to 16% often, 16% to 17% sometimes, 6% to 11% rarely; 17% to 19% never.



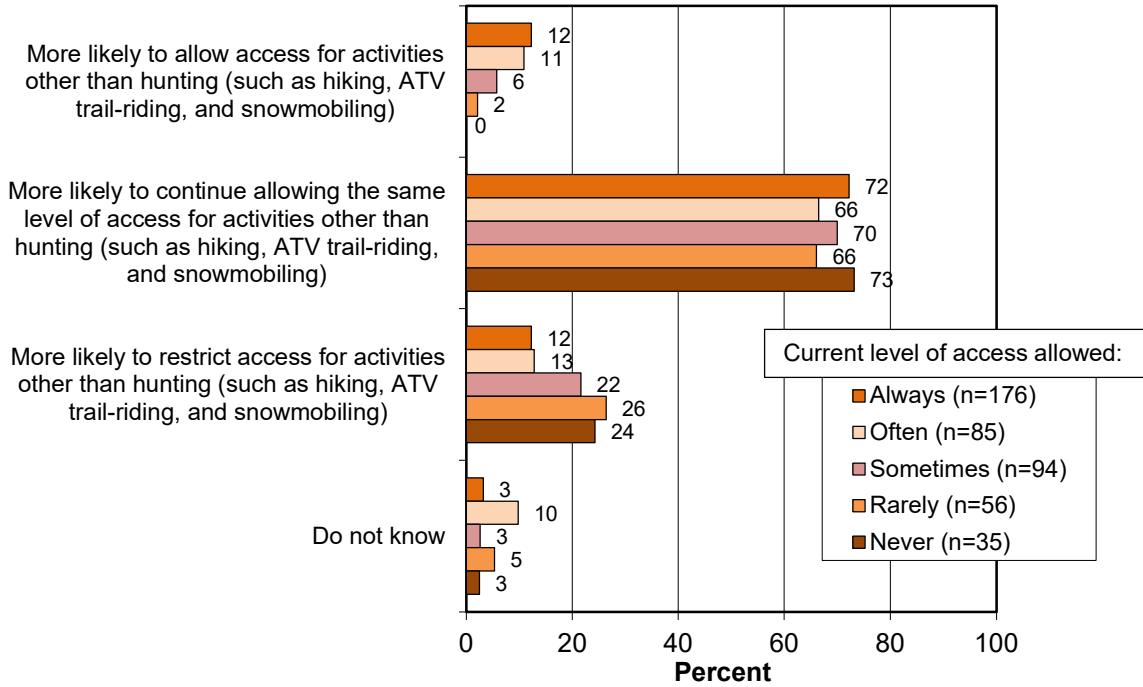


Landowners were asked, if Sunday hunting were allowed, if they would be more likely to allow access for activities other than hunting (such as hiking, ATV riding, or snowmobiling), more likely to restrict access, or more likely to allow the same level of access.

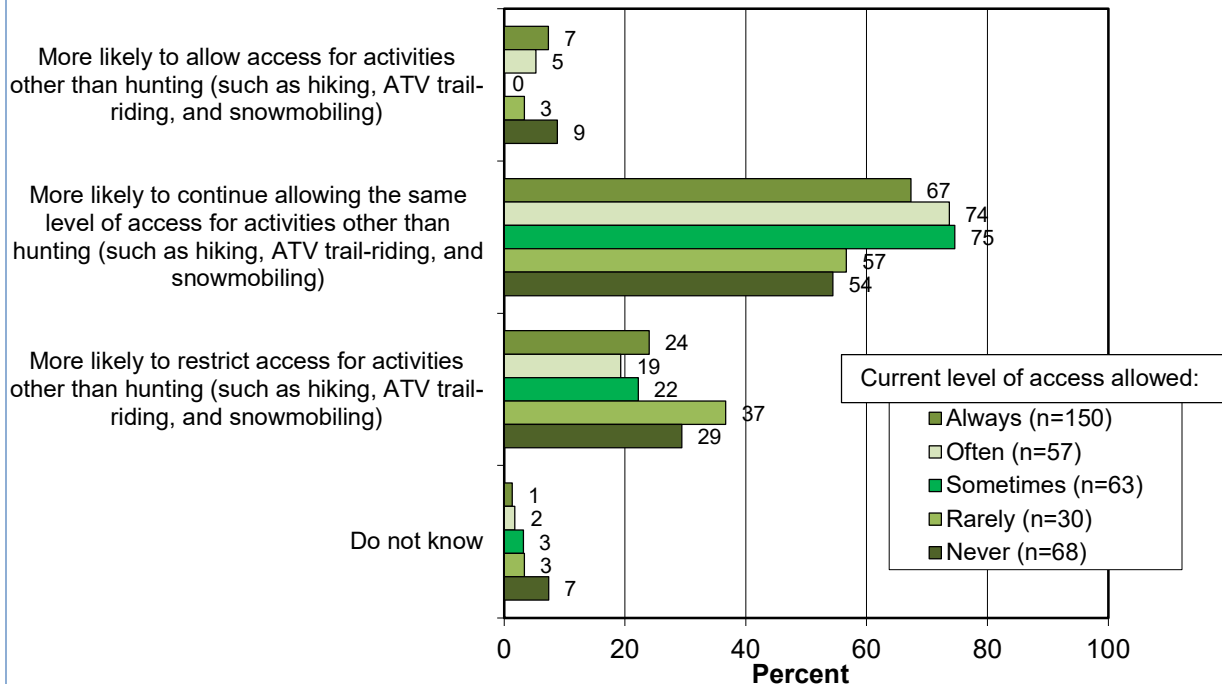
- Among landowning residents: 25% of those who always allow access, 12% of those who often do, 22% of those who sometimes do, and 29% of those who rarely do would be more likely to restrict access if Sunday hunting were allowed.
- Among landowning hunters: 12% of those who always allow access, 13% of those who often do, 22% of those who sometimes do, and 26% of those who rarely do would be more likely to restrict access.
- Among the landowner sample: 24% of those who always allow access, 19% of those who often do, 22% of those who sometimes do, and 37% of those who rarely do would be more likely to restrict access. (The regions were combined for this crosstabulation.)



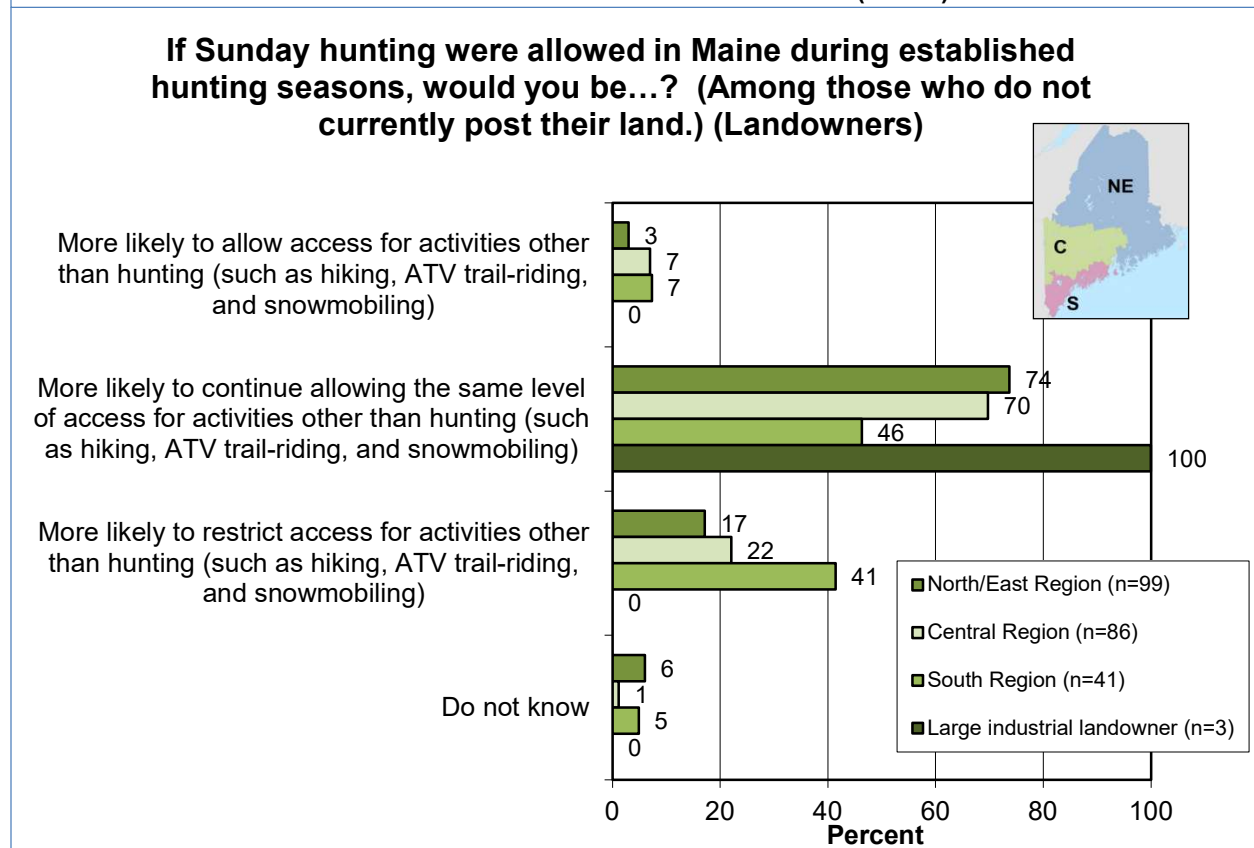
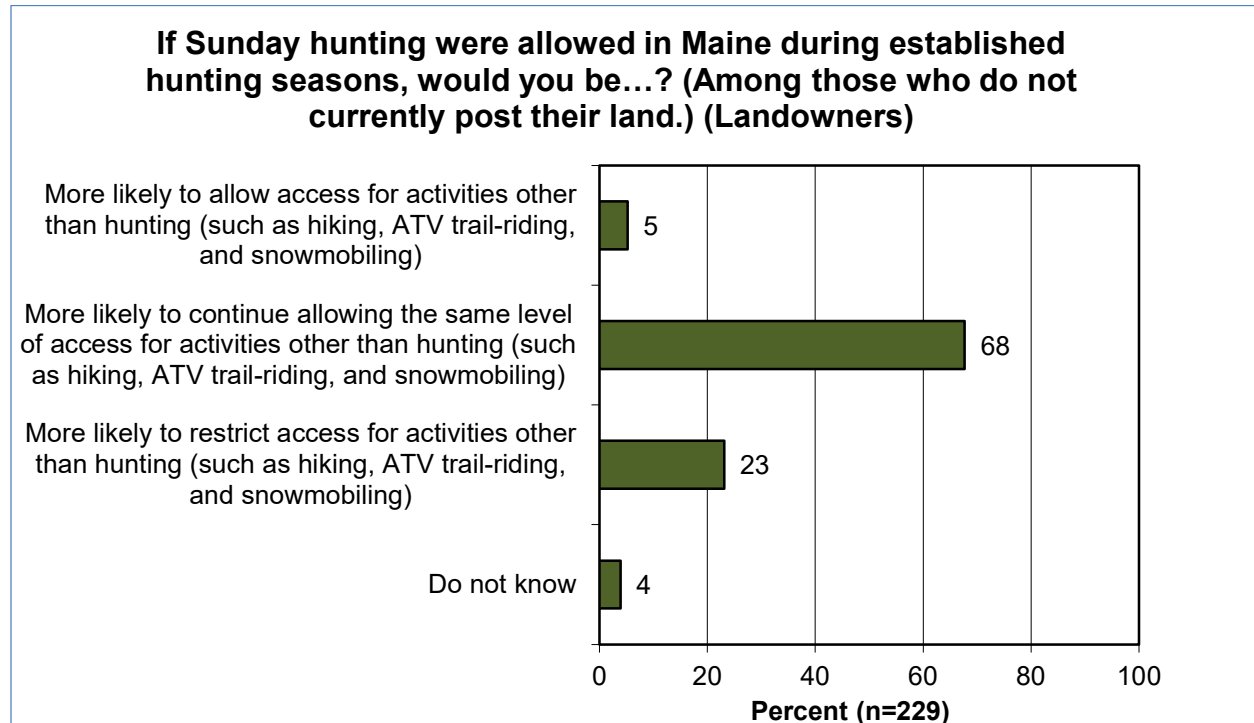
If Sunday hunting were allowed in Maine during established hunting seasons, would you be...? (Asked of those who own at least 10 acres of land.) (Hunters)



If Sunday hunting were allowed in Maine during established hunting seasons, would you be...? (Landowners)



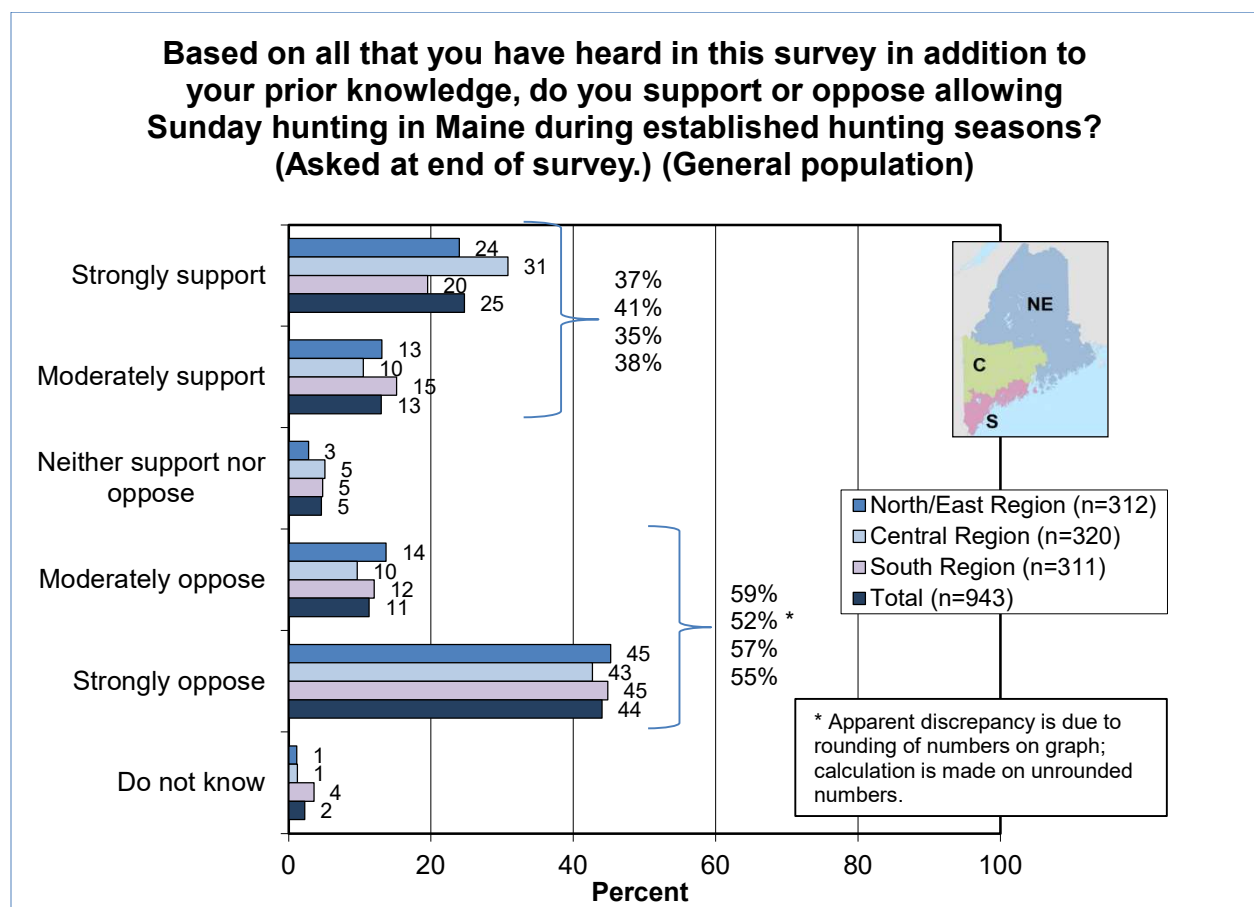
Among those in the landowner sample who *do not* currently post their land, nearly a quarter (23%) say they would be more likely to restrict access to non-hunting activities on their land if Sunday hunting were allowed (regions were combined for the overall crosstabulation, and regional results are also shown).



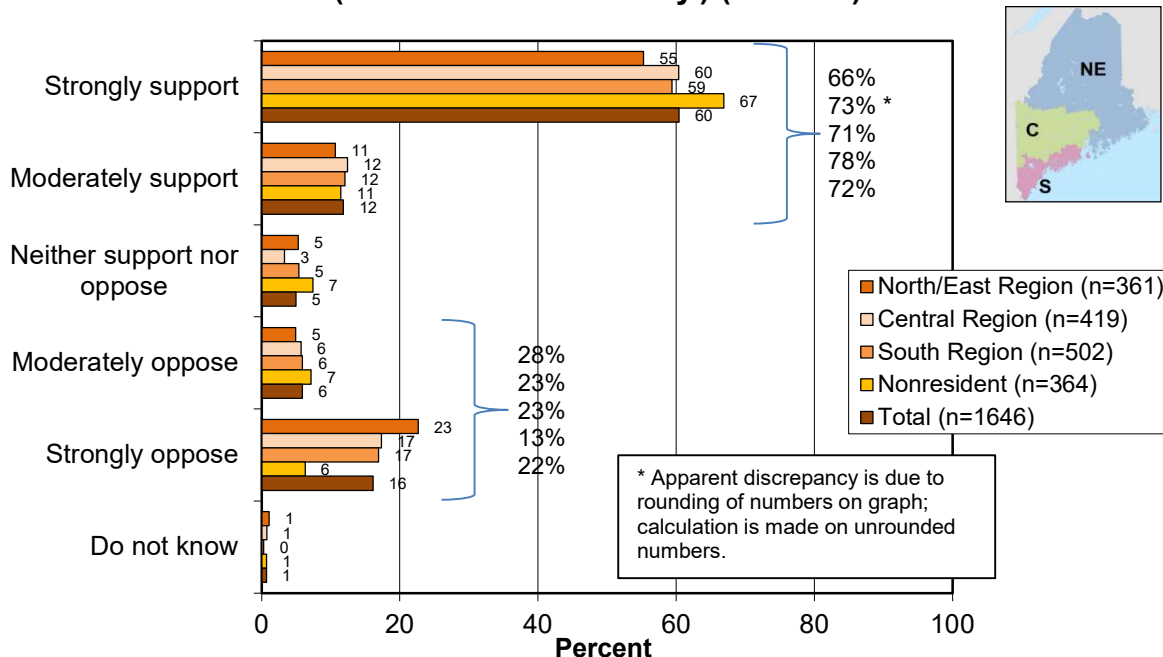
FINAL SUPPORT FOR OR OPPOSITION TO SUNDAY HUNTING

Given the information, scenarios, and conditions that were presented during the survey, respondents were asked again at the end of the survey about support for or opposition to Sunday hunting to see if their attitudes had shifted over the course of the survey. In general, the changes were very small.

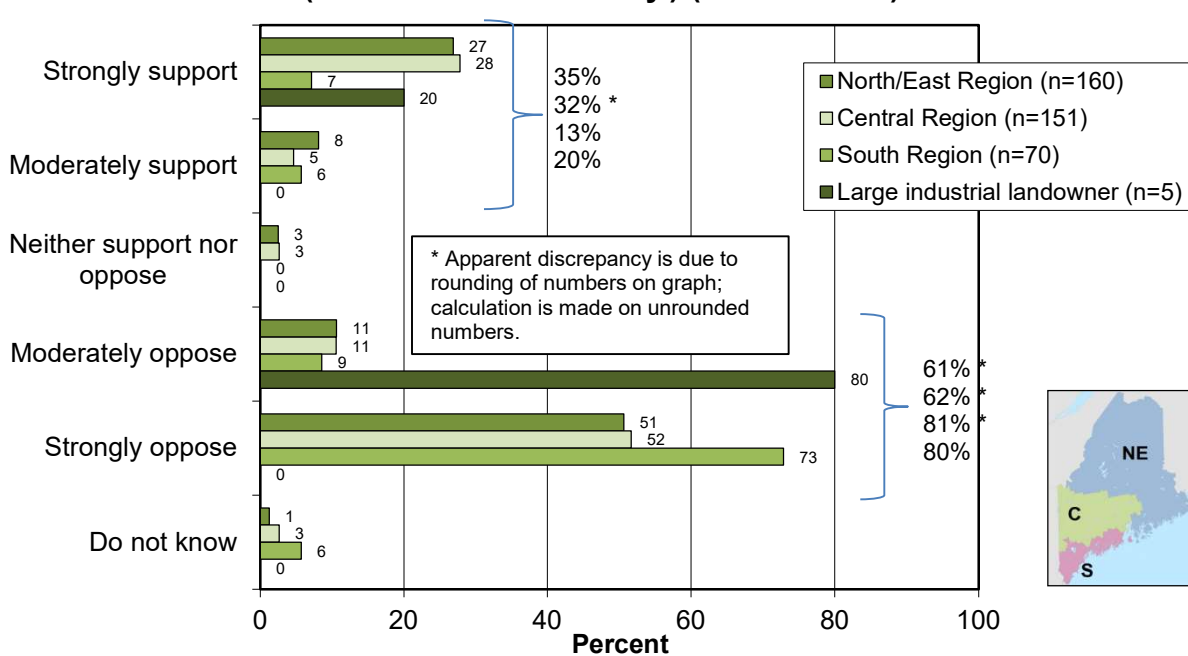
- Among the general population, support for Sunday hunting increased from 34% to 38%, and opposition increased a percent (54% to 55%).
- Among hunters, support increased from 69% to 72%, and opposition decreased from 23% to 22%.
- Among landowners in each region:
 - North/East Region: support increased from 33% to 35%, and opposition decreased from 62% to 61%.
 - Central: support decreased from 33% to 32%, and opposition increased from 61% to 62%.
 - South: both support (13%) and opposition (81%) remained the same.



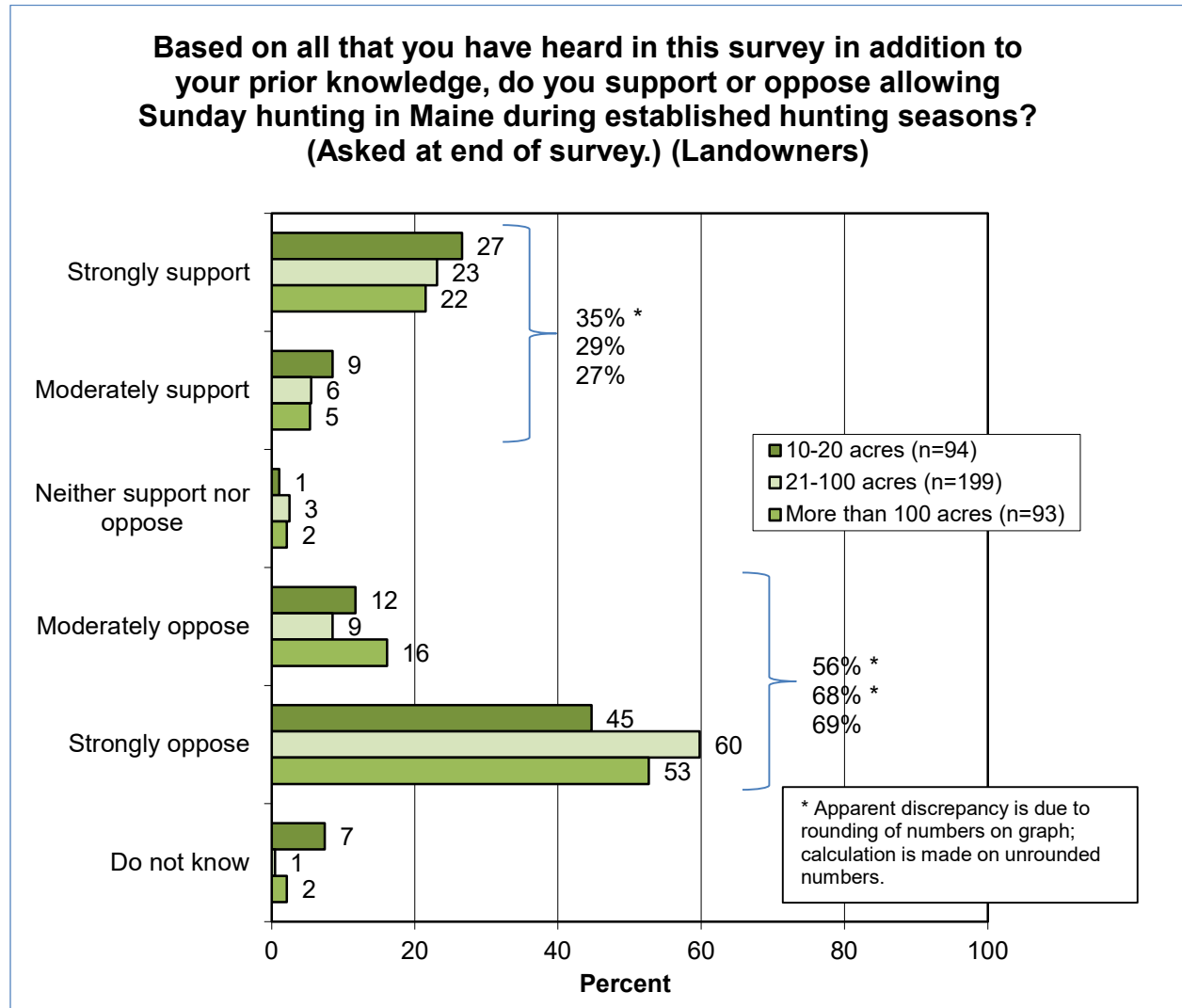
Based on all that you have heard in this survey in addition to your prior knowledge, do you support or oppose allowing Sunday hunting in Maine during established hunting seasons? (Asked at end of survey.) (Hunters)



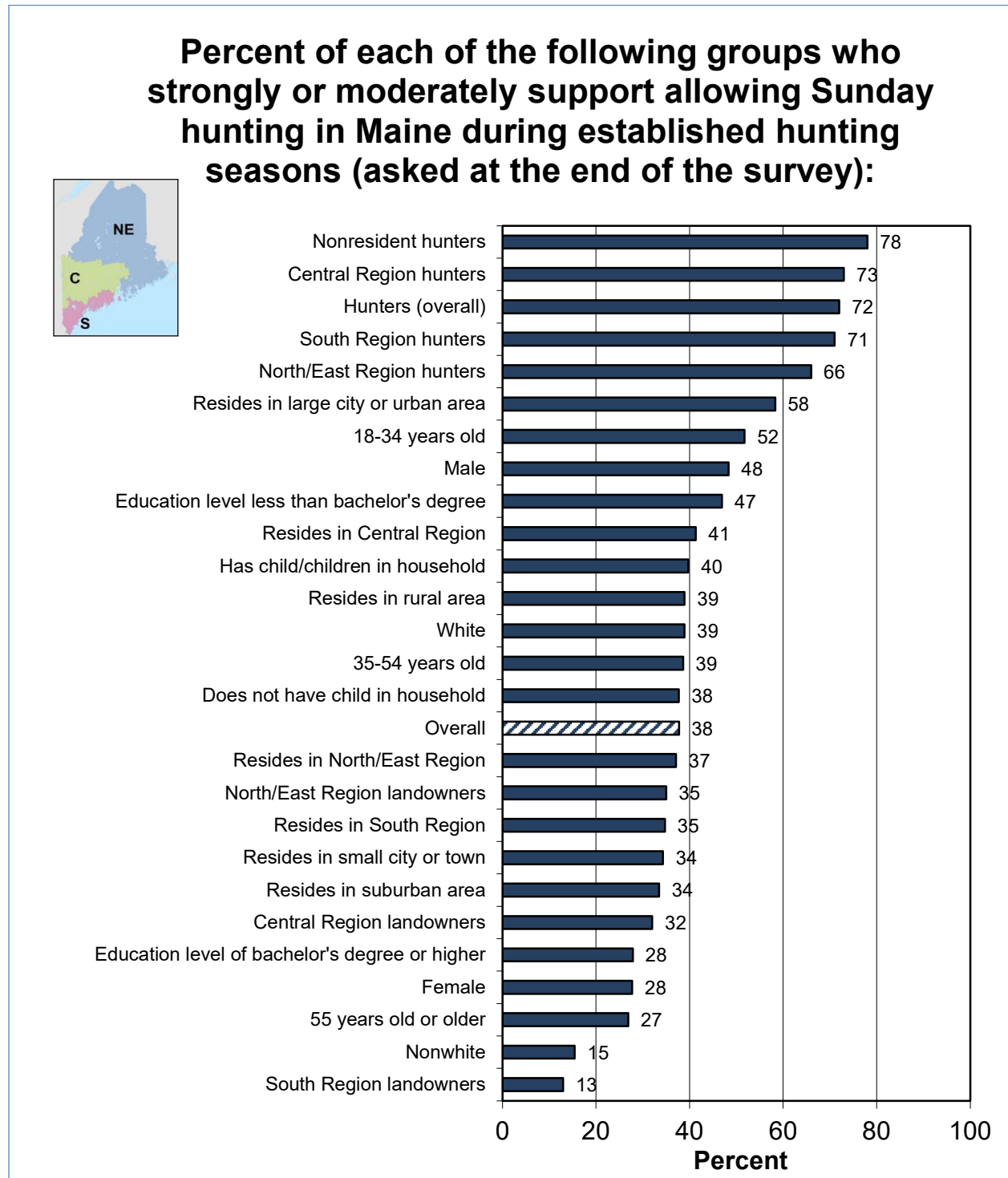
Based on all that you have heard in this survey in addition to your prior knowledge, do you support or oppose allowing Sunday hunting in Maine during established hunting seasons? (Asked at end of survey.) (Landowners)



Looking at overall support by landowners within the size categories, support increased from 34% to 35% among the small group, it remained at 29% among the middle group, and it increased from 25% to 27% among the large group. (The regions were combined for this crosstabulation.)

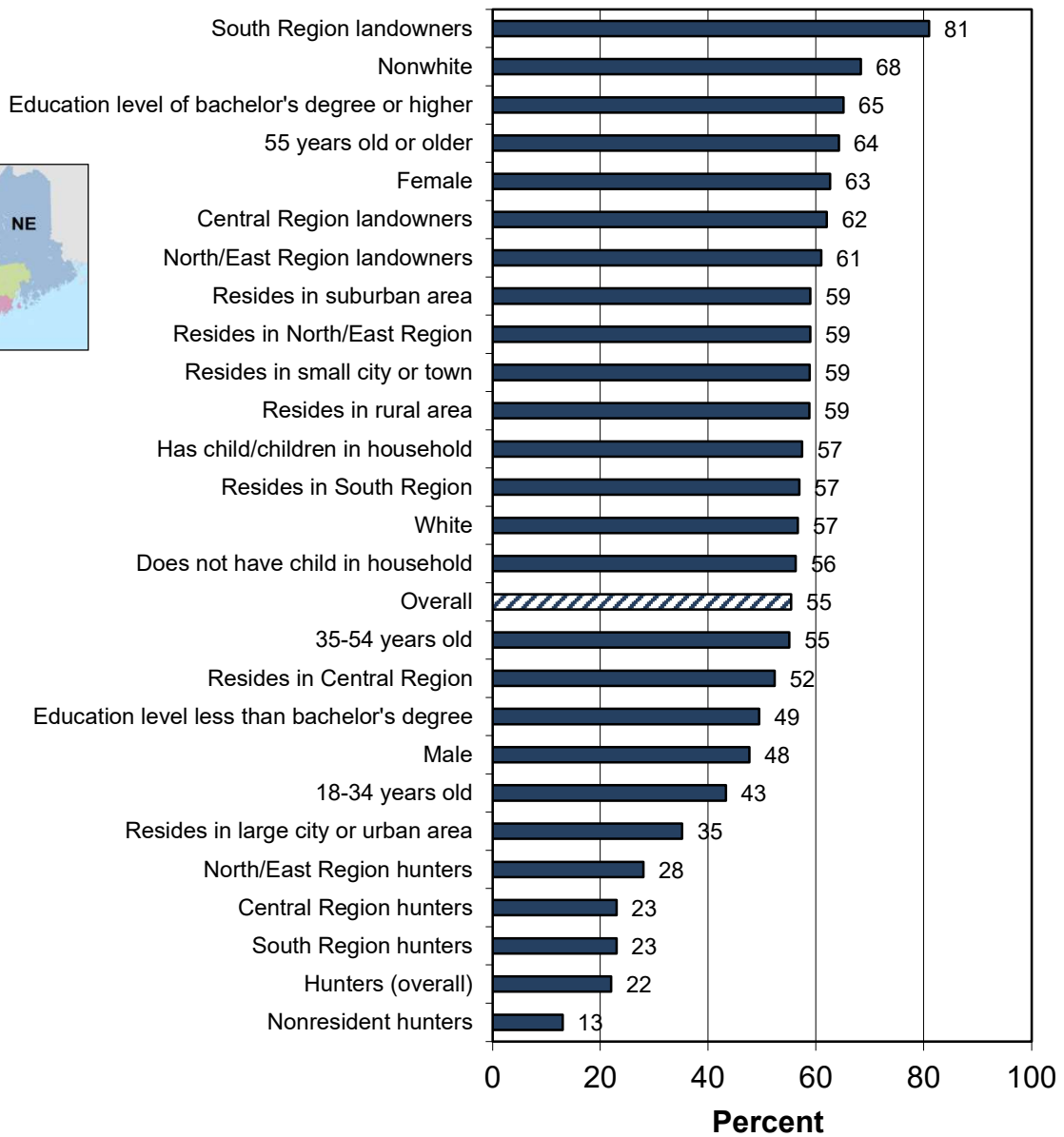


The demographic analyses graph shows that final support for Sunday hunting is highest among hunters, large city residents, younger residents, and male residents.

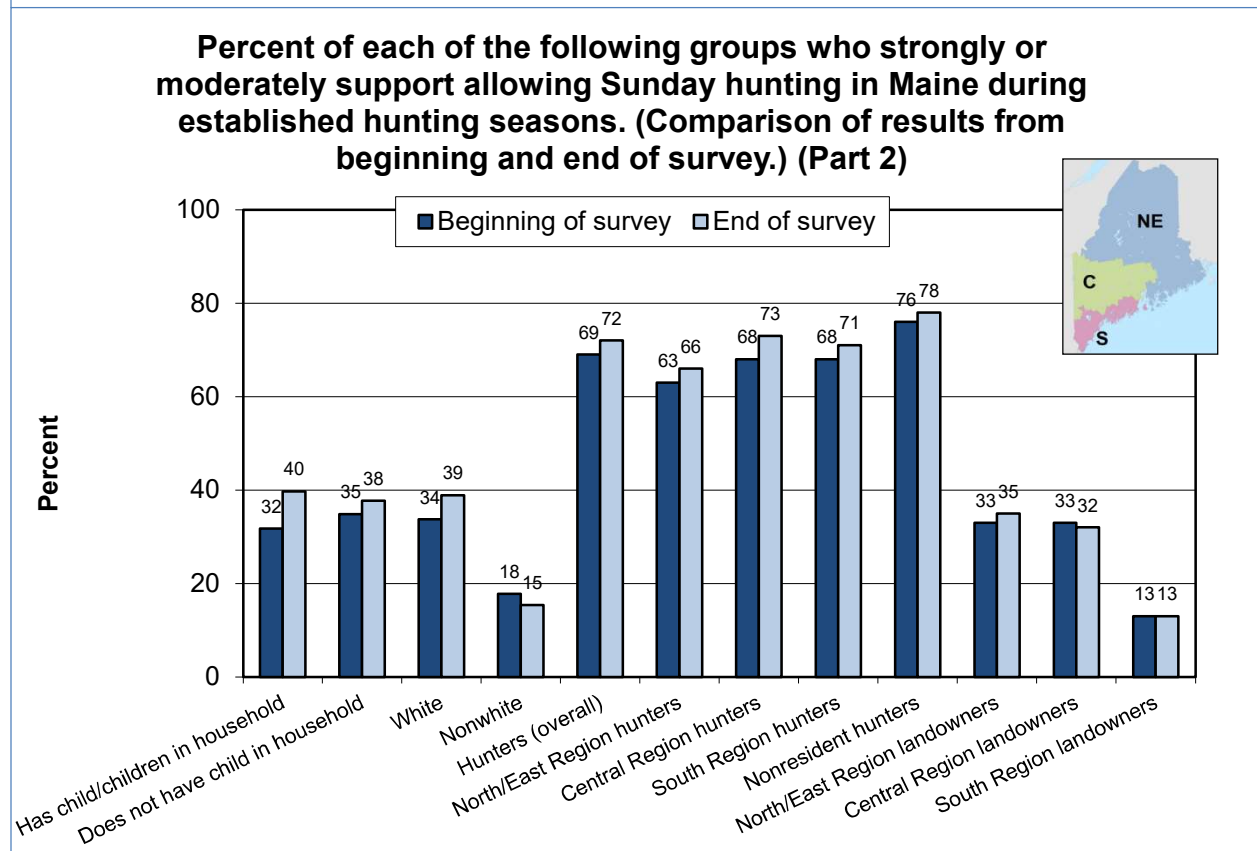
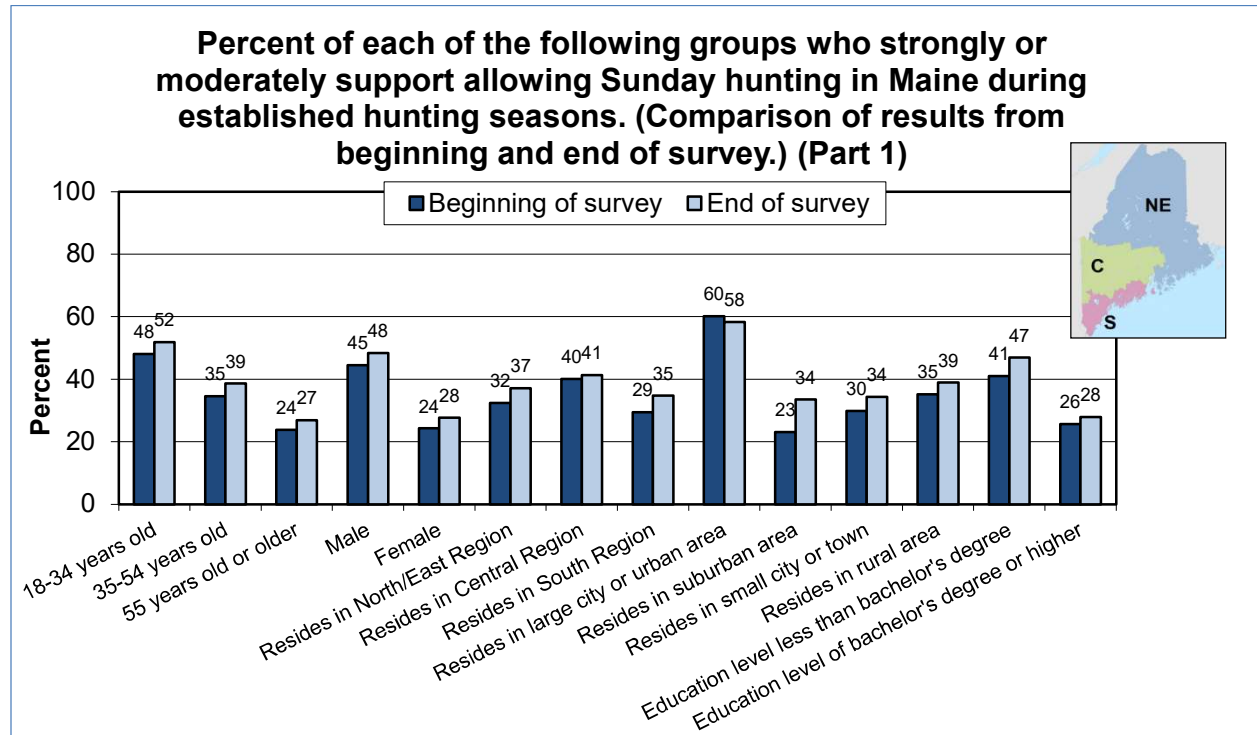


Final opposition to Sunday hunting is highest among landowners (especially those in the South Region) and residents who are nonwhite, in the higher education category, 55 or older, and female.

Percent of each of the following groups who strongly or moderately oppose allowing Sunday hunting in Maine during established hunting seasons (asked at the end of the survey):

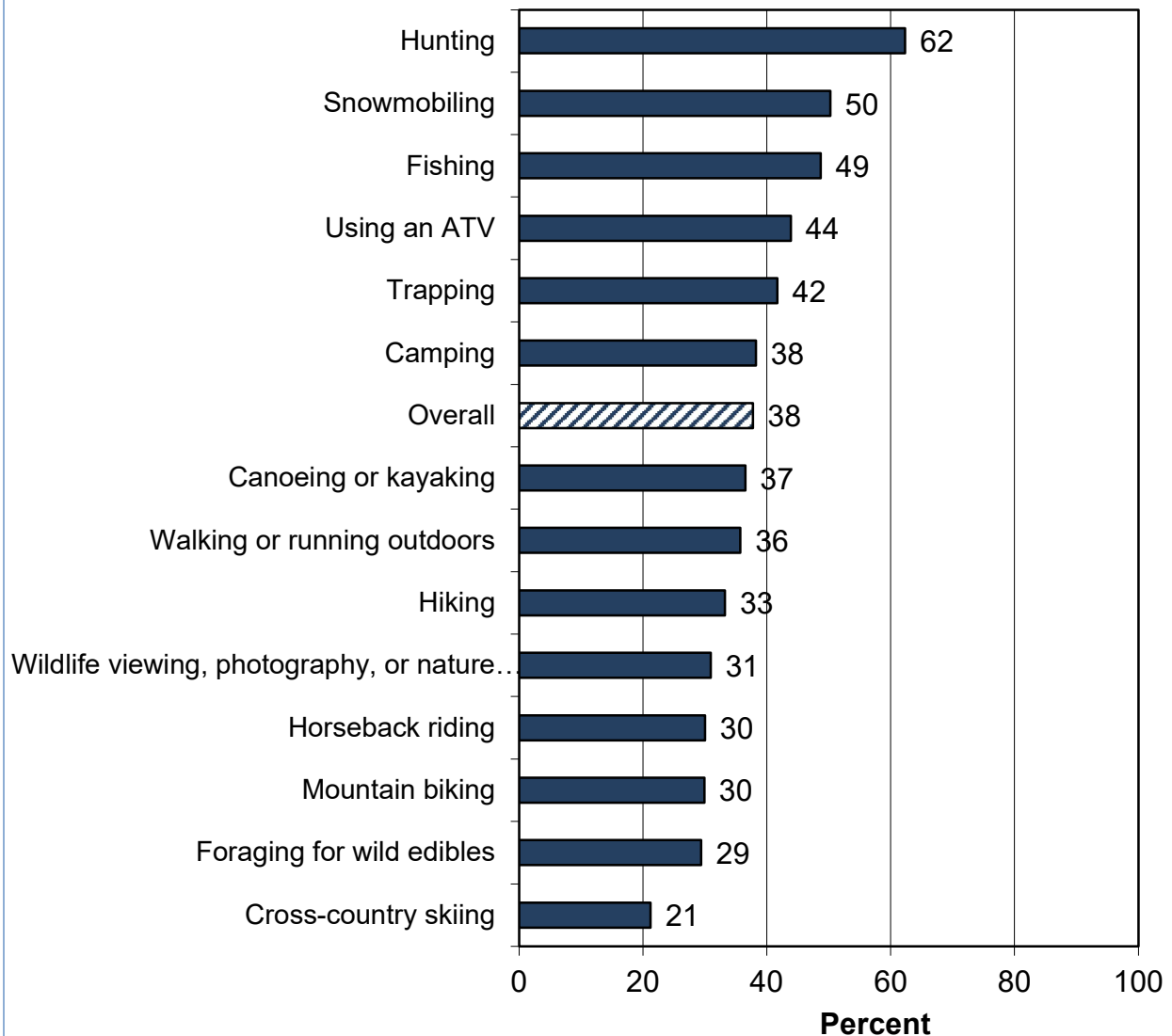


The comparison graph below shows that support for Sunday hunting increased slightly across most demographic groups over the course of the survey. Increases were highest among suburban residents, North/East Region residents, those in the lower education category, and those with children in the household.



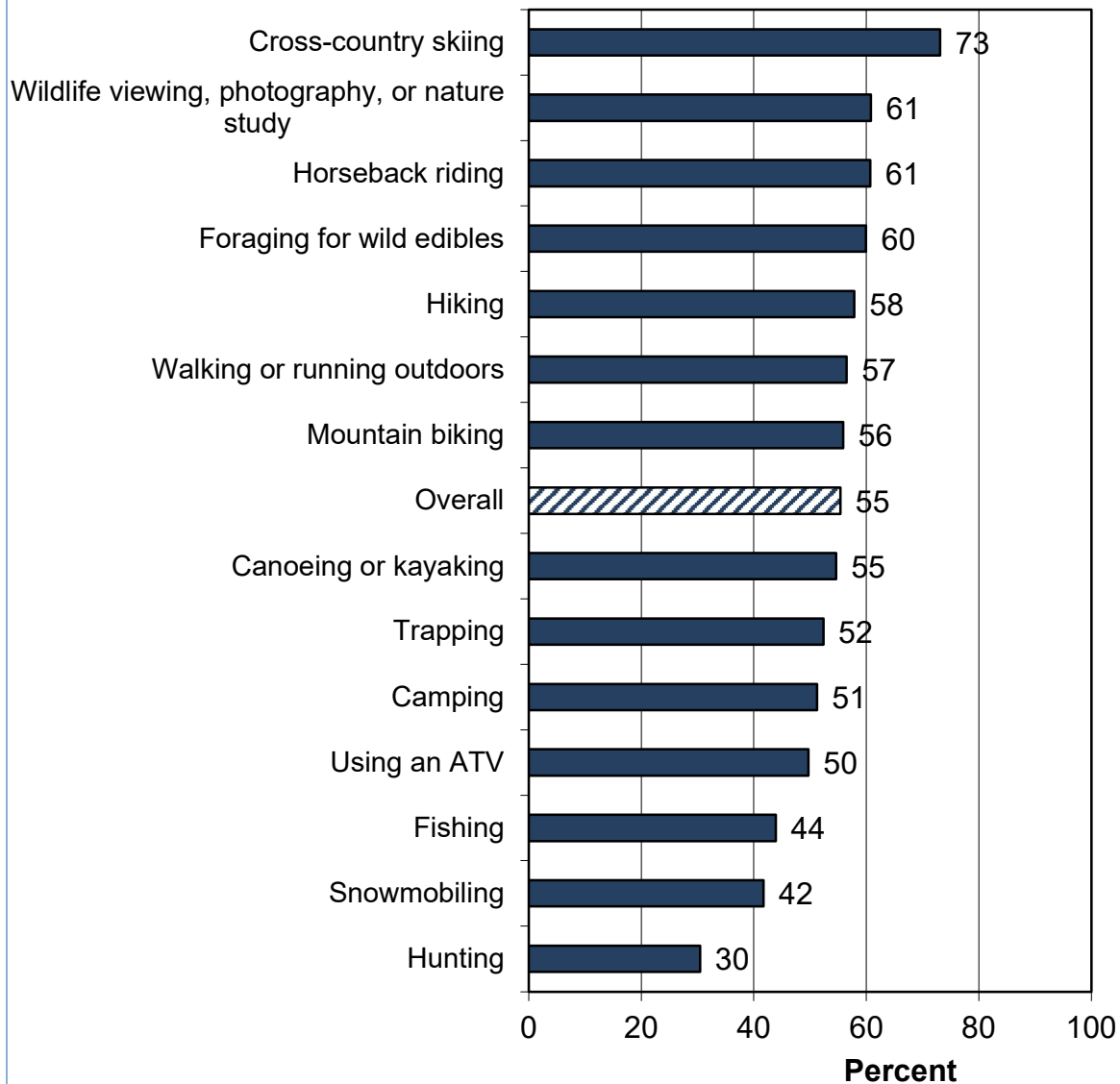
Among recreationists, hunters, snowmobilers, and anglers are most likely to support Sunday hunting.

**Percent of each of the following groups who strongly or moderately support allowing Sunday hunting in Maine during established hunting seasons (asked at the end of the survey):
(Among general population residents who participated in each activity in Maine over the past 12 months.)**

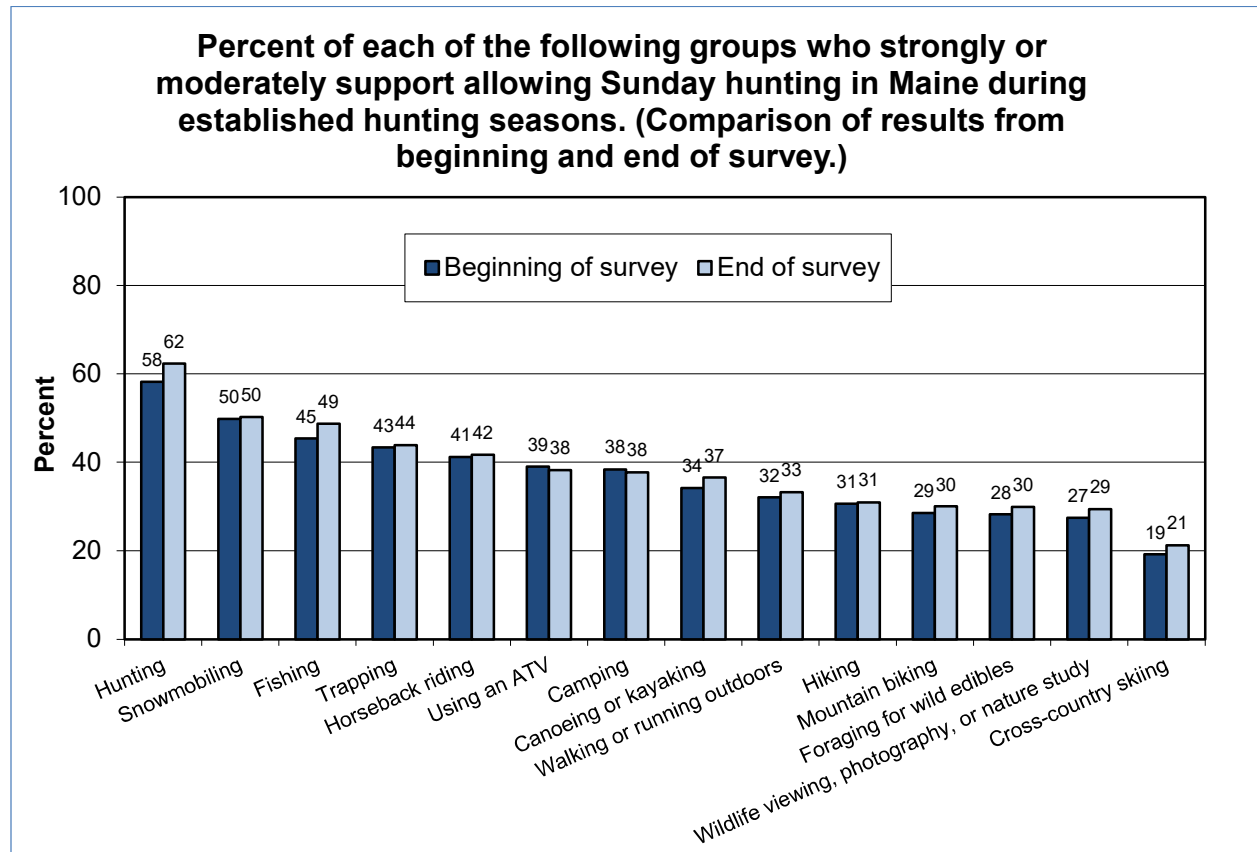


By far, cross-country skiers are the recreationists most likely to oppose Sunday hunting.

Percent of each of the following groups who strongly or moderately oppose allowing Sunday hunting in Maine during established hunting seasons (asked at the end of the survey): (Among general population residents who participated in each activity in Maine over the past 12 months.)

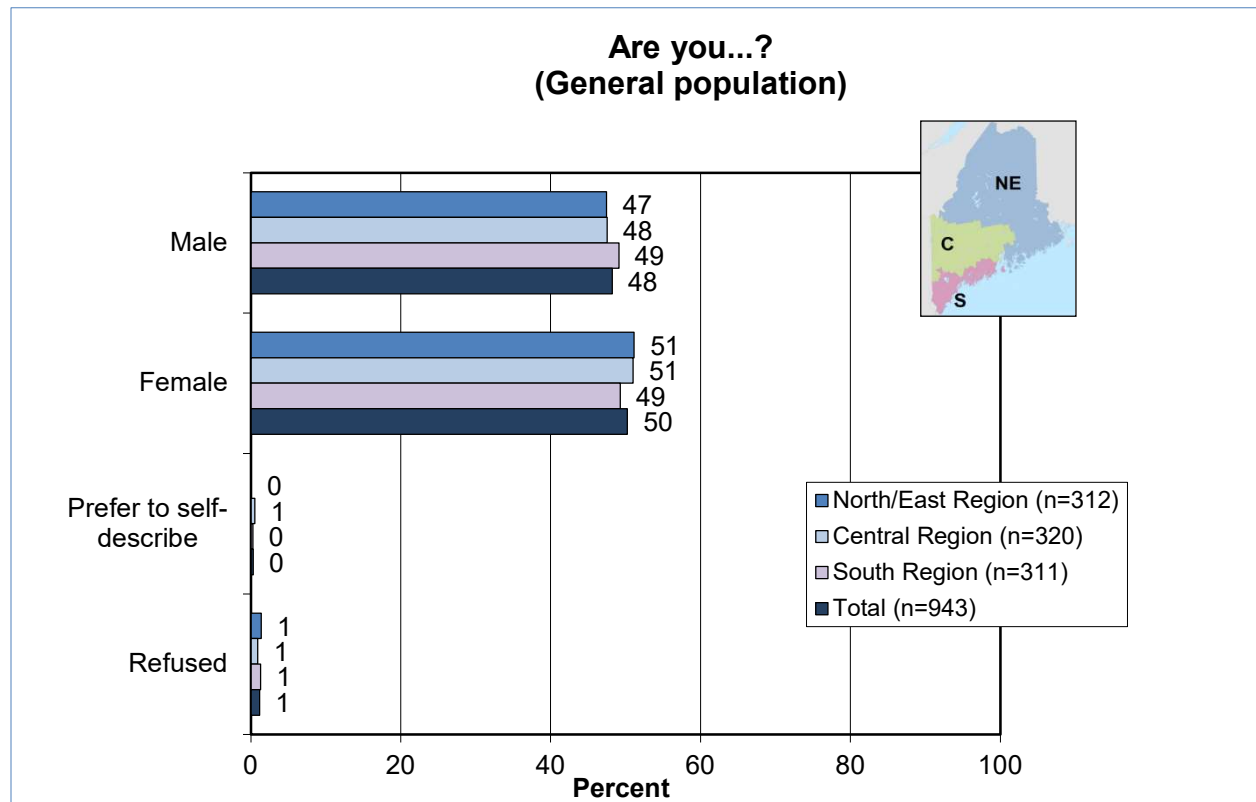


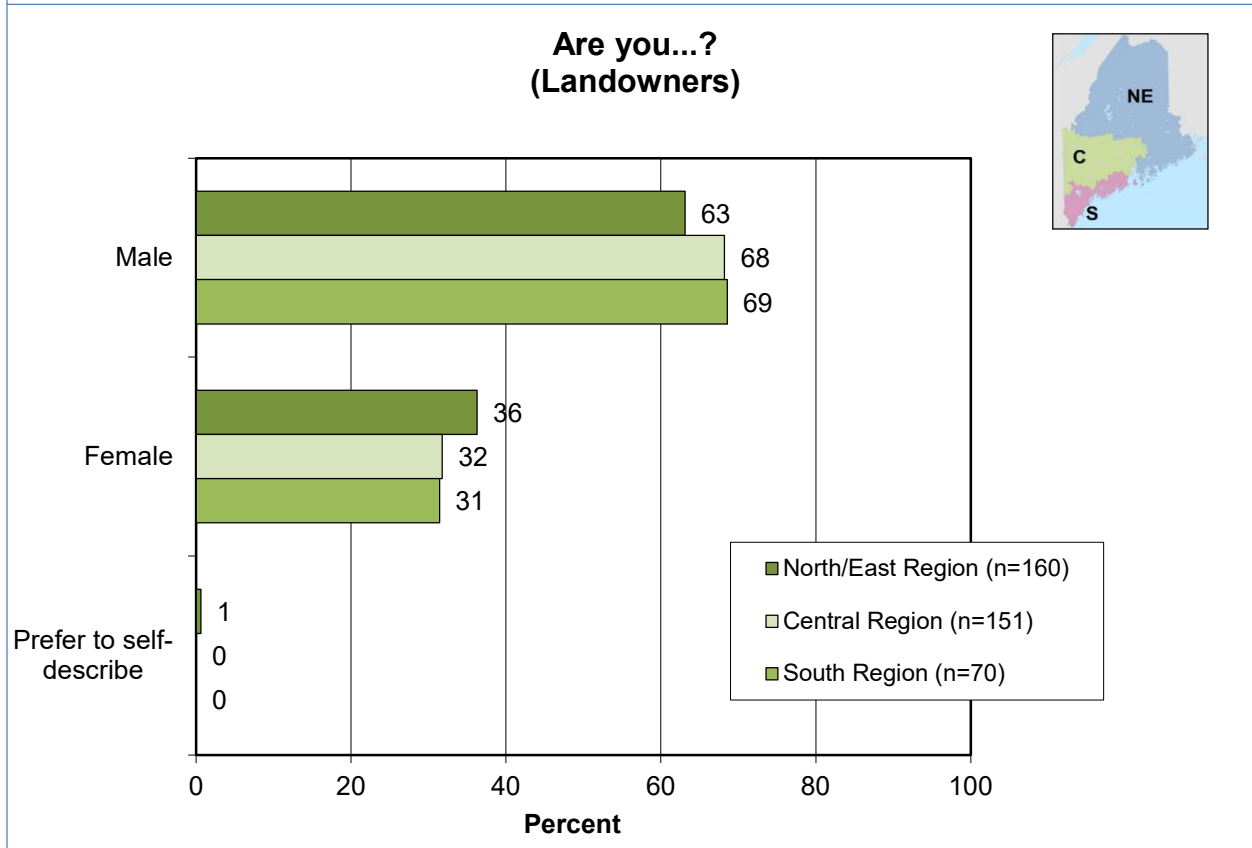
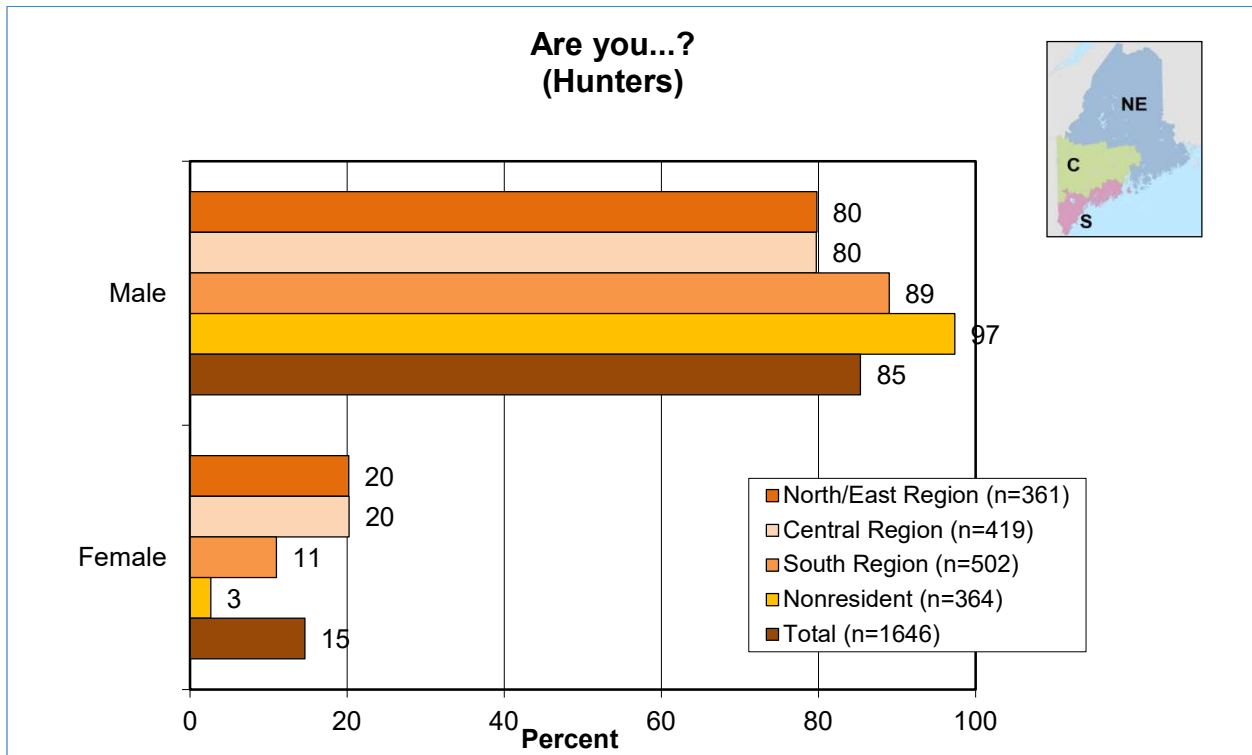
There was a slight increase in approval for Sunday hunting among most recreationists, with the largest increase among hunters and anglers (4% increase among each).

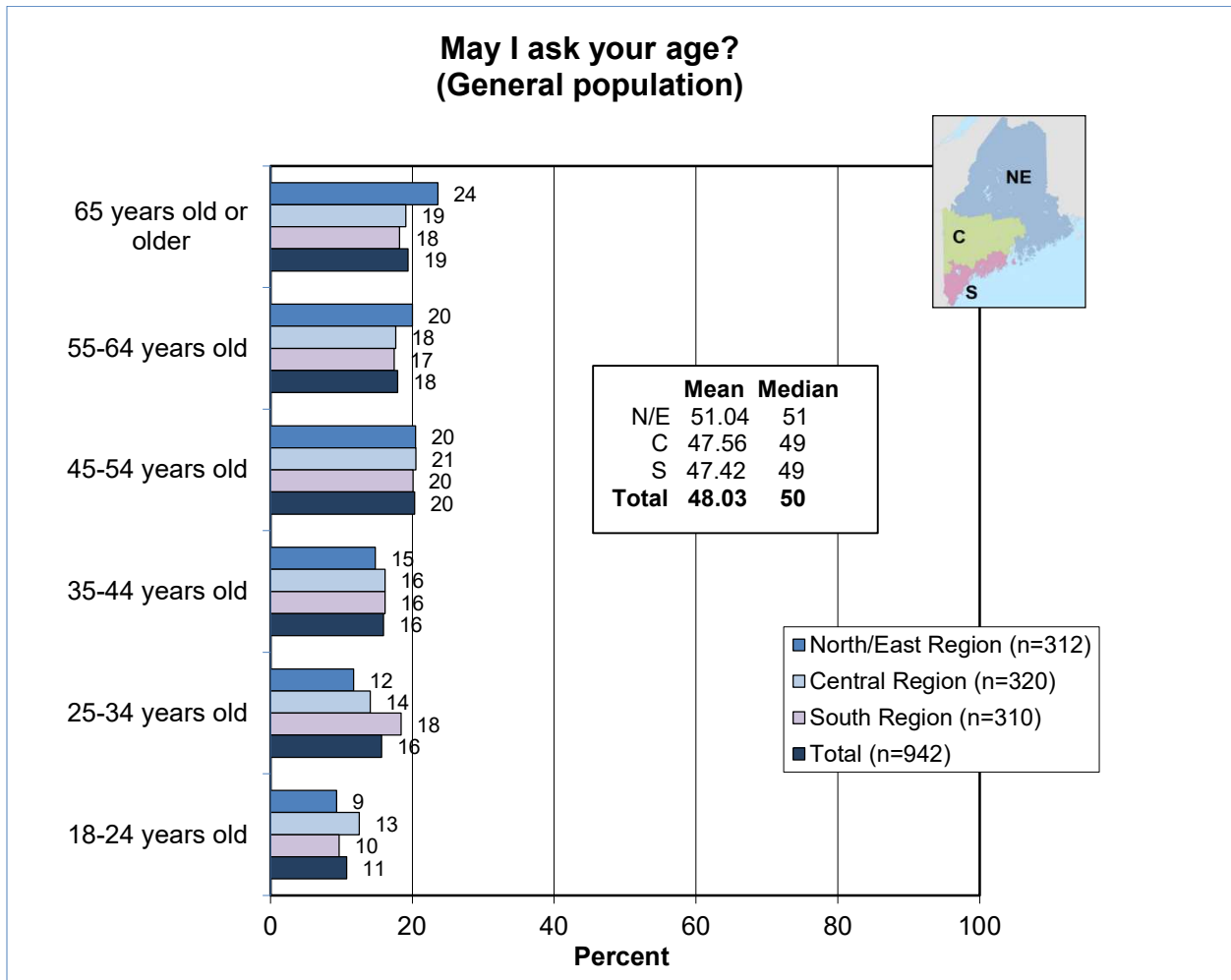


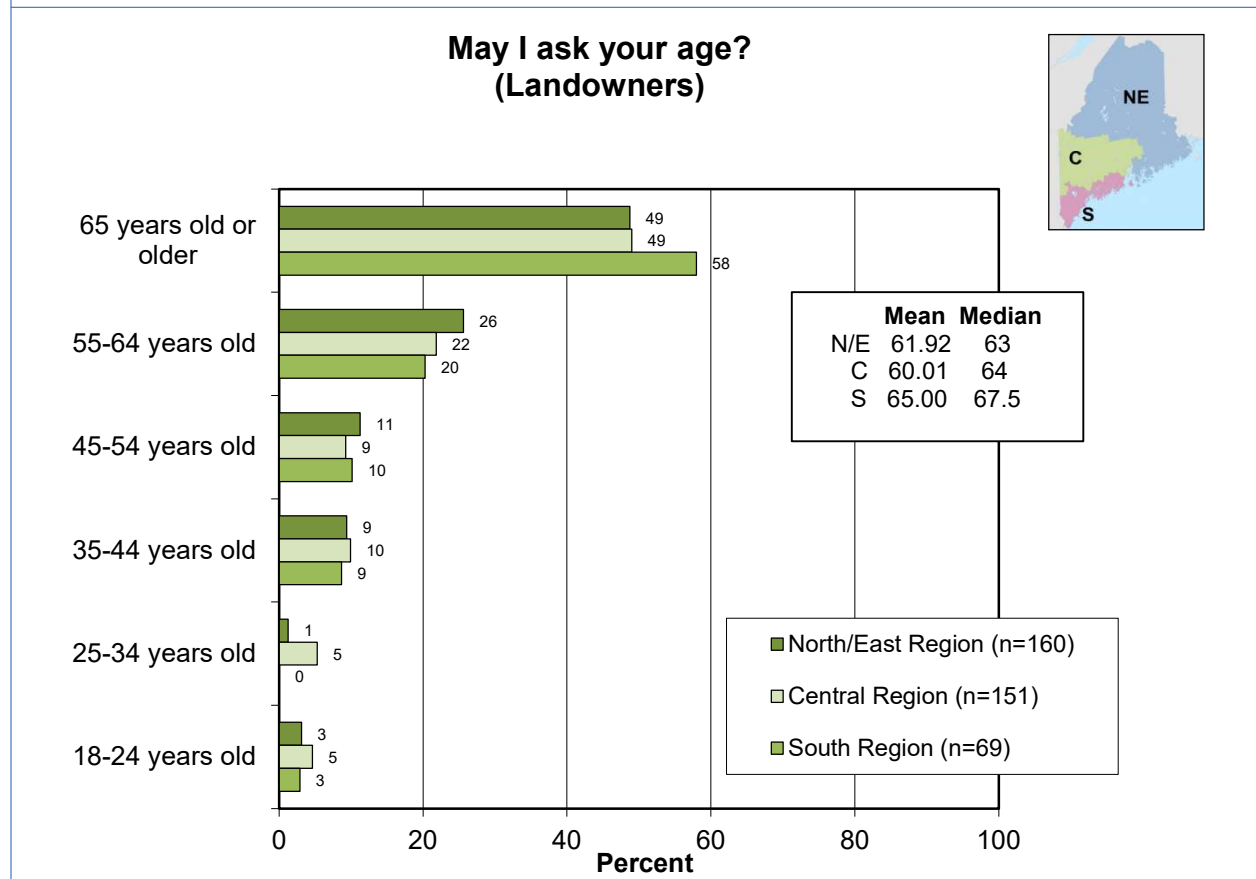
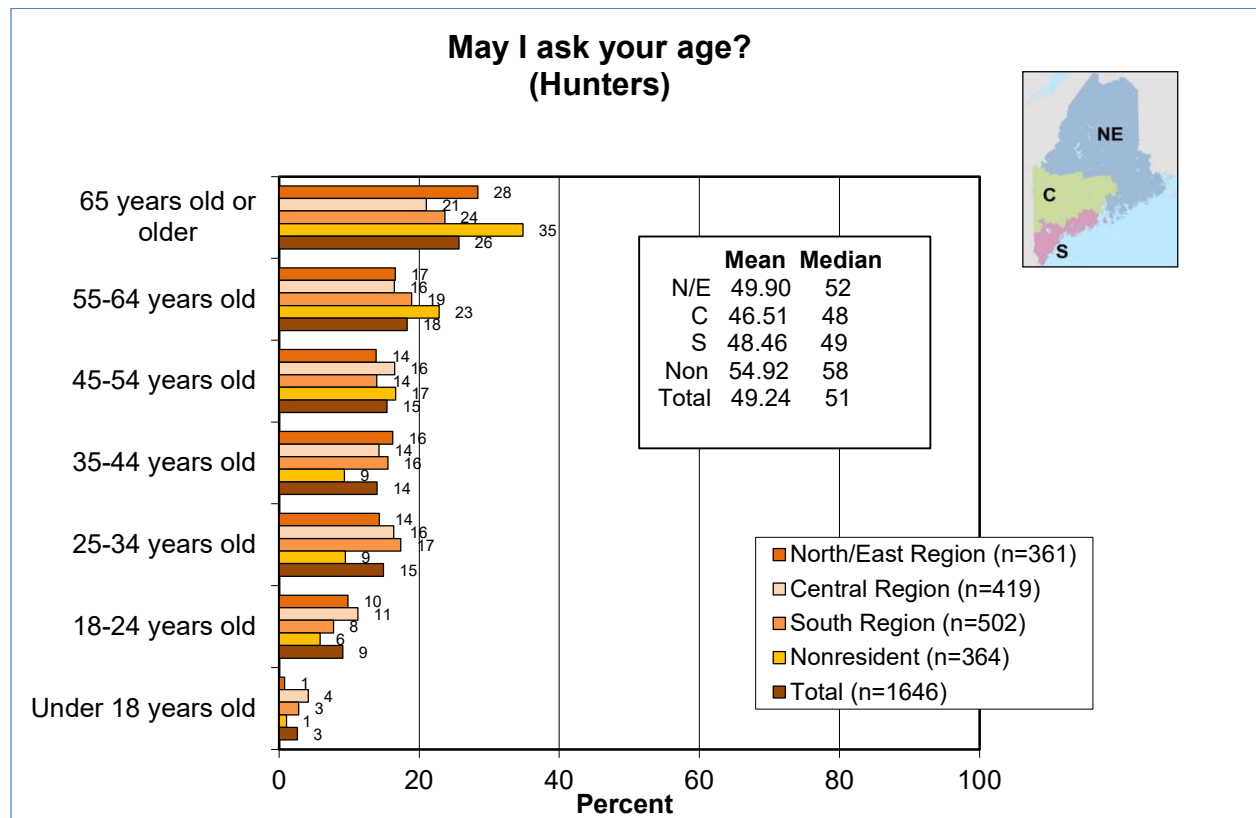
DEMOGRAPHIC CHARACTERISTICS

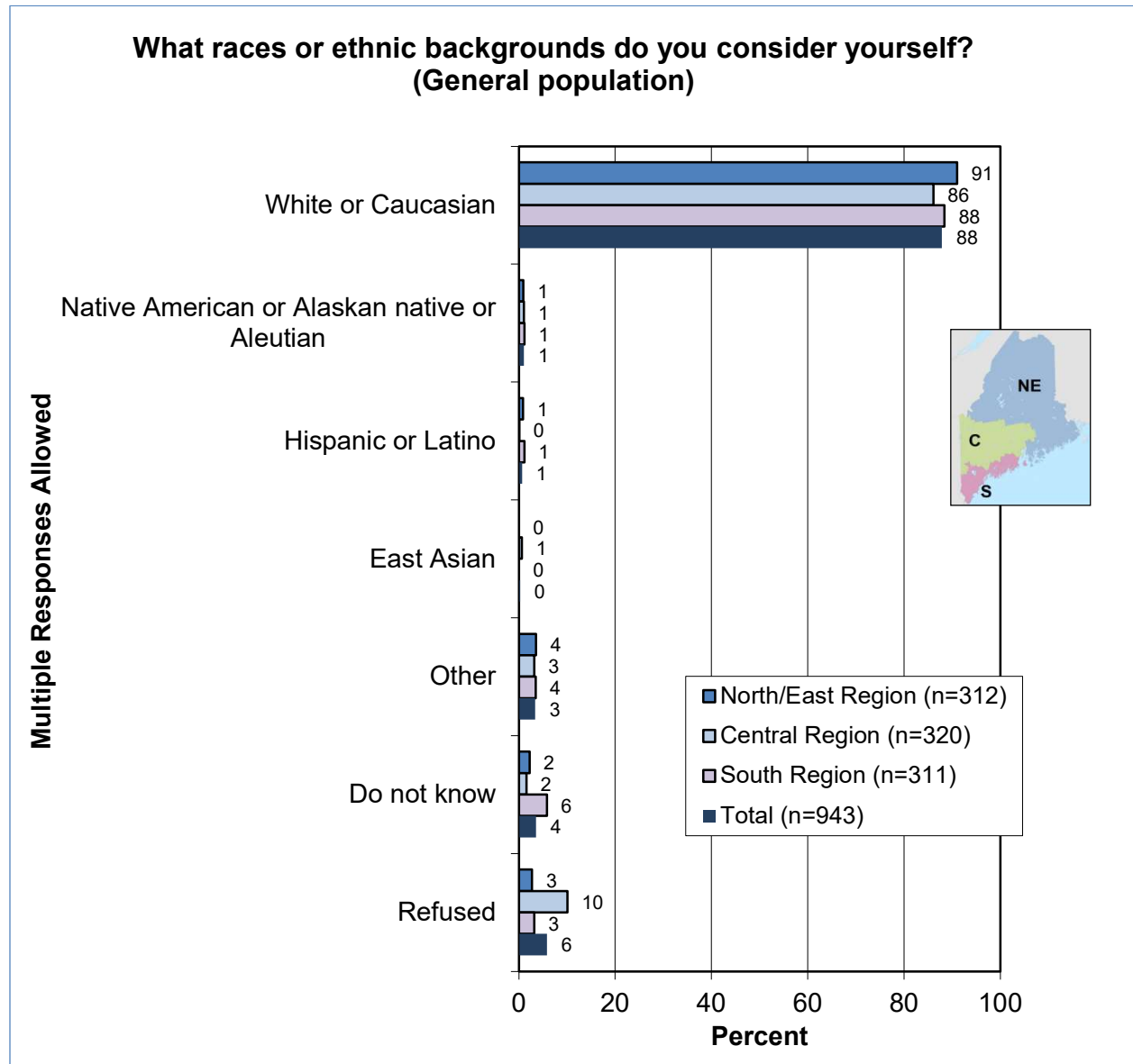
Demographic data primarily were collected for crosstabulations; these data include gender, age, race or ethnicity, type of residential area (urban-rural continuum), education level, number of children in household, county of residence, state of residence (for nonresident hunters), number of years owned land (for landowners in all samples), and county of largest tract owned (for landowners in all samples). Note that the large industrial landowners are not in these graphs because the individuals who completed the survey may not necessarily be the "owners."

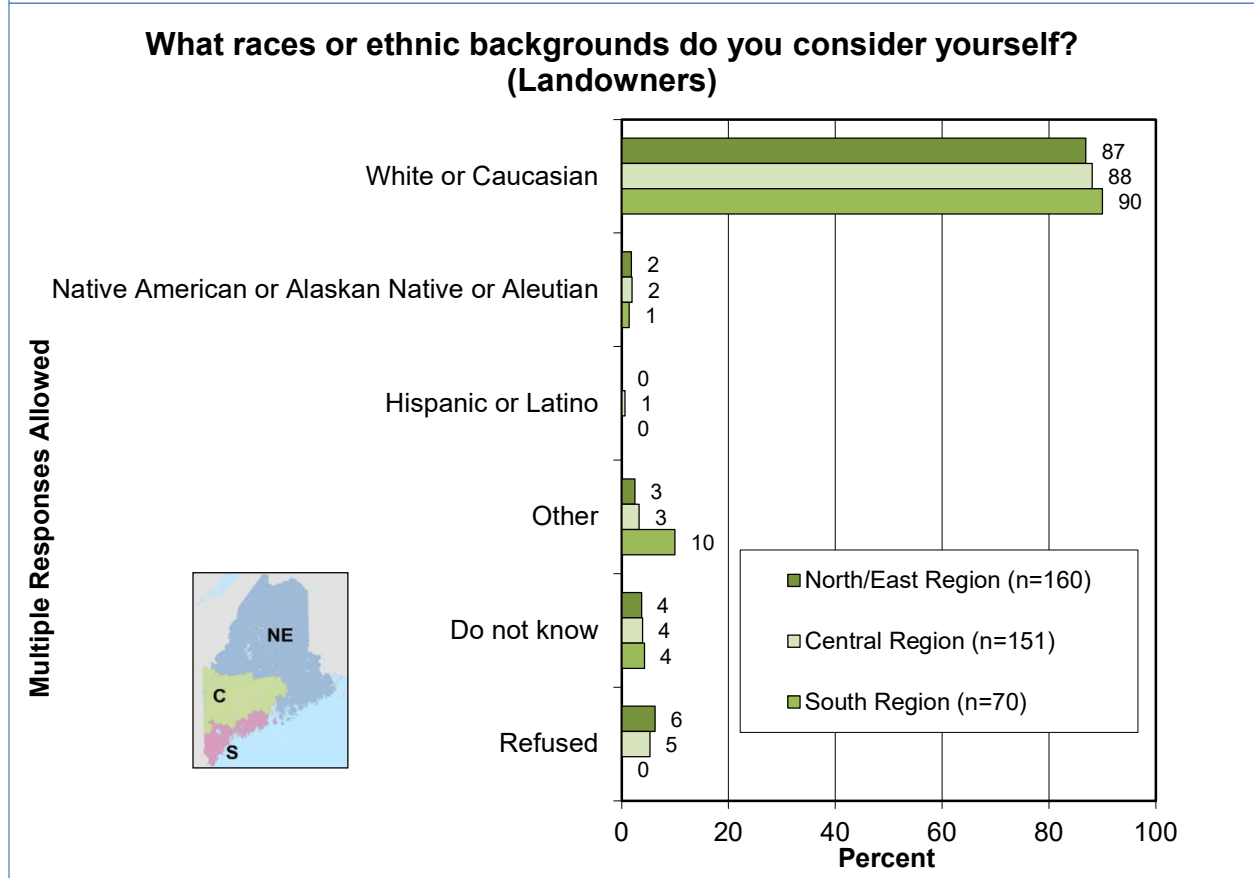
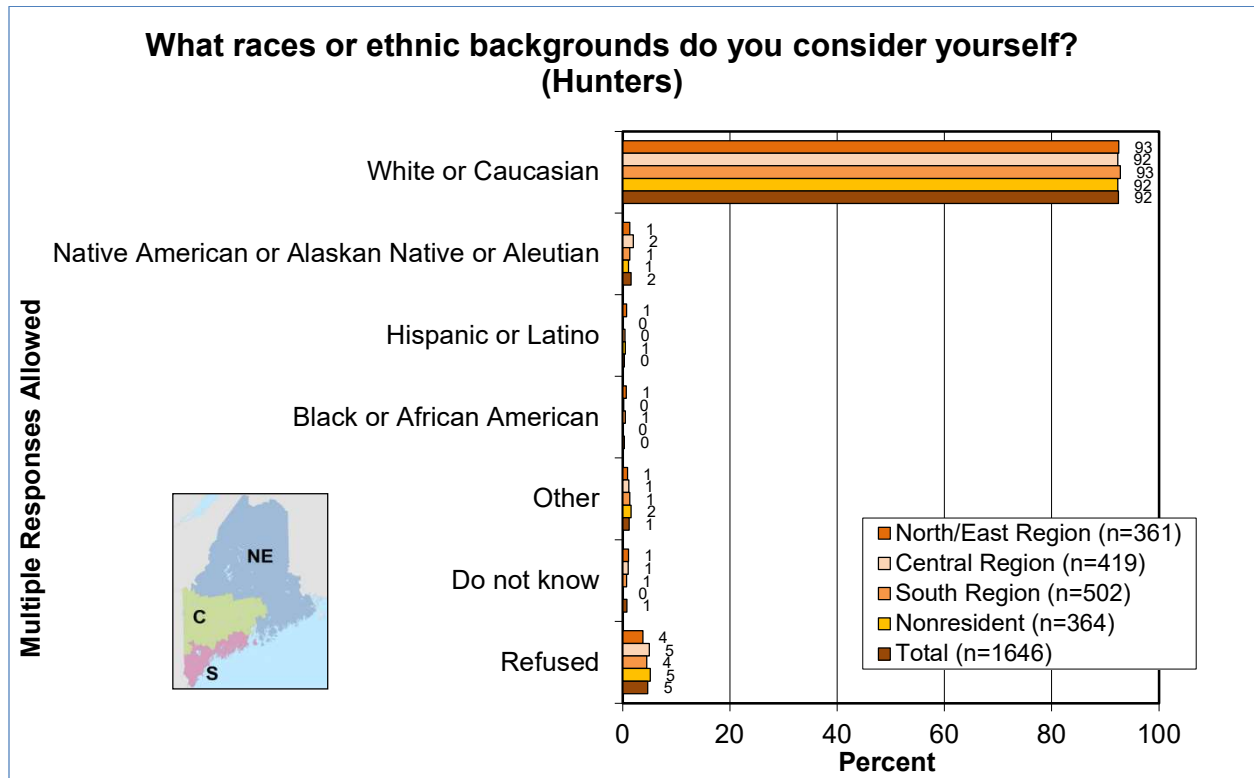


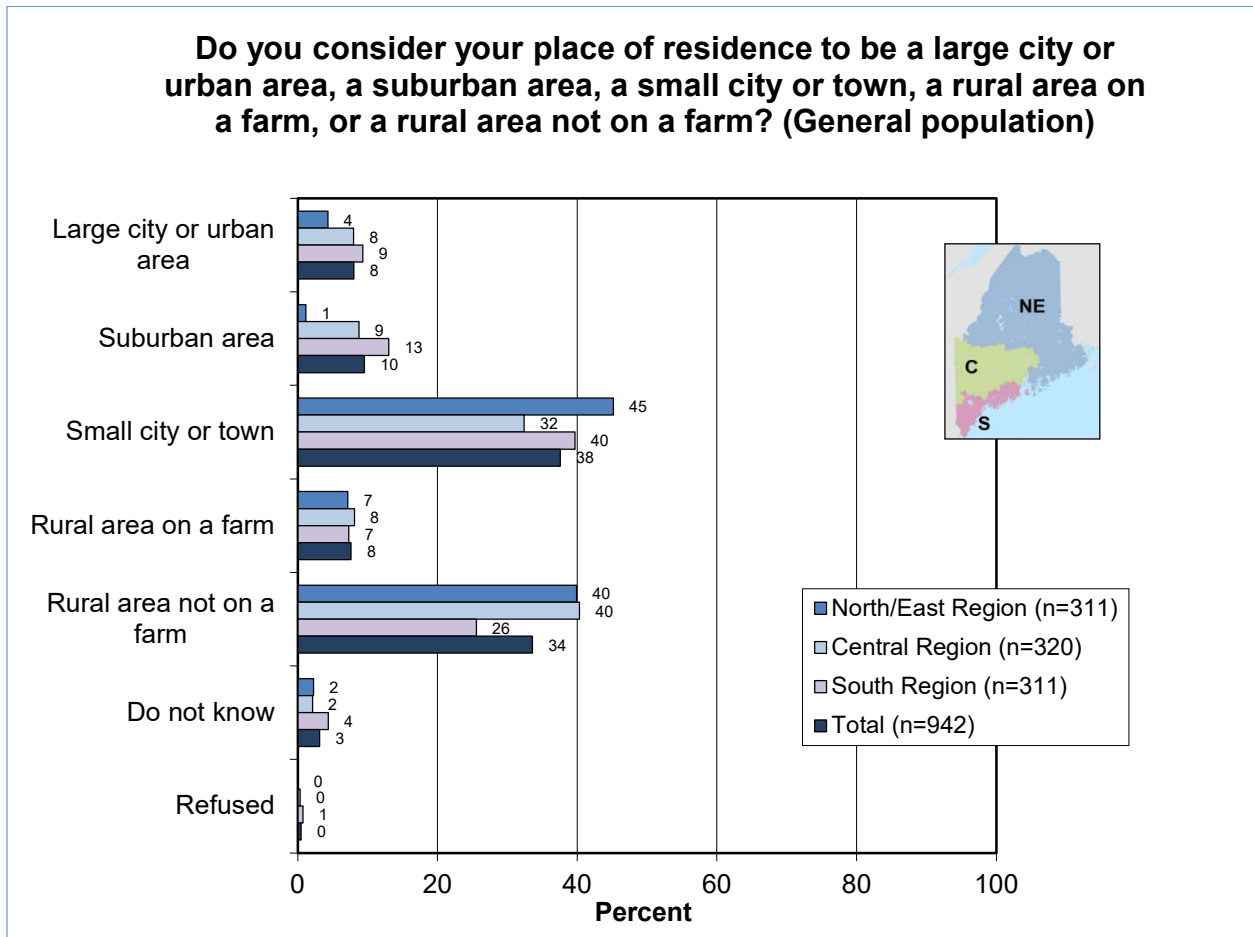


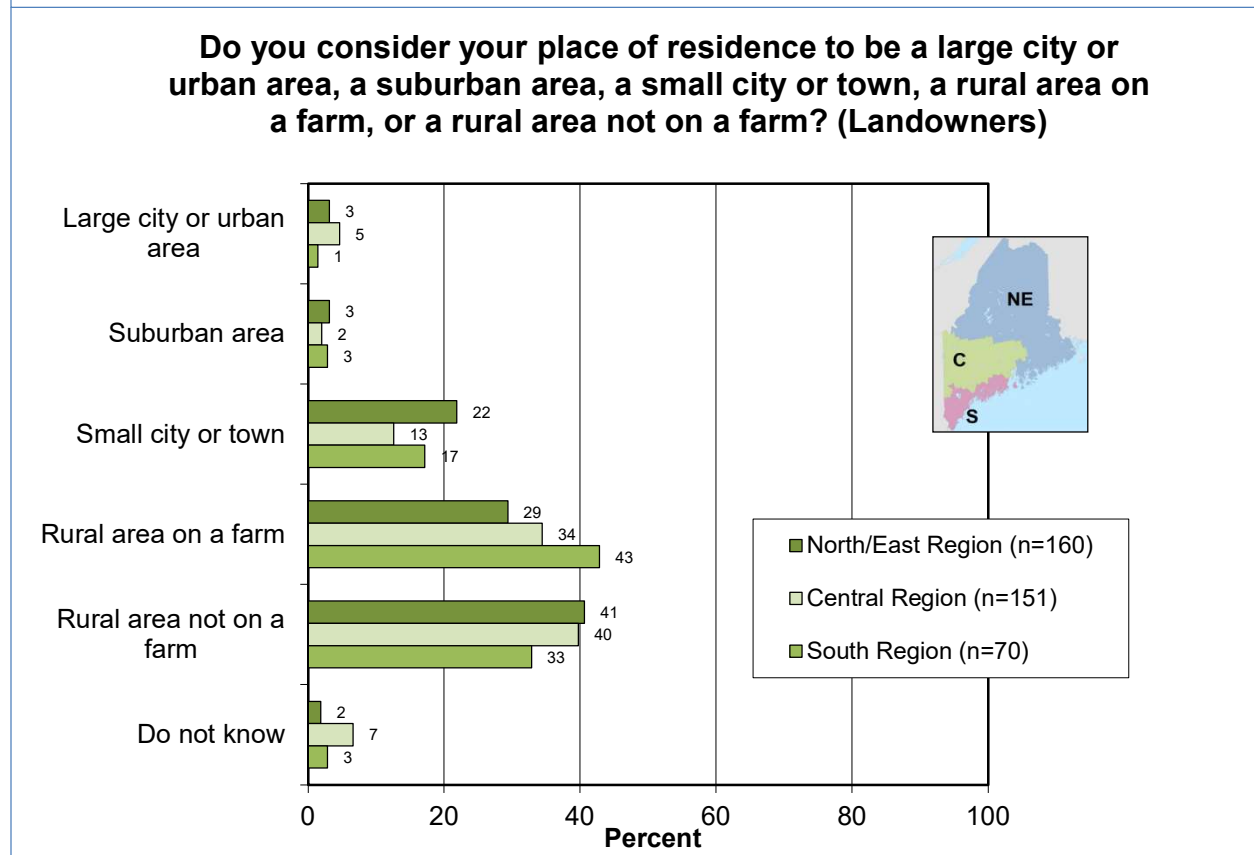
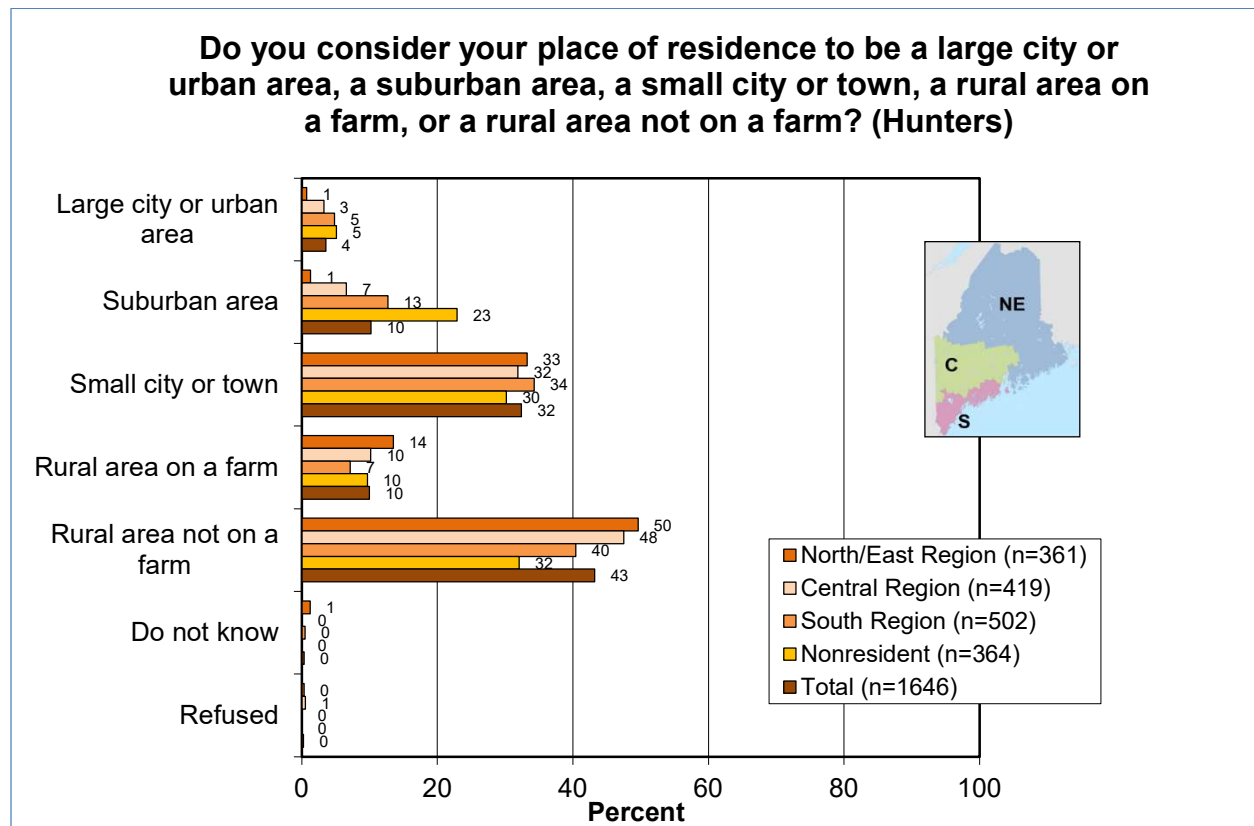




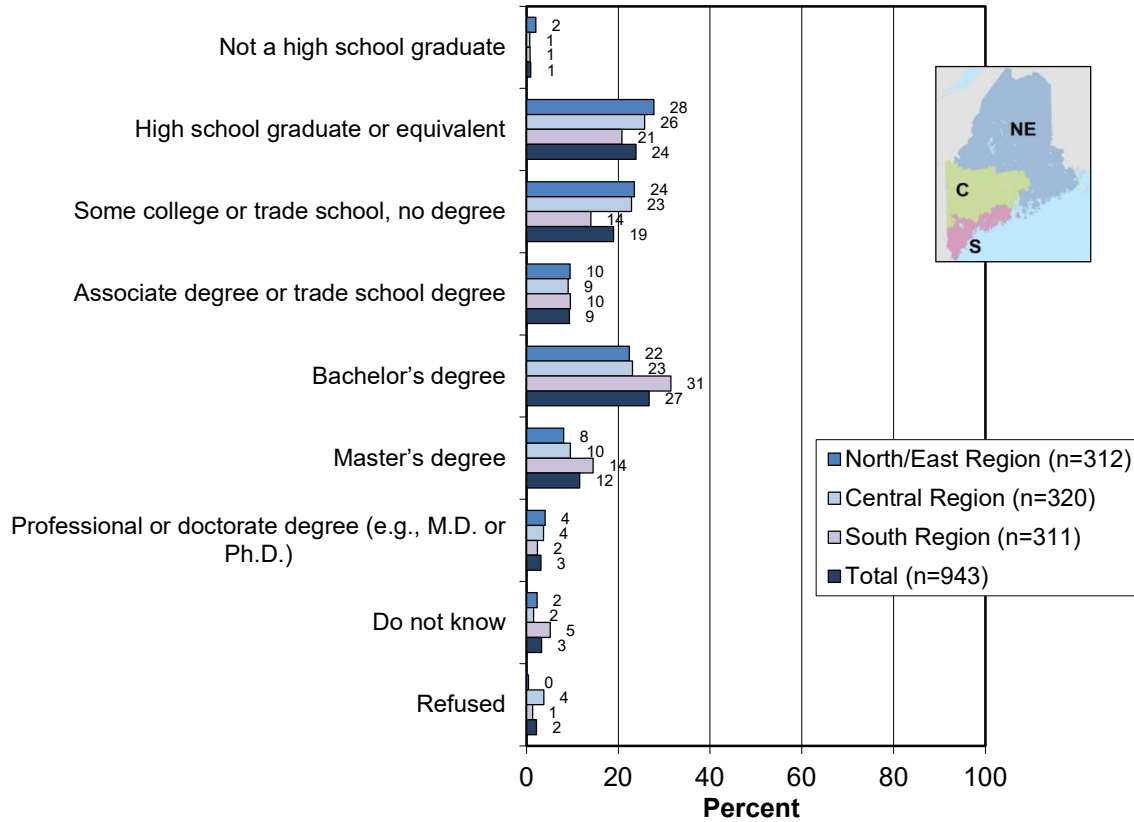




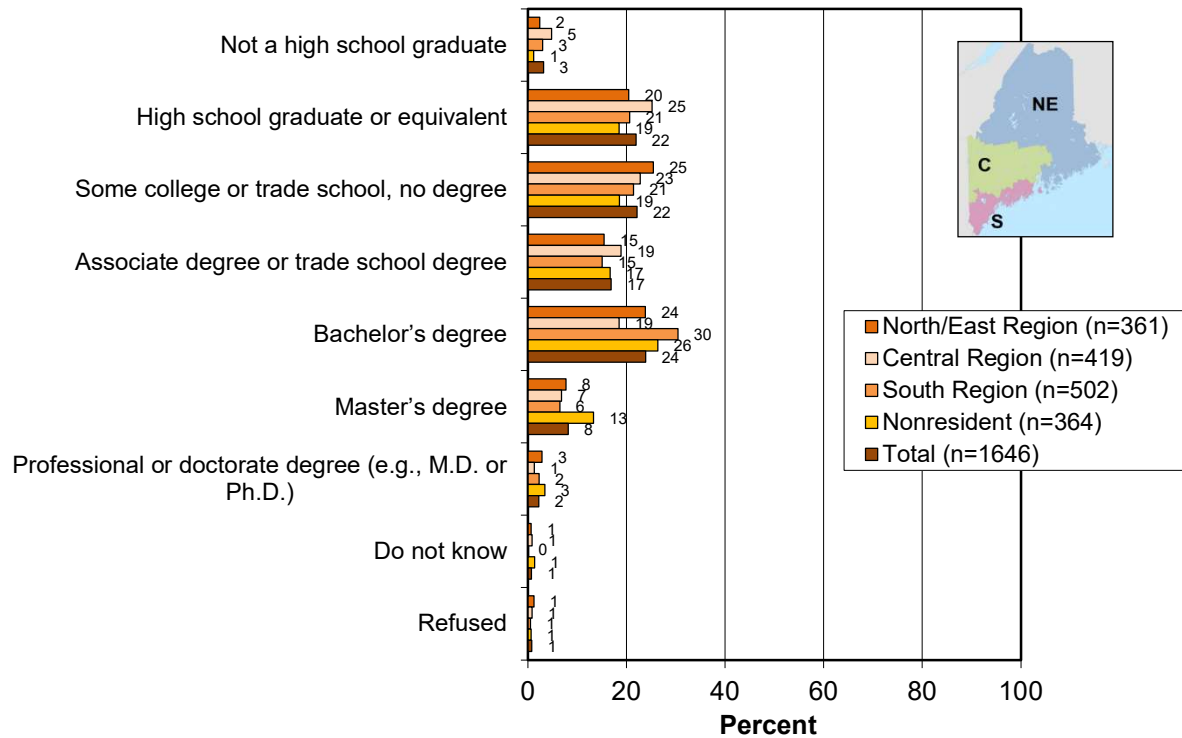




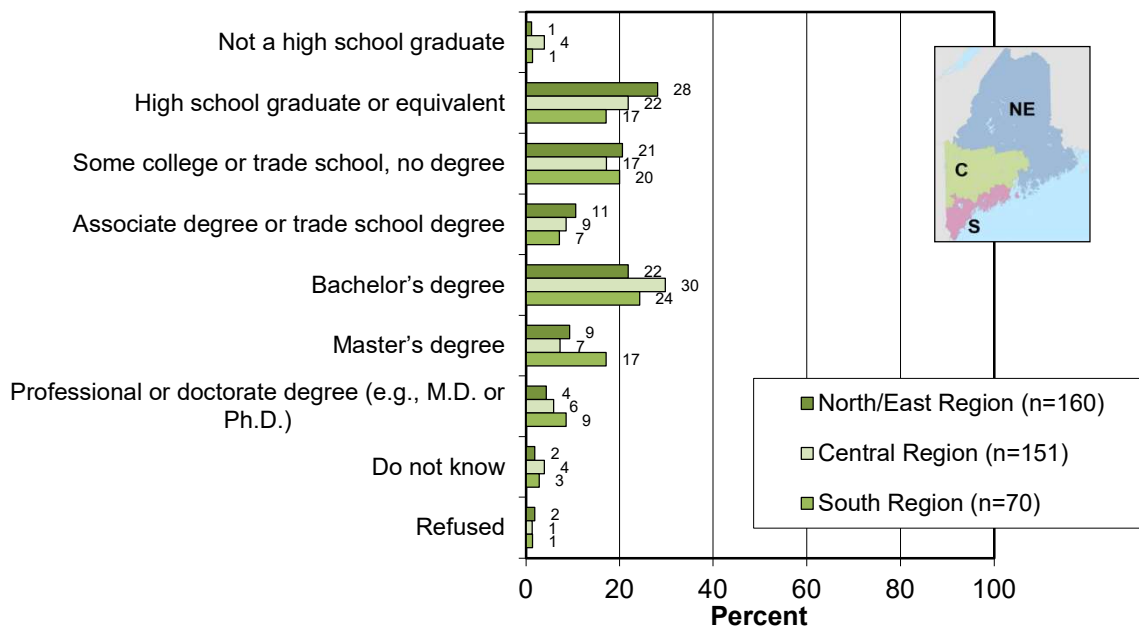
What is the highest level of education you have completed? (General population)

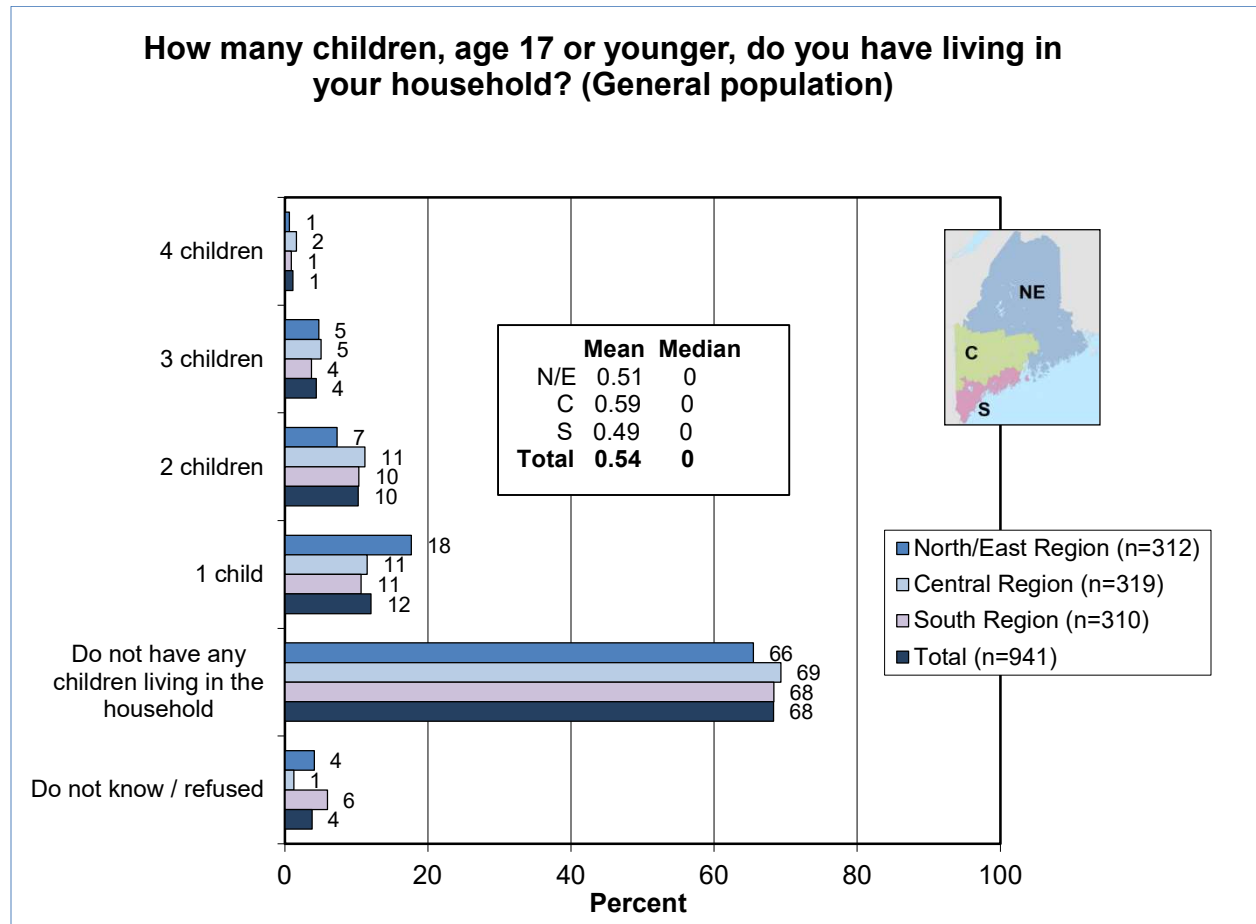


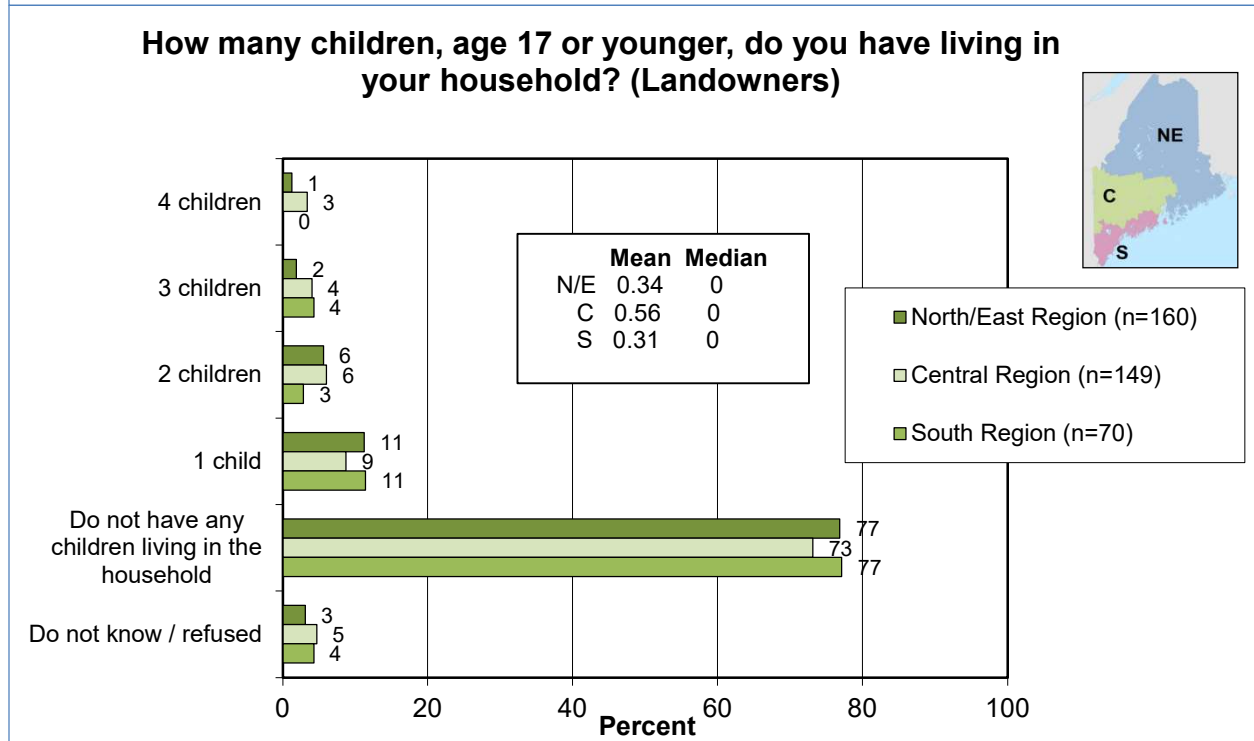
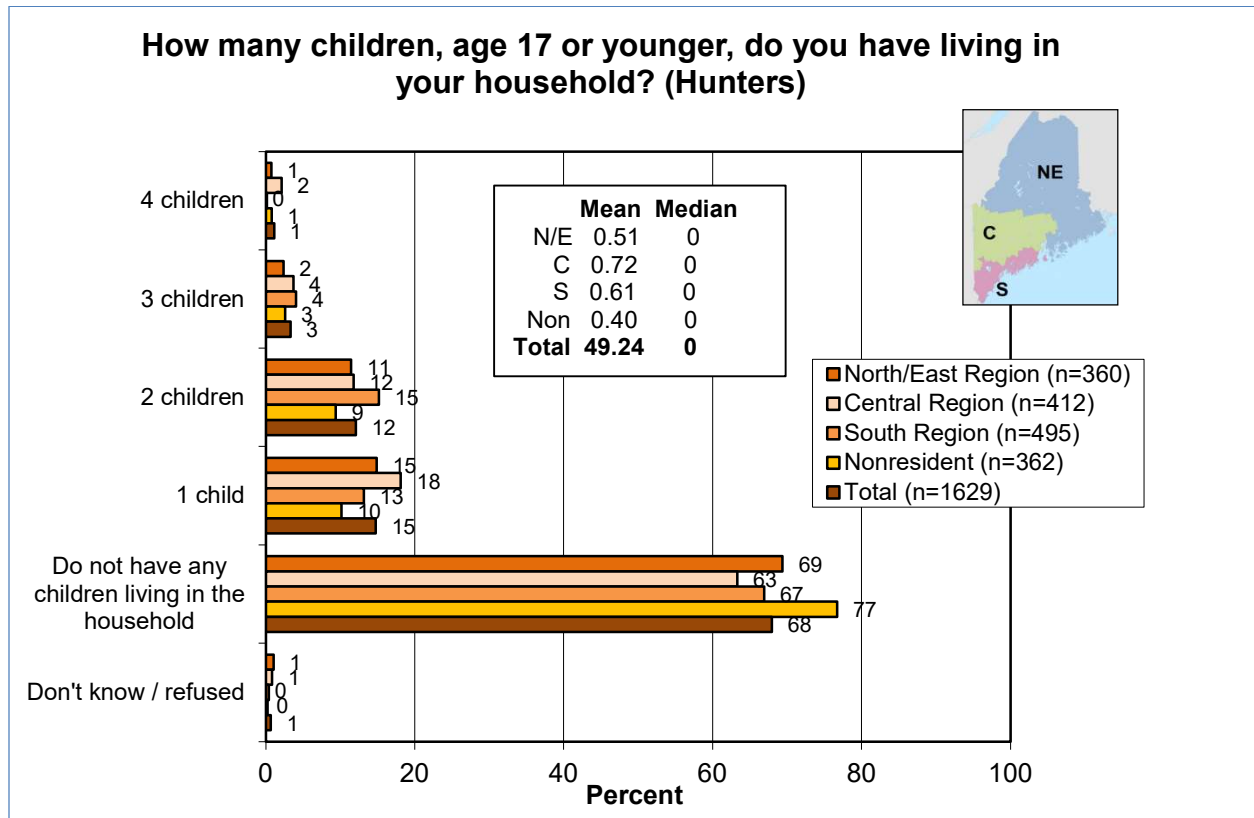
What is the highest level of education you have completed? (Hunters)

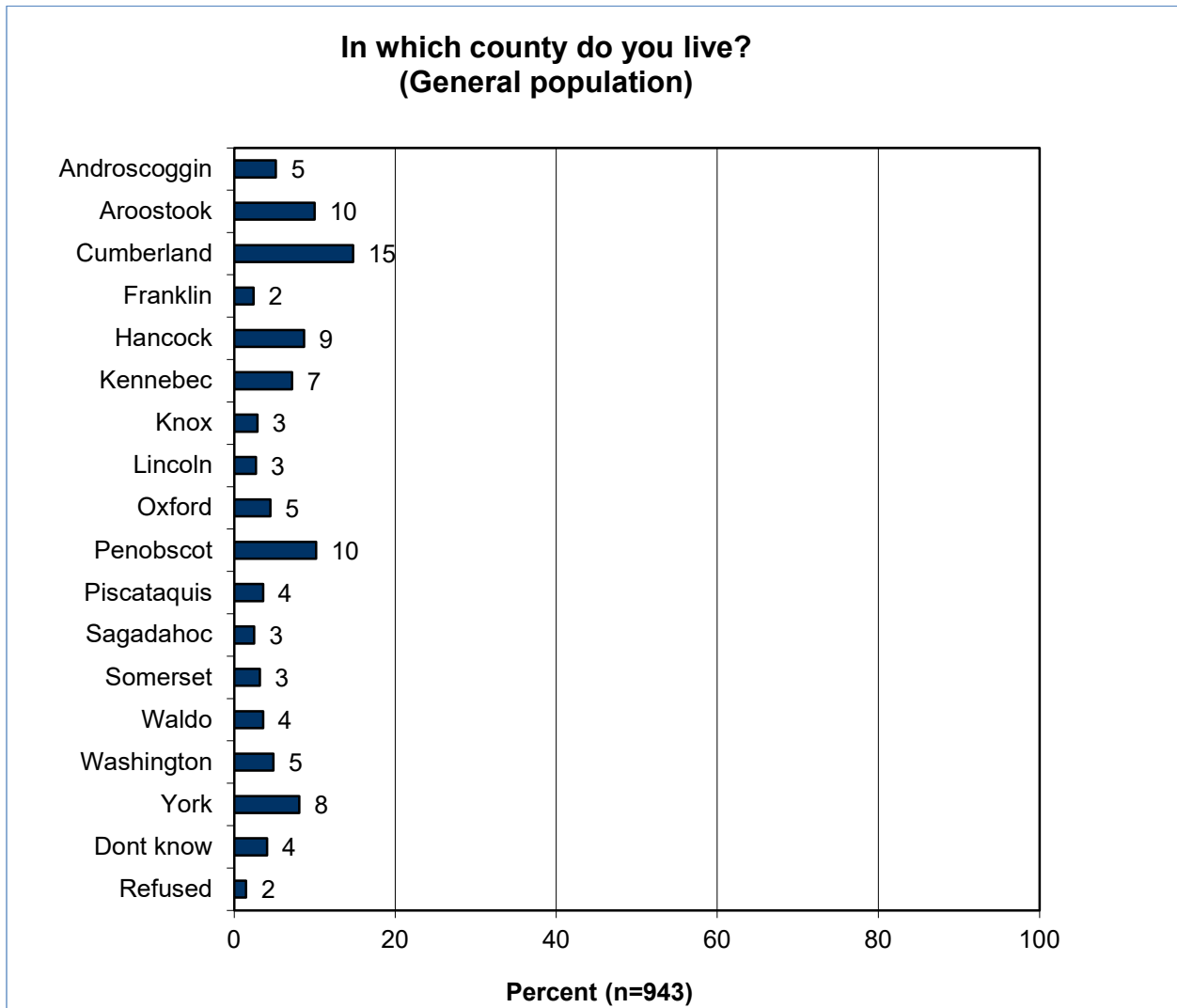


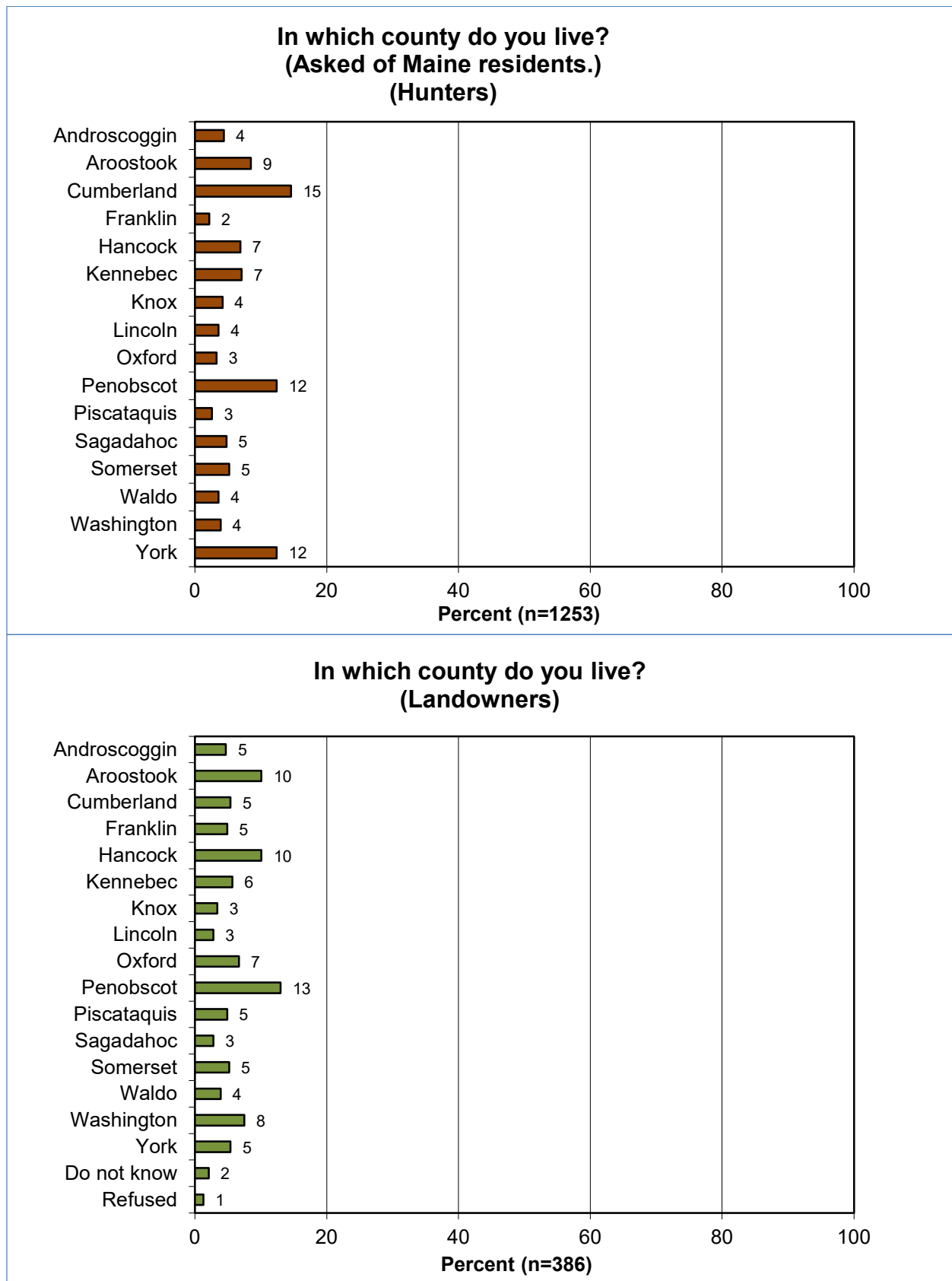
What is the highest level of education you have completed? (Landowners)



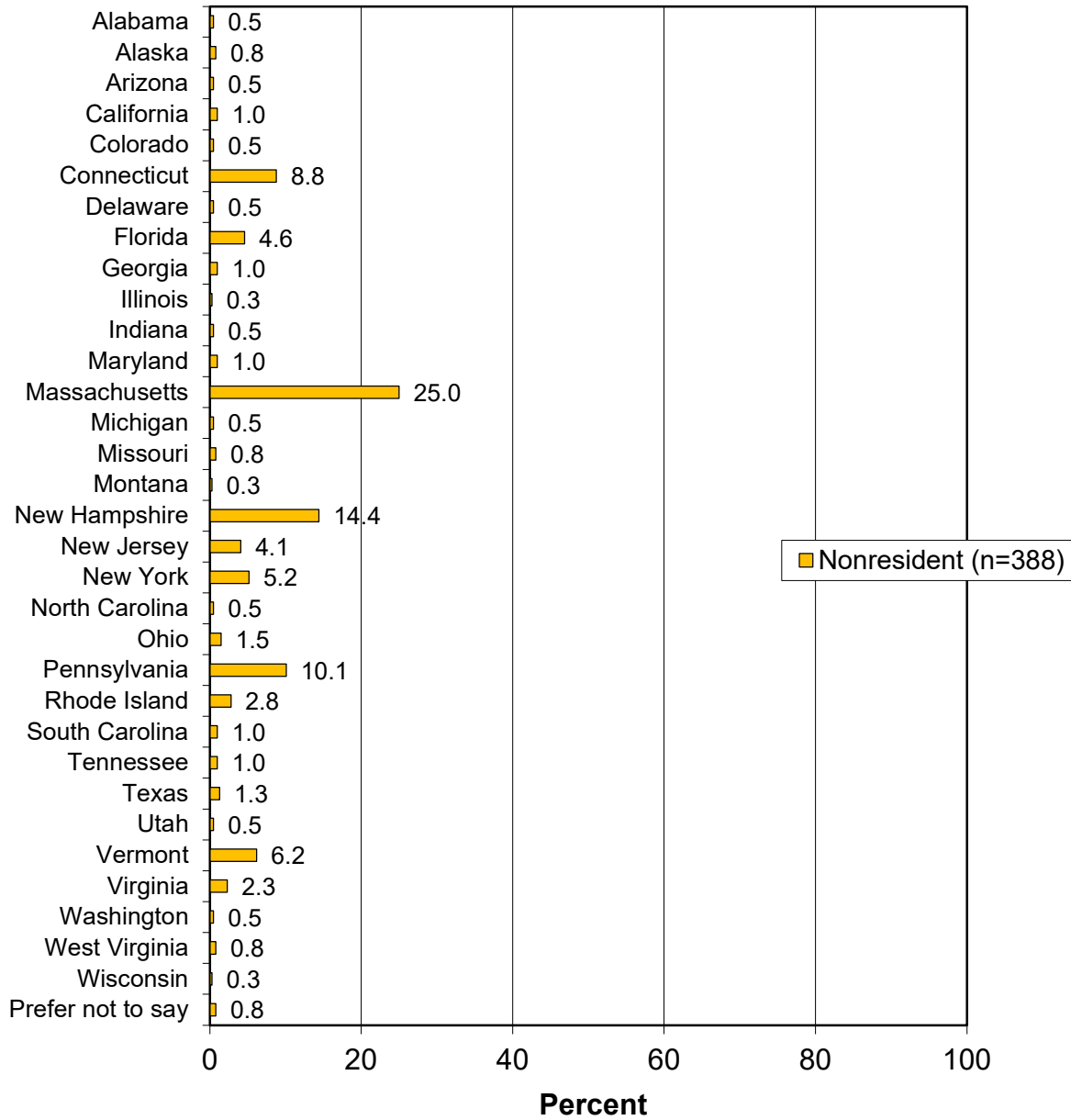


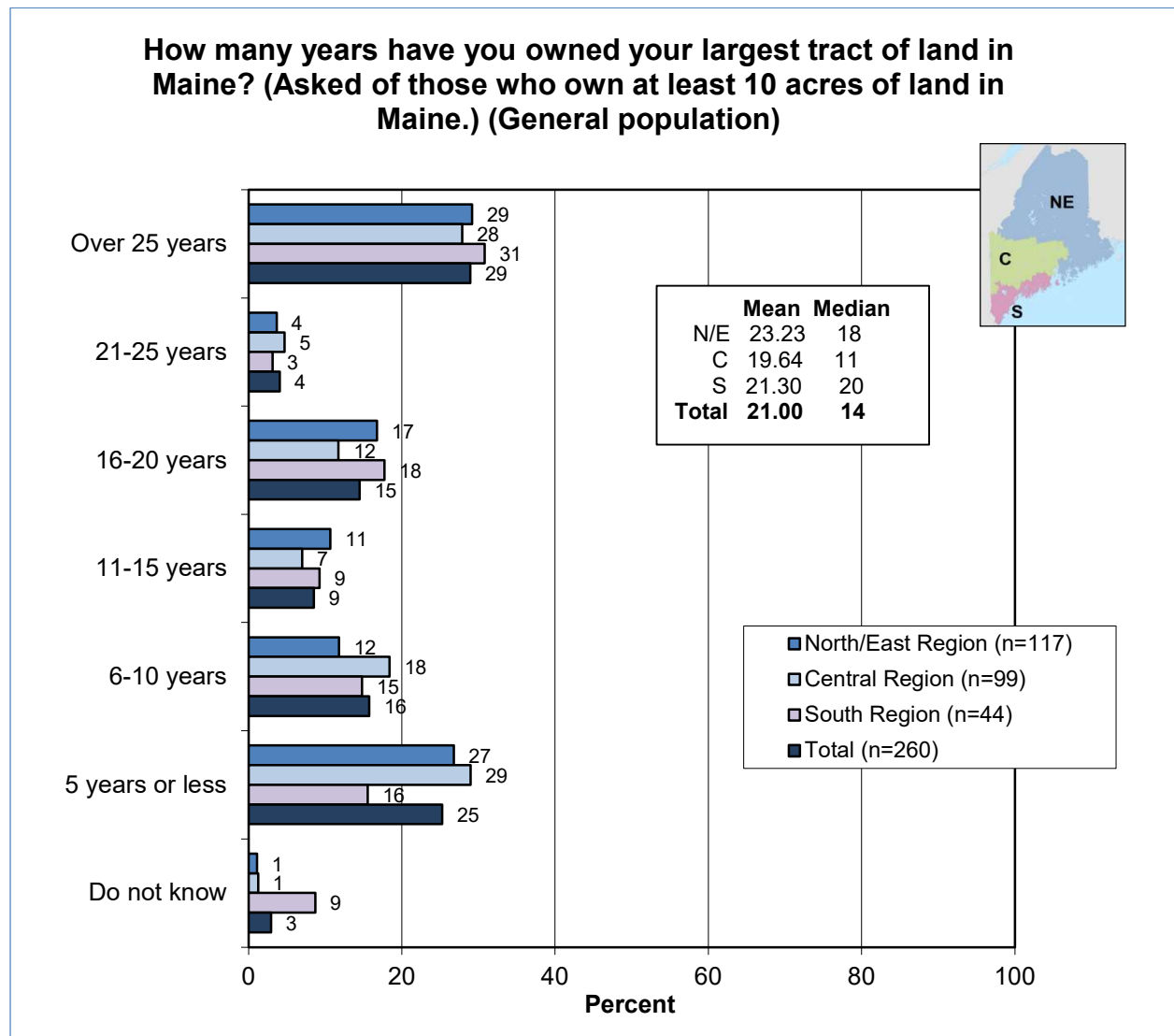


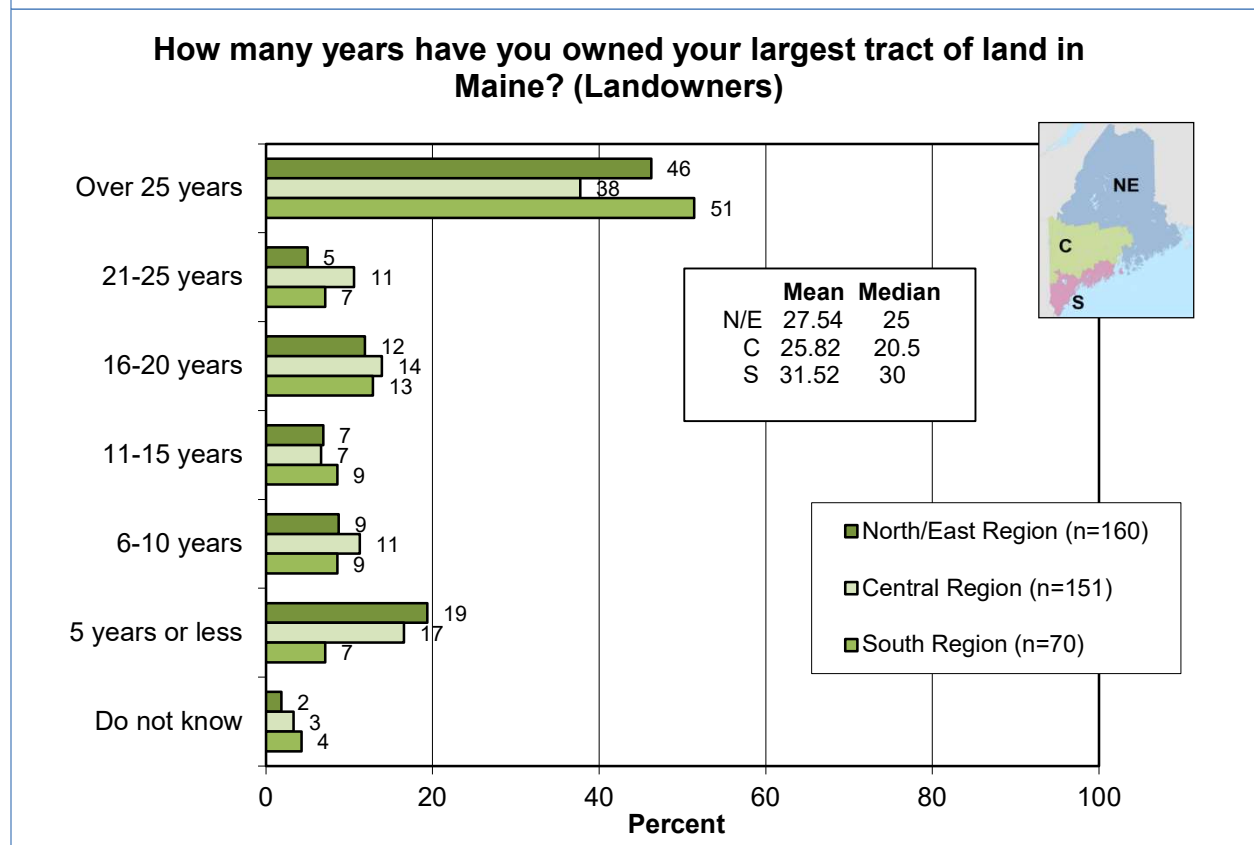
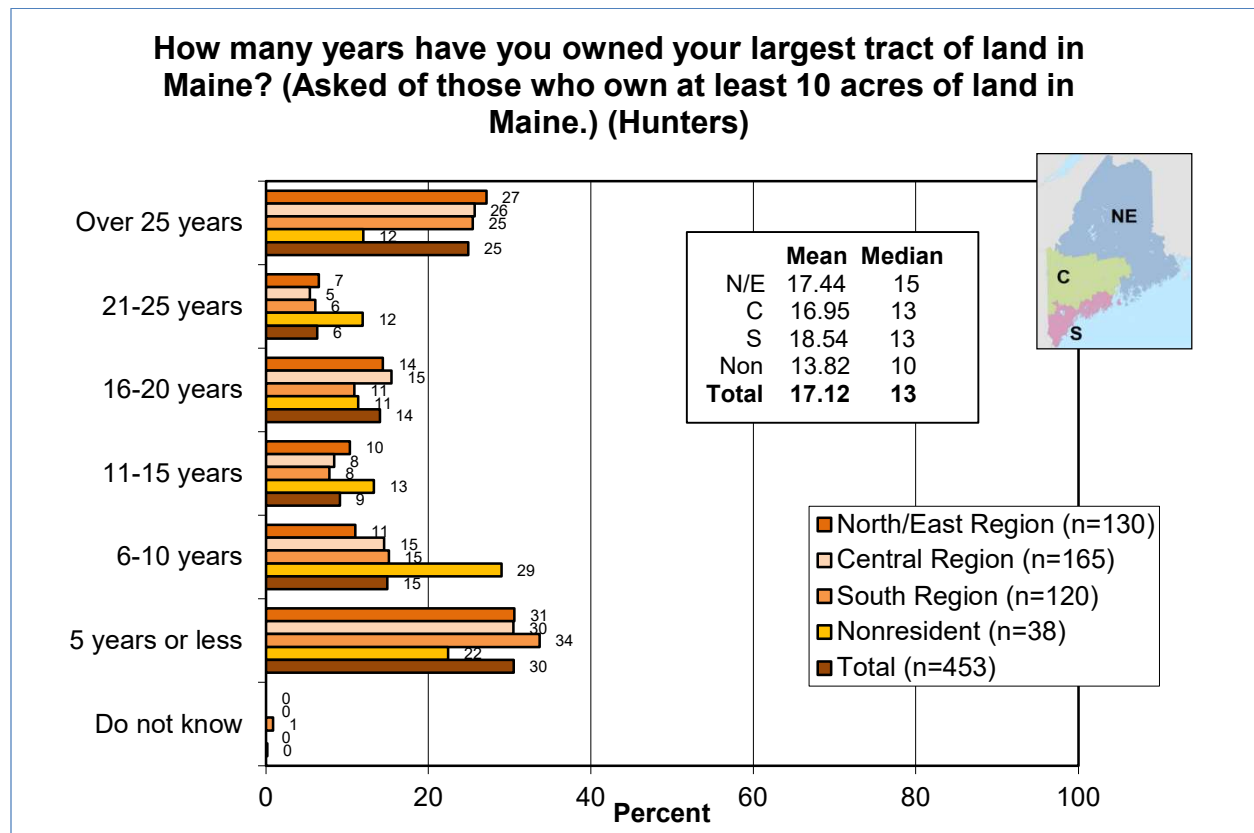


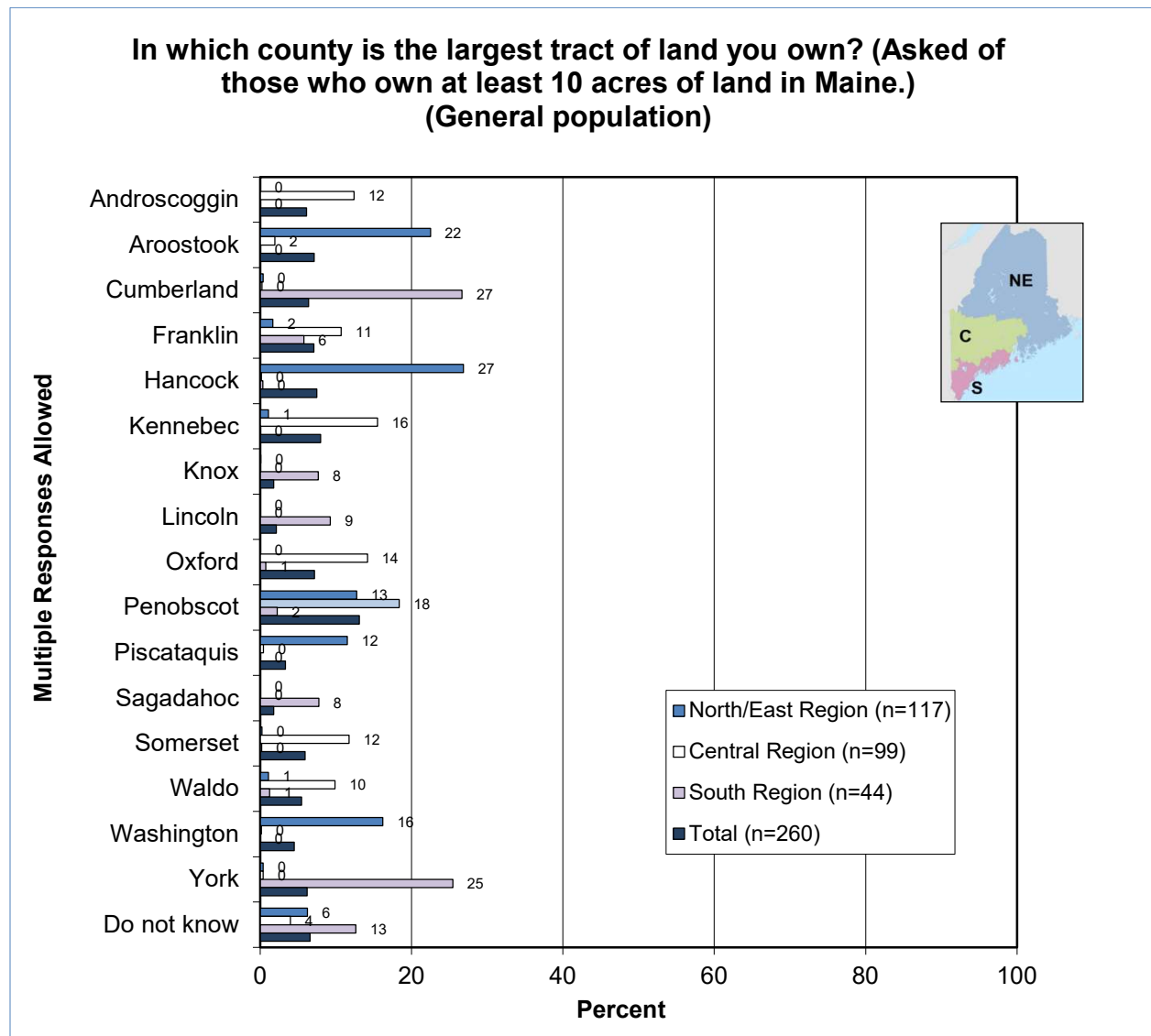


What state do you live in? (Asked of nonresidents.) (Hunters)

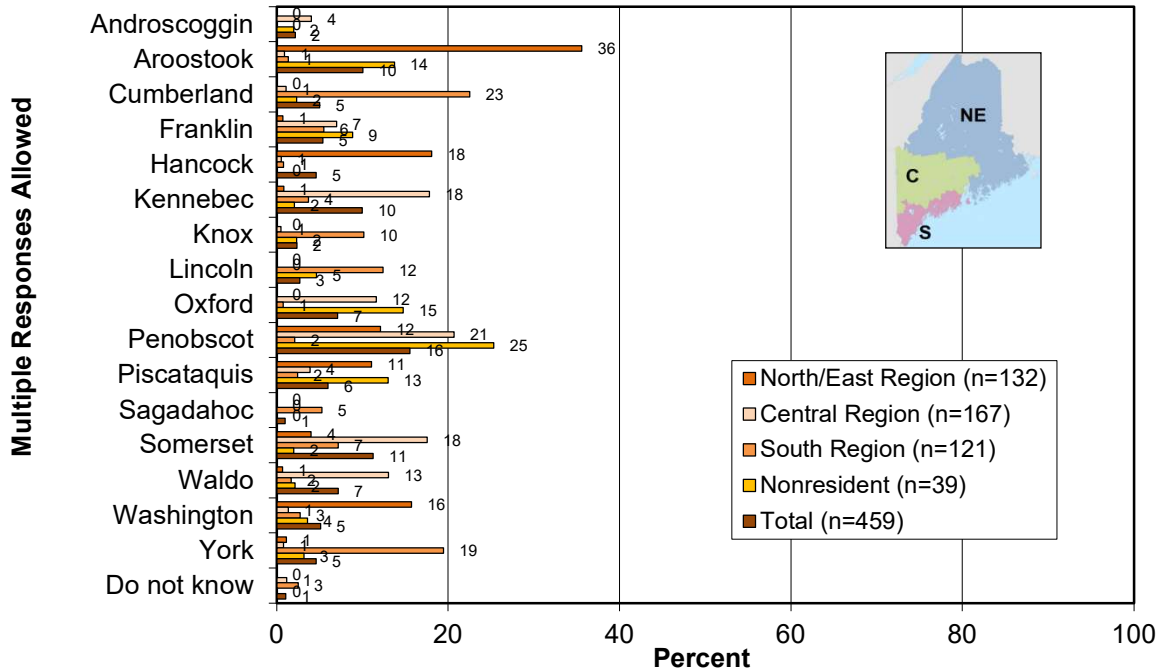




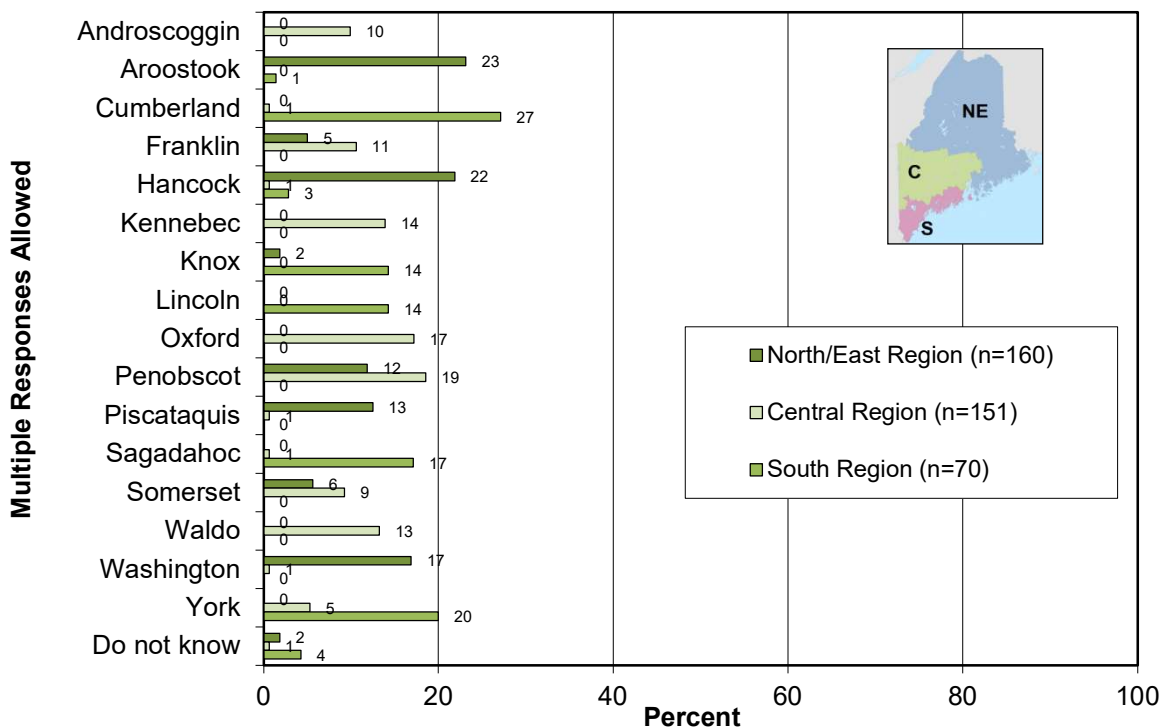




In which county is the largest tract of land you own? (Asked of those who own at least 10 acres of land in Maine.) (Hunters)



In which county is the largest tract of land you own? (Landowners.)



ABOUT RESPONSIVE MANAGEMENT

Responsive Management is an internationally recognized survey research firm specializing in natural resource and outdoor recreation issues. Our mission is to help natural resource and outdoor recreation agencies, businesses, and organizations better understand and work with their constituents, customers, and the public. Focusing only on natural resource and outdoor recreation issues, Responsive Management has conducted telephone, mail, and online surveys, as well as multi-modal surveys, on-site intercepts, focus groups, public meetings, personal interviews, needs assessments, program evaluations, marketing and communication plans, and other forms of human dimensions research measuring how people relate to the natural world for more than 30 years. Utilizing our in-house, full-service survey facilities with 75 professional interviewers, we have conducted studies in all 50 states and 15 countries worldwide, totaling more than 1,000 human dimensions projects *only* on natural resource and outdoor recreation issues.

Responsive Management has conducted research for every state fish and wildlife agency and every federal natural resource agency, including the U.S. Fish and Wildlife Service, the National Park Service, the U.S. Forest Service, Bureau of Land Management, U.S. Coast Guard, and the National Marine Fisheries Service. Additionally, we have also provided research for all the major conservation NGOs including the Archery Trade Association, the American Sportfishing Association, the Association of Fish and Wildlife Agencies, Dallas Safari Club, Ducks Unlimited, Environmental Defense Fund, the Izaak Walton League of America, the National Rifle Association, the National Shooting Sports Foundation, the National Wildlife Federation, the Recreational Boating and Fishing Foundation, the Rocky Mountain Elk Foundation, Safari Club International, the Sierra Club, Trout Unlimited, and the Wildlife Management Institute.

Other nonprofit and NGO clients include the American Museum of Natural History, the BoatUS Foundation, the National Association of Conservation Law Enforcement Chiefs, the National Association of State Boating Law Administrators, and the Ocean Conservancy. As well, Responsive Management conducts market research and product testing for numerous outdoor recreation manufacturers and industry leaders, such as Winchester Ammunition, Vista Outdoor (whose brands include Federal Premium, CamelBak, Bushnell, Primos, and more), Trijicon, Yamaha, and others. Responsive Management also provides data collection for the nation's top universities, including Auburn University, Clemson University, Colorado State University, Duke University, George Mason University, Michigan State University, Mississippi State University, North Carolina State University, Oregon State University, Penn State University, Rutgers University, Stanford University, Texas Tech, University of California-Davis, University of Florida, University of Montana, University of New Hampshire, University of Southern California, Virginia Tech, West Virginia University, Yale University, and many more.

Our research has been upheld in U.S. Courts, used in peer-reviewed journals, and presented at major wildlife and natural resource conferences around the world. Responsive Management's research has also been featured in many of the nation's top media, including *Newsweek*, *The Wall Street Journal*, *The New York Times*, CNN, National Public Radio, and on the front pages of *The Washington Post* and *USA Today*.