



University of Maine System Affordability & Completion Initiatives

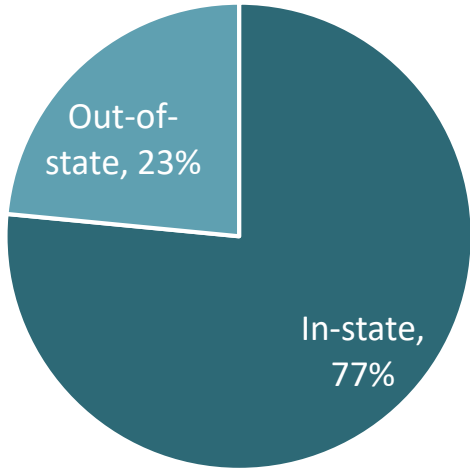
Robert Placido, Vice Chancellor for Academic Affairs
Ryan Low, Vice Chancellor for Finance & Administration



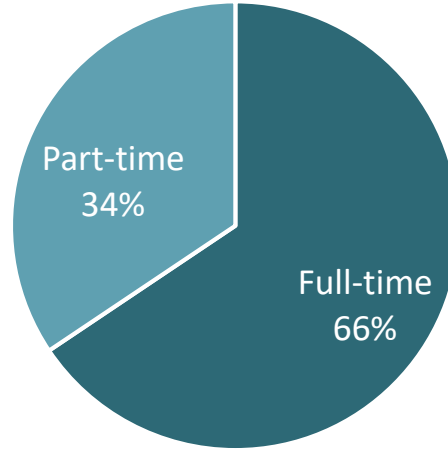
University of Maine System Student Profile

**Based on Fall 2020 enrollment data, not including early college*

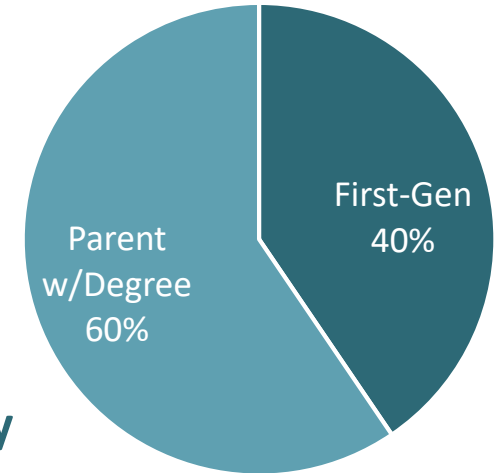
Student Residency



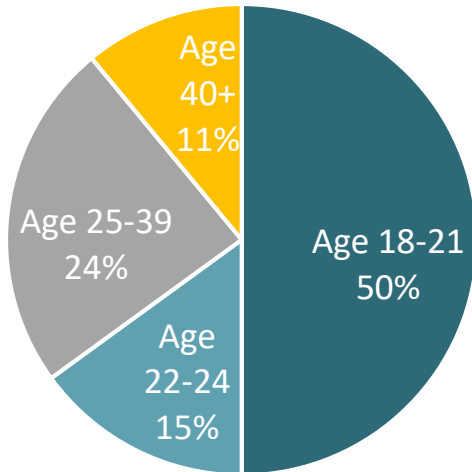
Enrollment Status



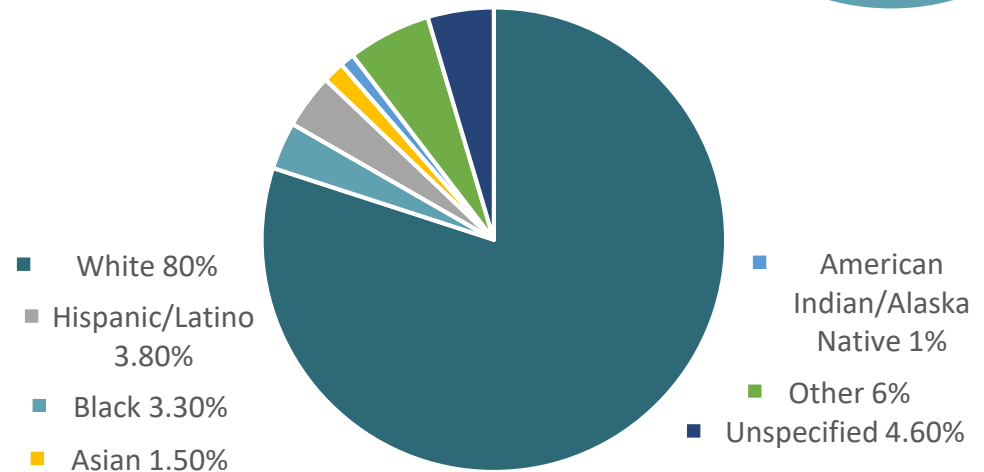
Parents' Education



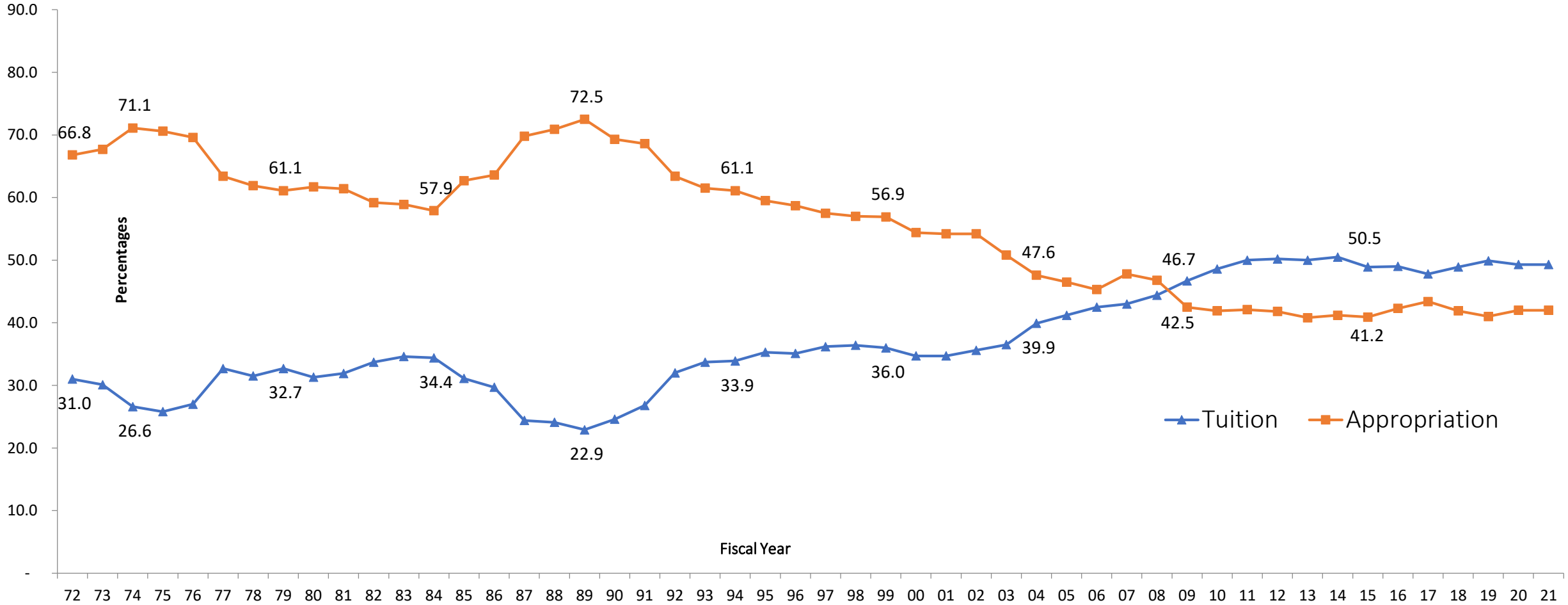
Student Age



Race/Ethnicity



State & Student Share of UMS E&G Operating Budget



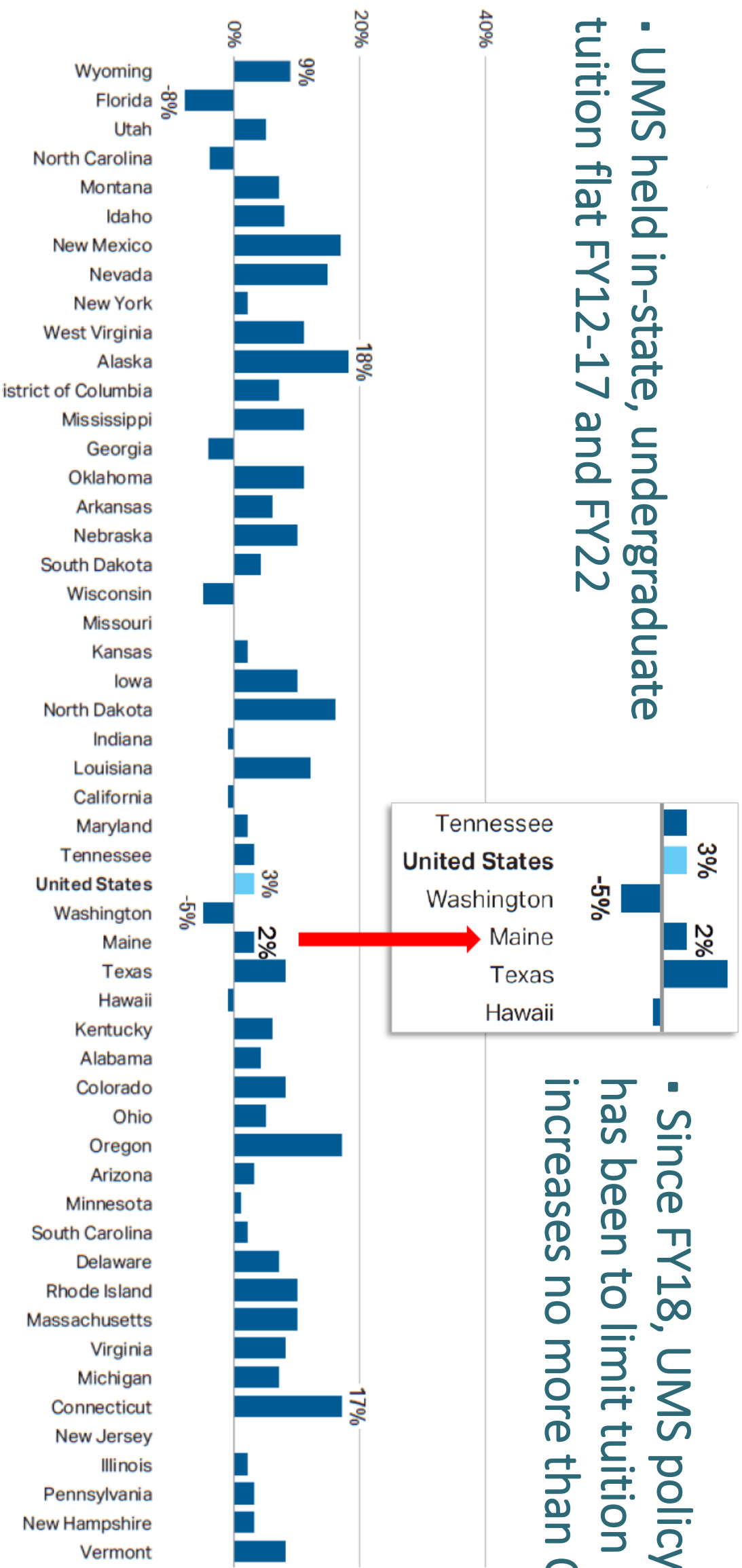
Did You Know: Working age alumni of the University of Maine earn more than double the state's overall median income, and pay 49% more in state income taxes.



5-Year Average Annual Tuition & Fees Growth Rates Among 4-Year Public Universities (Inflation-Adjusted)

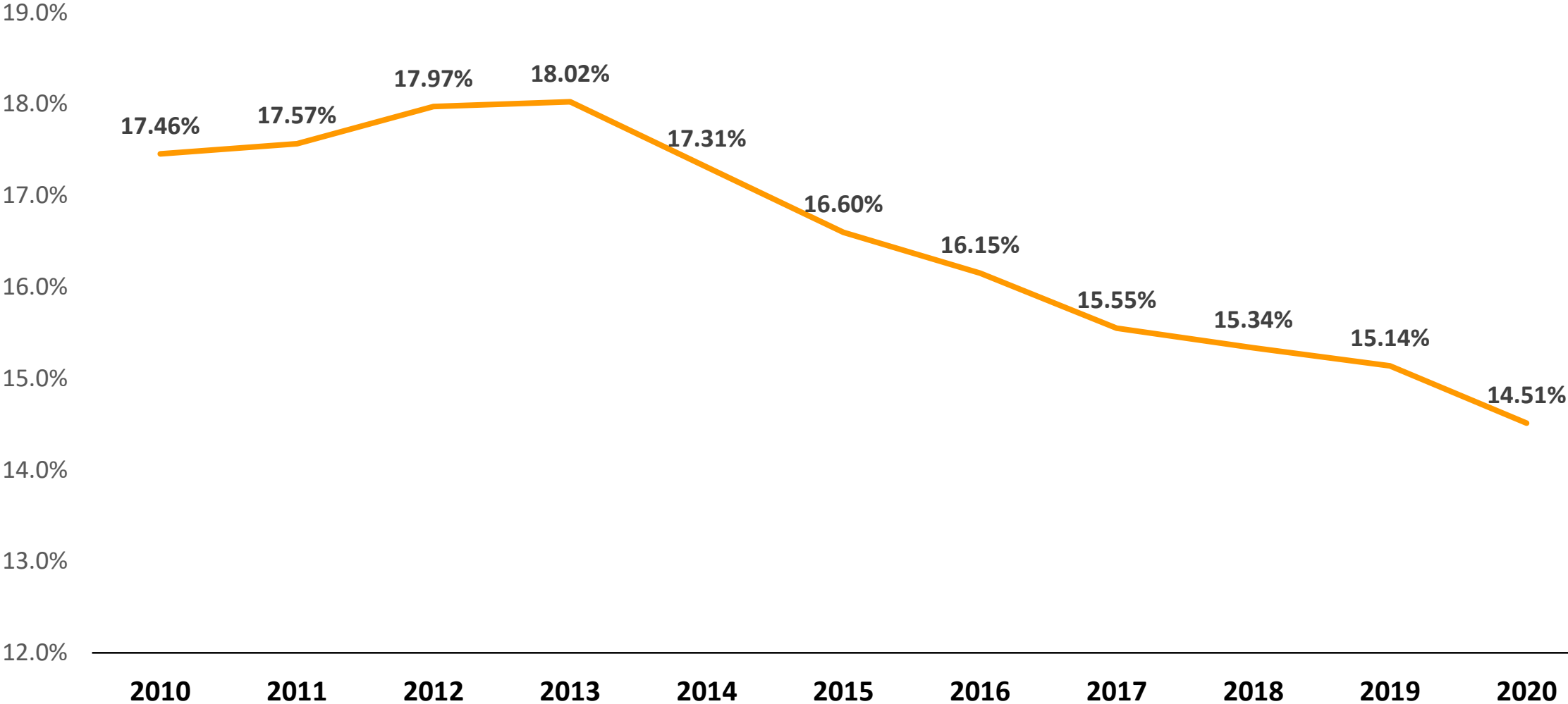
- UMS held in-state, undergraduate tuition flat FY12-17 and FY22

- Since FY18, UMS policy has been to limit tuition increases no more than CPI



Did You Know: Federal labor statistics project job growth over the next decade will be highest for those with bachelor's and graduate degrees.

UMS Tuition As A Percentage Of Per Capita Income In Maine



Did You Know: The State appropriation for UMS has increased annually on average by just 0.9% over the last 15 years.



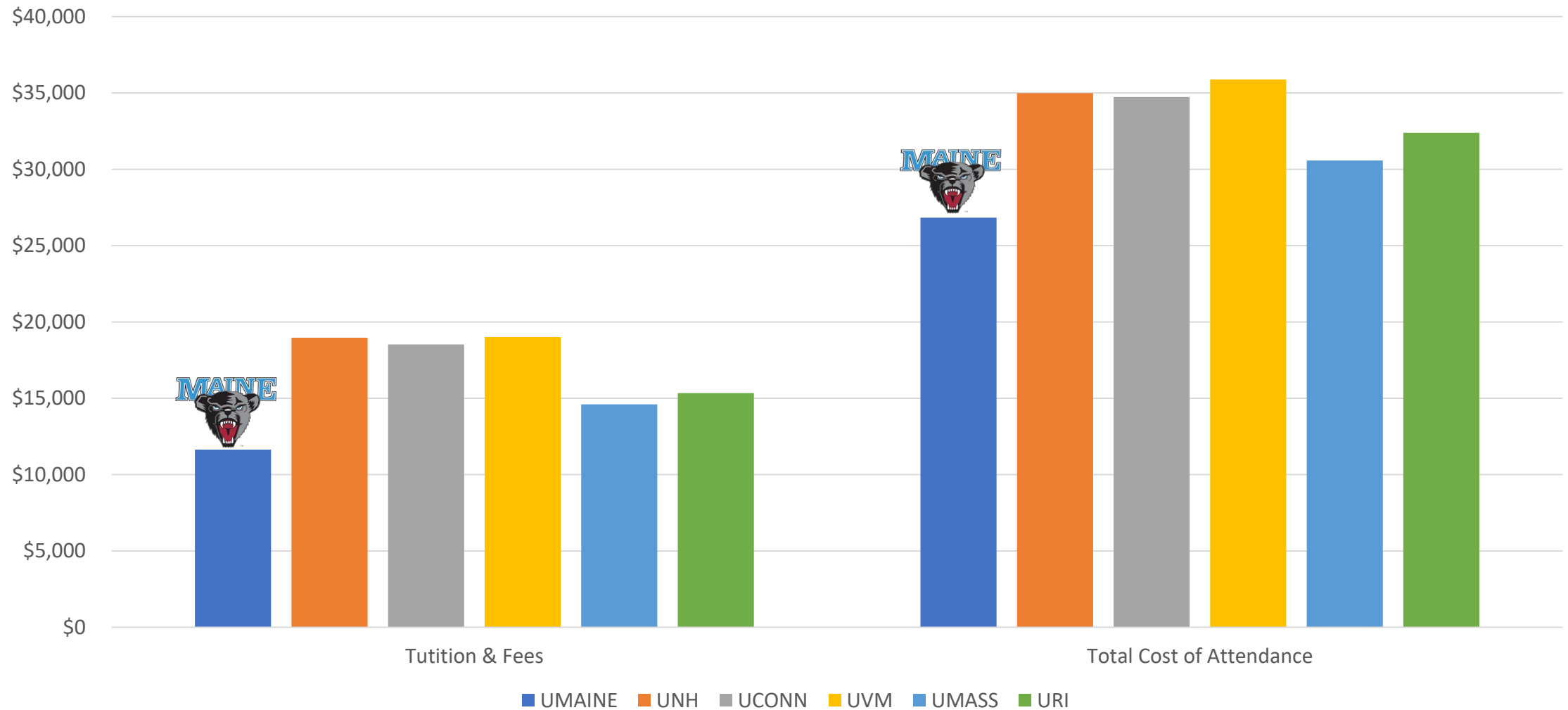
FY22 Published In-State Undergrad Costs By UMS University

	Annual Tuition	Mandatory Fees	Tuition & Mandatory Fees ¹	Room & Board ²	Total	In-state Tuition Discount Rate
In-State & Canadian						
UM	\$11,640	*\$346	\$11,986	\$11,274	\$23,260	36%
UMA	7,350	1,028	8,378	7,430	15,808	46%
UMF	9,216	950	10,166	10,336	20,502	41%
UMFK	7,350	1,155	8,505	8,970	17,475	34%
UMM	8,460	480	8,940	9,963	18,903	23%
UMPI	7,350	1,100	8,450	8,832	17,282	23%
USM	8,640	*1,960	10,600	10,465	21,065	42%
Average	8,572	1,003	9,575	9,973	19,548	37%

1. Based on 15 credits per semester (16 at UMF) 2. Based on most common meal plan and room type. *Reflects cost-neutral fee transparency pilot.



UMaine Is New England's Most Affordable Flagship

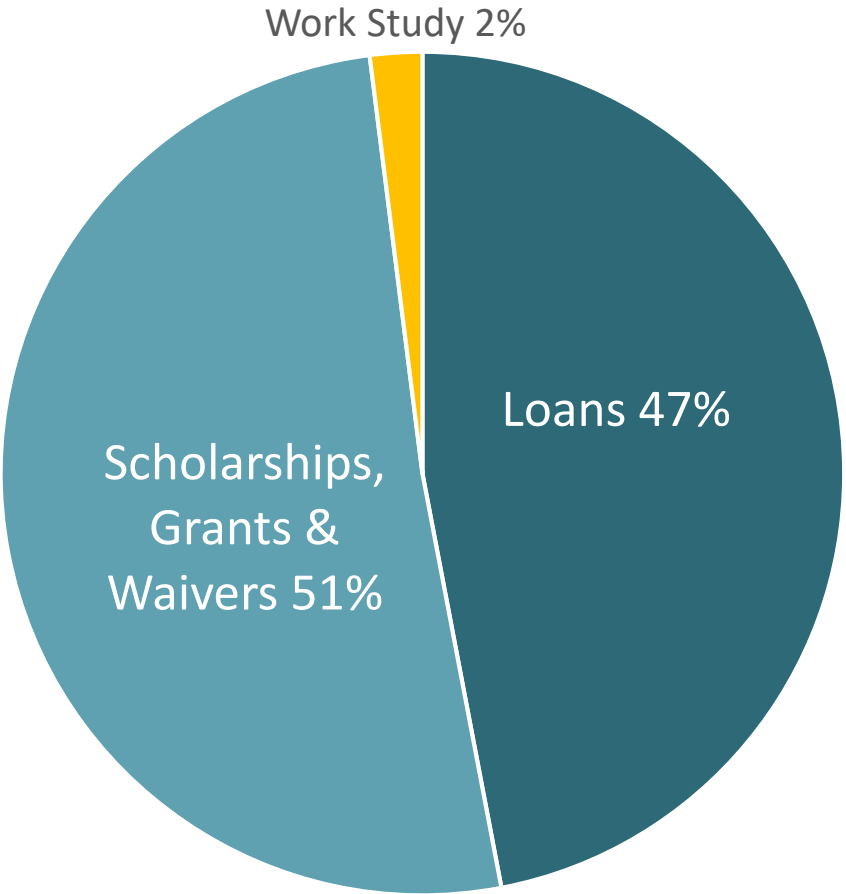


**In-state undergraduate tuition in current 2021-22 academic year*

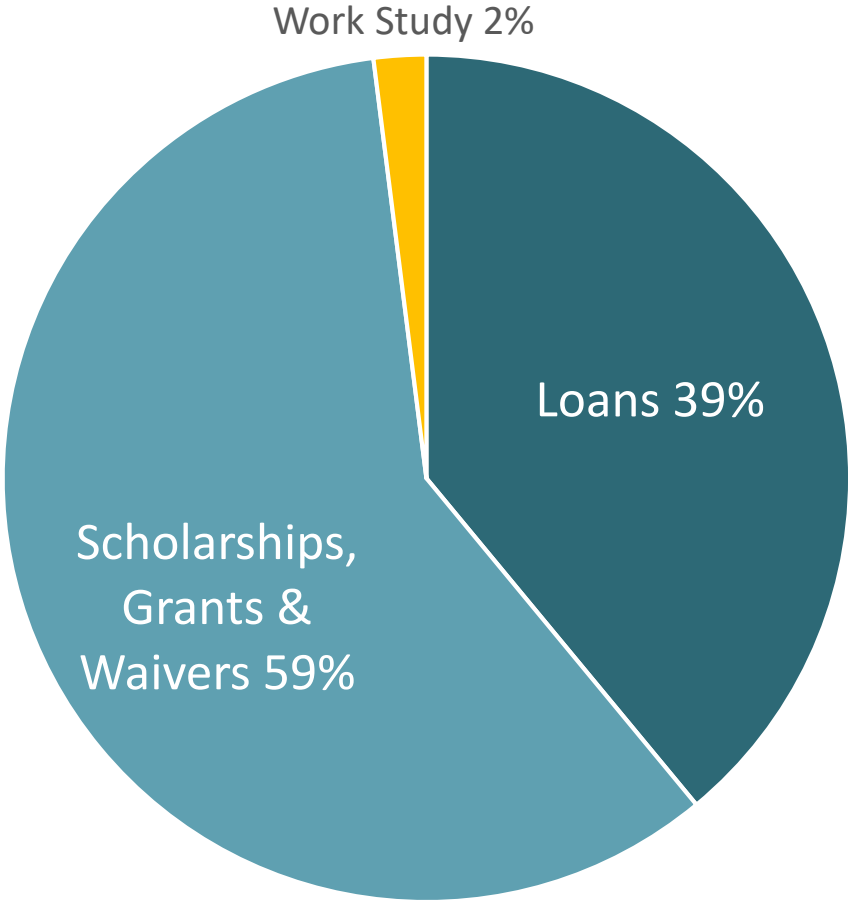


Shift In Breakdown of UMS Student Financial Aid By Type

2015-16 Academic Year



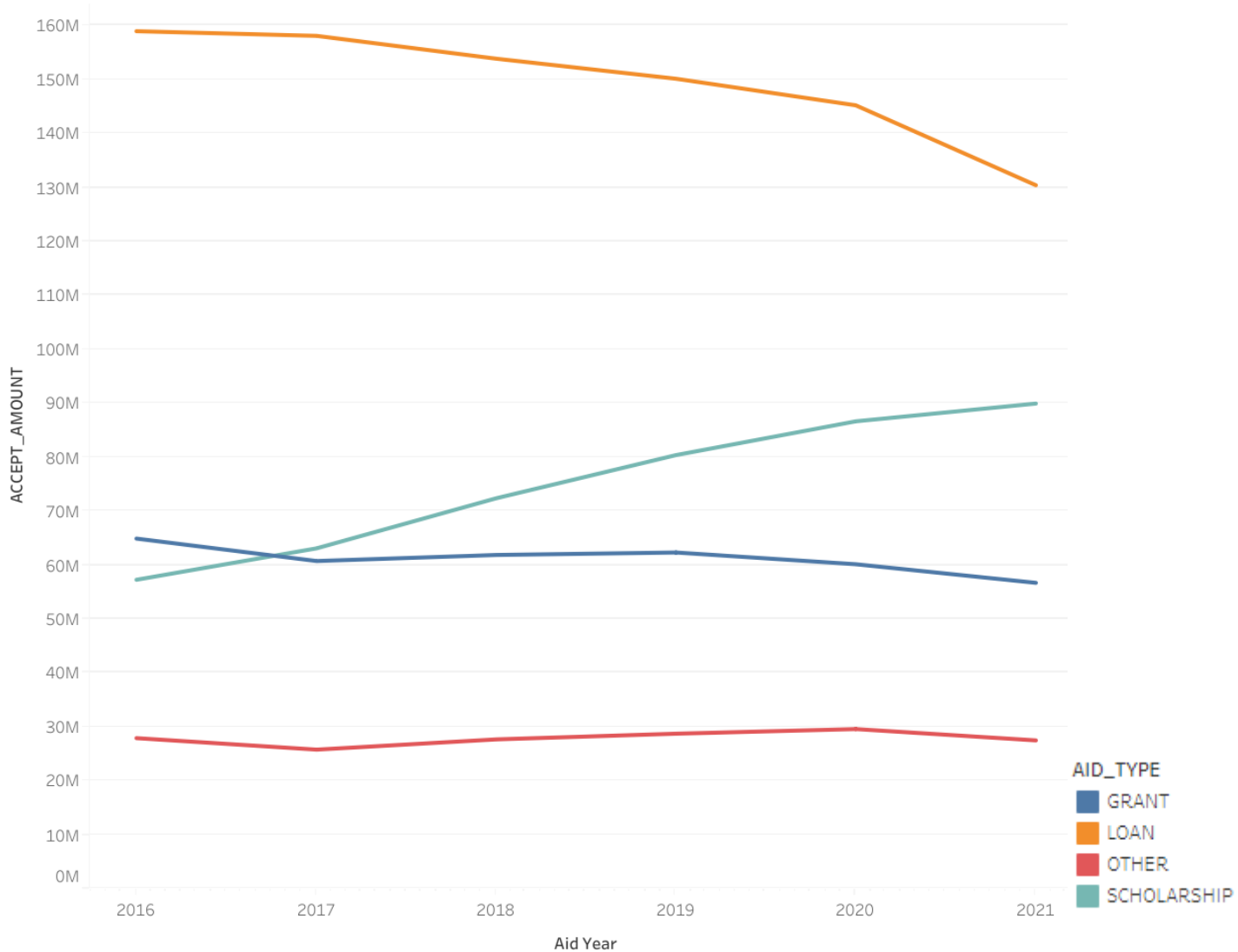
2019-20 Academic Year



Did You Know: The debt load of UMS graduates is 17.4% lower than is average for graduates of New England four-year public institutions.



UMS Student Financial Aid By Type

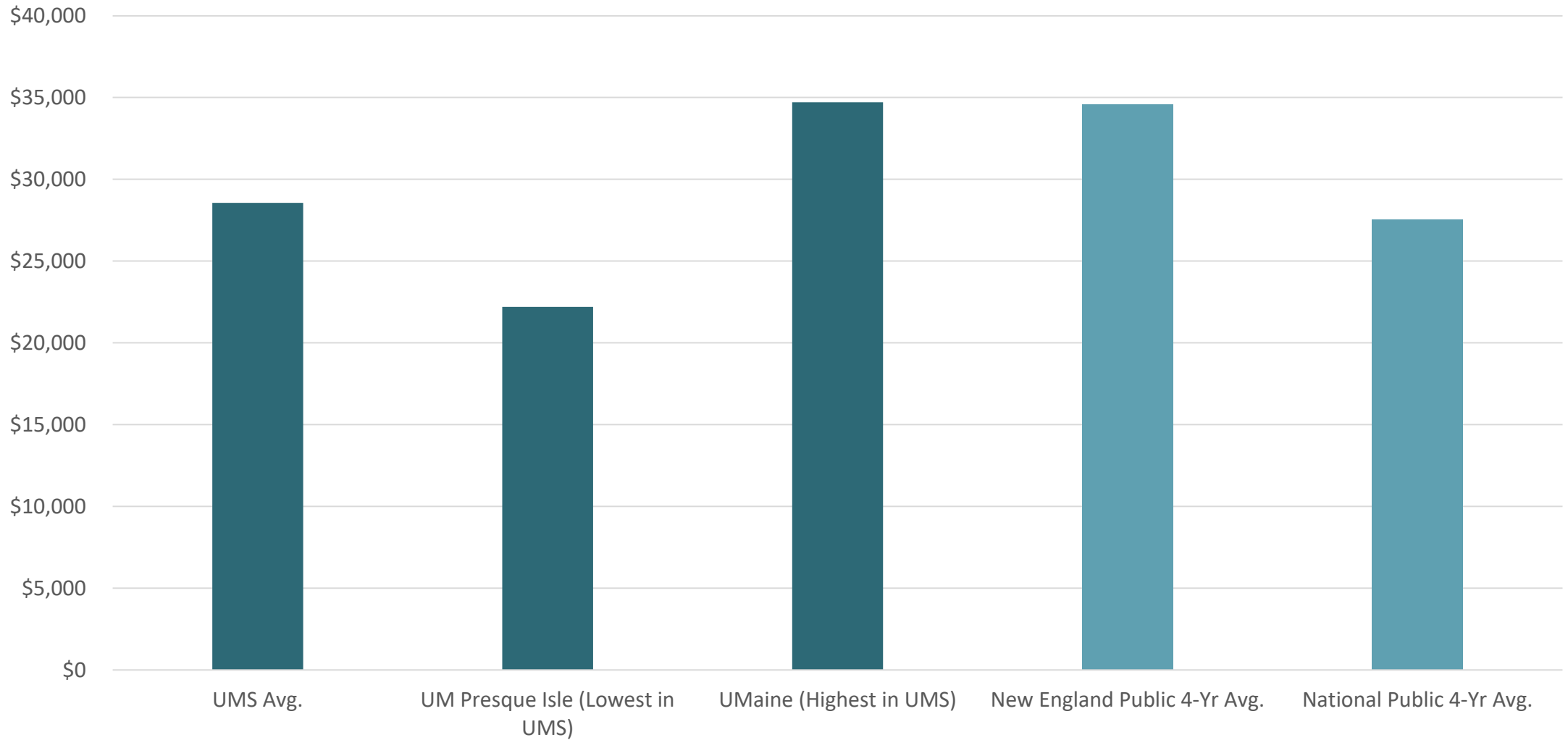


In Academic Year 2019-20:

- 13,844 UMS students participated in at least one loan program, borrowing on average \$8,196.
- The average scholarship, grant and waiver package was \$7,498.
- Institutional (directly from UMS) scholarships, grants and waivers grew to \$106.7 million (+40.5% from AY15-16). 20,140 UMS students benefitted with average package of \$5,297.



Debt Loads of Graduates With Bachelor's



UMS Affordability & Completion Initiatives

University Promise Programs

Students who are Pell-eligible at the Universities of Maine at Augusta, Fort Kent, Machias and Presque Isle pay no out-of-pocket costs for tuition and fees, provided they stay on-track to timely graduation as part of a “promise” program through which the university waives costs not covered by Pell, Maine State Grant and other scholarships, grants, etc.

Adult Degree Completion Scholarships

Through its Adult Degree Completion Scholarship, UMS provides funding to help adult students who have some college credits but no degree. Maine adults who “stopped out” of college but want to return to earn their door-opening degree qualify for as much as \$4,000 per year in scholarships. UMS also piloting small debt forgiveness to help bring adults with a small bill back to school.

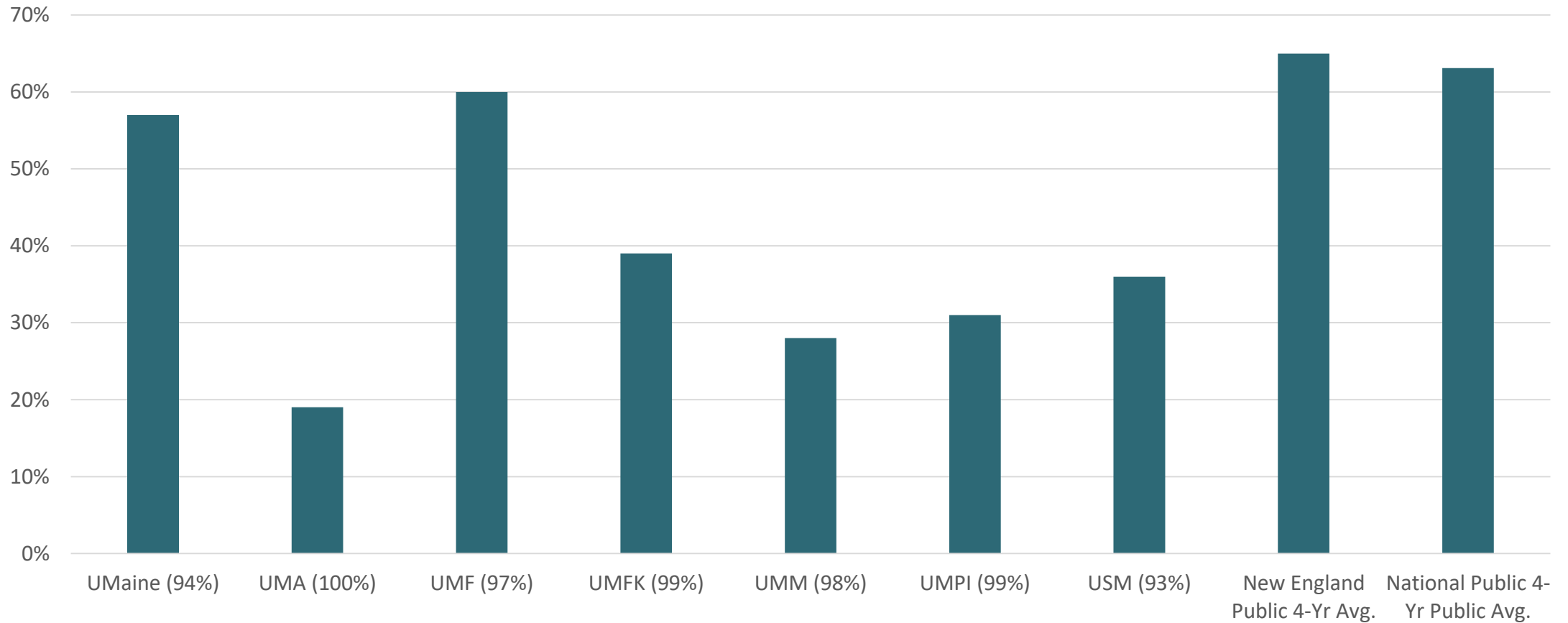
Competency Based Degree Programs

Programs like UMPI’s YourPace allow adults to earn their in-demand bachelor’s degree entirely online so that it works for their busy lives. Learners can receive credit for prior experiences including work, advance based on their mastery of the materials and receive a personal academic success coach. Tuition is a flat rate.



UMS Acceptance & Completion Data

Six-year graduation rates of full-time, first-time, degree-seeking undergraduates at institution where they started (2014 cohort, IPEDS)

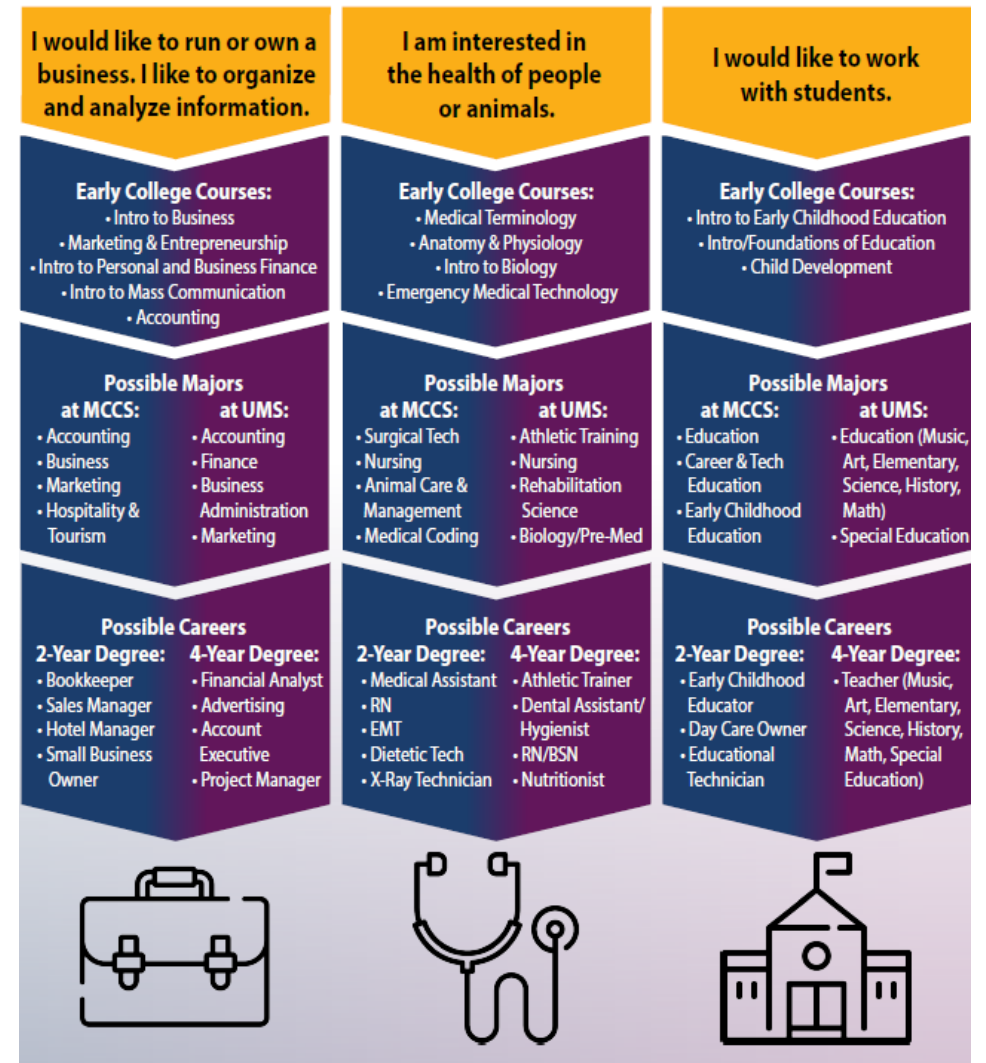


**Numbers in parenthesis indicate percentage of applicants accepted for Fall 2021 enrollment*



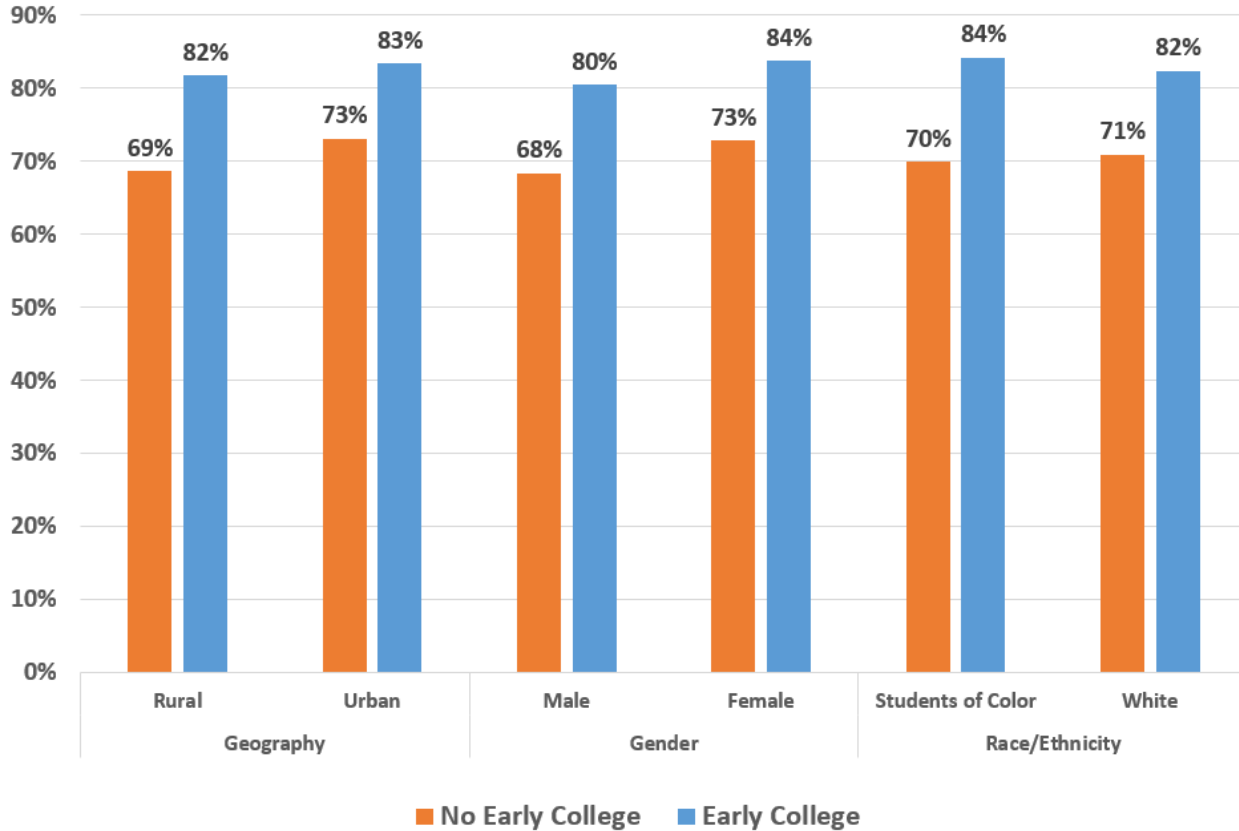
UMS Affordability & Completion Initiative: Early College

- Allows Maine students to take college credit-bearing courses at their high school, at UMS university or through UMS online
- Tuition and fees free for student (up to 12 credits per year), Maine DOE reimburses UMS for +/- half credit hour cost, universities waive balance and all fees
- Raises college aspirations, high school and college degree attainment, and college and career readiness while reducing student debt
- 3,910 students enrolled this fall from 150 Maine schools (enrollment + 41% between Fall 2016-20). State funding limits growth.

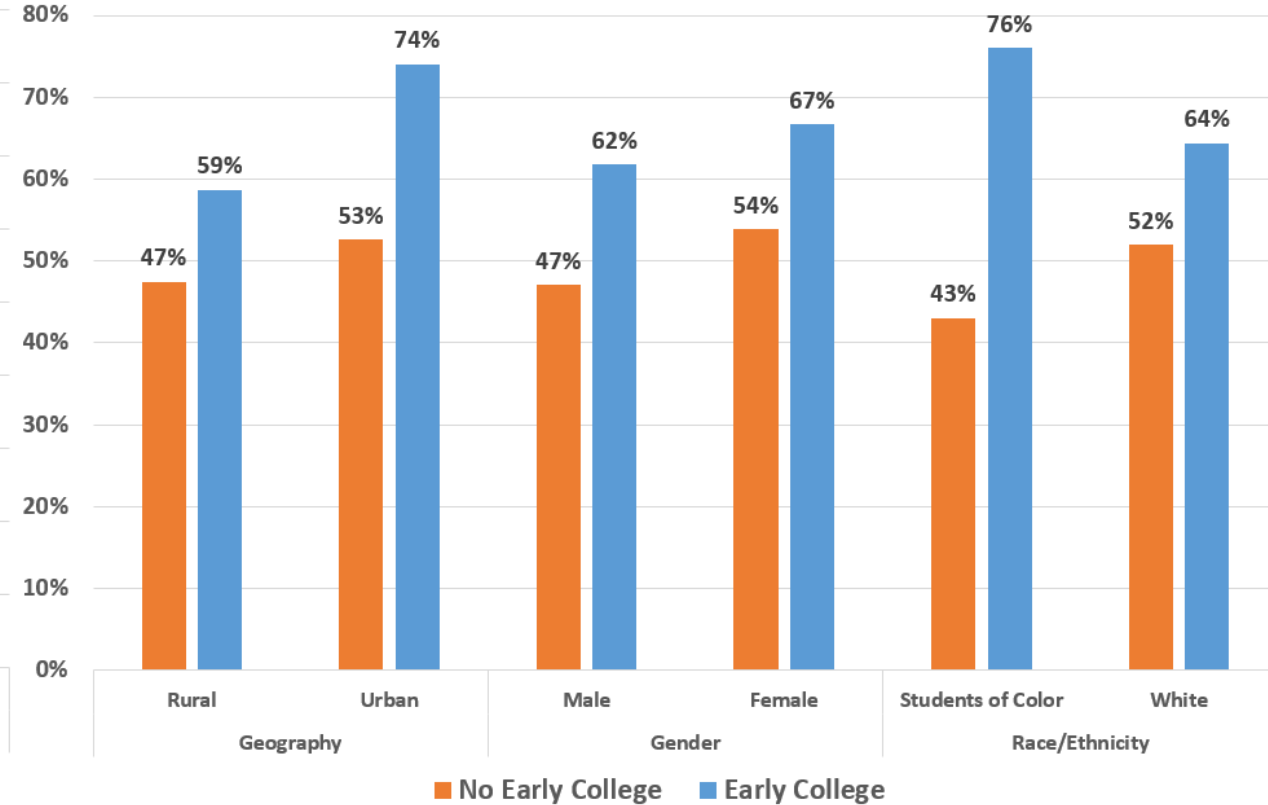


UMS Affordability & Completion Initiative: Early College

Retention Rates Fall 2018 First-Year, Full-Time Cohort



Six-Year Graduation Rates
Fall 2014 Full-Time, First-Year Cohort (Maine students only)



Other UMS Affordability & Completion Initiatives

UMS TRANSFORMS

\$20M of historic Harold Alfond Foundation gift (to be matched by at least \$25M) focused on student success and retention initiatives including first-year research learning experiences (piloted in 2021), redesigning curricular of gateway courses that are barrier to academic progress, and better pathways from education to careers.

UMaine Think30

Education and awareness initiative launched in 2015 at UMaine to encourage students to complete 30 credits per year so they can graduate in four years while saving money, reducing debt and enter Maine workforce. To support students' ability to do so, UMaine also expanded course opportunities during winter and summer session and online.

UMS Make the Grade

Allows UMS first-year students who are struggling to make the transition to college to retake a course they failed for free, provided they commit to accepting additional supports. In its first year, this initiative in-part helped increase first-to-second year retention by 5 percentage points, despite the pressures of the pandemic.



Your Questions



Sources

- [UMS 2019-20 Financial Aid Report](https://maine.edu/databook/student-related-reports/): maine.edu/databook/student-related-reports/
- [UMS Fall 2020 Enrollment Report](https://maine.edu/databook/student-related-reports/) (Excludes Early College): maine.edu/databook/student-related-reports/
- [UMS FY22 Student Charges Report](https://maine.edu/databook/student-related-reports/): maine.edu/databook/student-related-reports/
- [Review of the Funding, Programming and Outcomes of Early College Programs at Maine's Public Universities](https://maine.edu/students/early-college/early-college-report/): maine.edu/students/early-college/early-college-report/
- [The Integrated Postsecondary Education Data System \(IPEDS\)](https://nces.ed.gov/ipeds/): nces.ed.gov/ipeds/

