

Maine Animal Welfare Program Annual Report to Legislature Fiscal Year 2024



Amanda E. Beal
Commissioner

Nancy McBrady
Deputy Commissioner

Jo D Saffair
Deputy Commissioner

18 Elkins Lane
Augusta, ME 04333

(207) 287-3200
maine.gov/dacf

Maine's Animal Welfare Program Review for 2024

Our Mission: The Animal Welfare Program (AWP) ensures the humane treatment of animals through communication, education, and enforcement of animal welfare laws.

What we do: AWP develops and implements policies and programs to effectively address animal cruelty complaints; inspects and licenses animal shelters, pet stores, kennels, and animal research facilities; and enforces the licensing of dogs.

Staff:

Field staff

- | | |
|---|------------------------|
| • Acting Field Supervisor | Chrissy MacFarland |
| • District Humane Agent Aroostook County | Richard Guilbault, Jr. |
| • District Humane Agent Washington, Hancock Counties | Douglas Radziewicz |
| • District Humane Agent Penobscot, Piscataquis, Somerset Counties | Rachel Welch |
| • District Humane Agent Waldo, Knox, Lincoln, Kennebec Counties | Vacant |
| • District Humane Agent Franklin, Oxford, Androscoggin Counties | William Muggle |
| • District Humane Agent York, Cumberland Counties | Nicole Doyle |
| • District Humane Agent, Inspections | Reginald Manter |

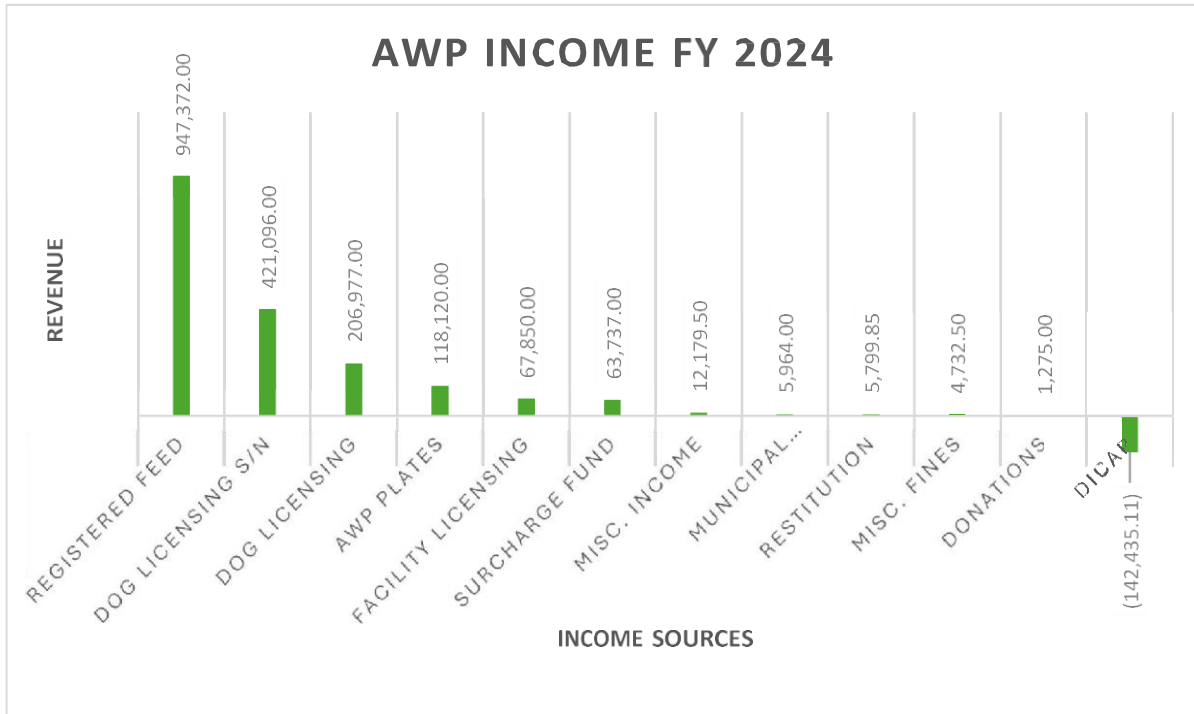
Administrative Staff

- | | |
|-----------------------------------|--------------------|
| • Director | Ronda Steciuk |
| • Secretary Associate | Thomas Rackliff |
| • Office Associate II | Danielle Trask |
| • Planning and Research Assistant | Connor Egan |
| • Assistant State Veterinarian | Rachael Fiske, DVM |

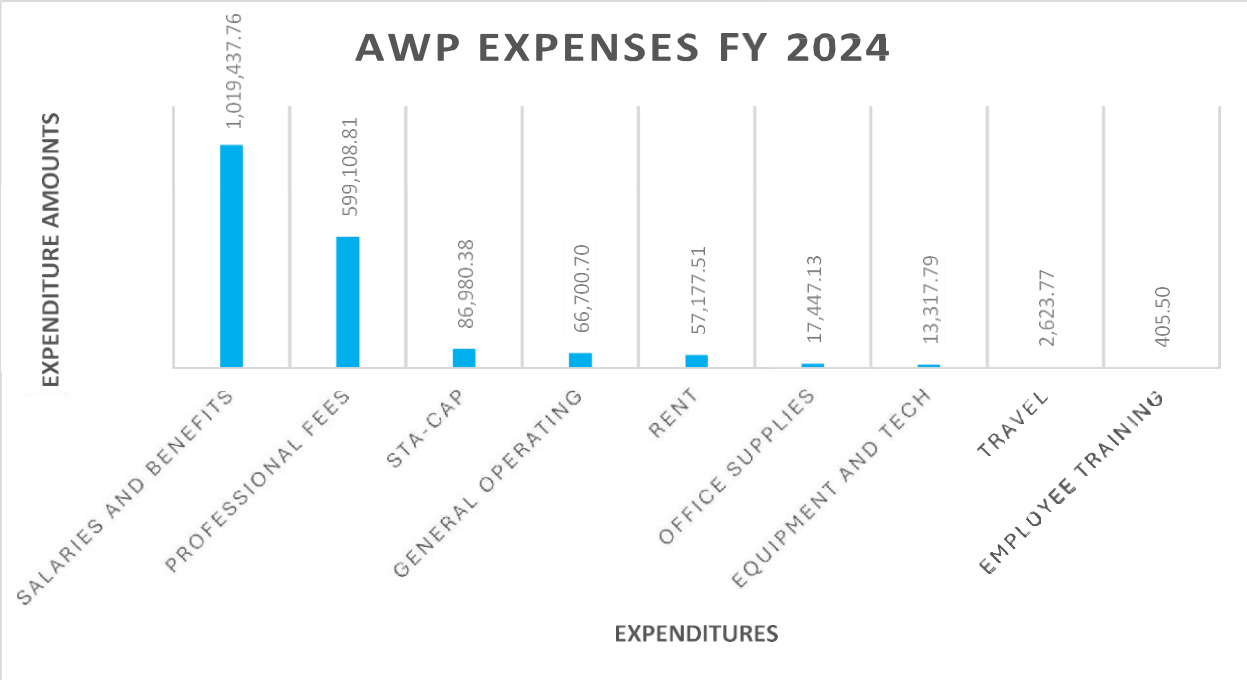
Note: AWP financial data is collected and reported on a fiscal year (July 1-June 30) basis. Program data is collected and reported on a calendar year basis. Unless labeled FY 2024, data on the following pages cover the period between January 1-December 31, 2024.

AWP Financials

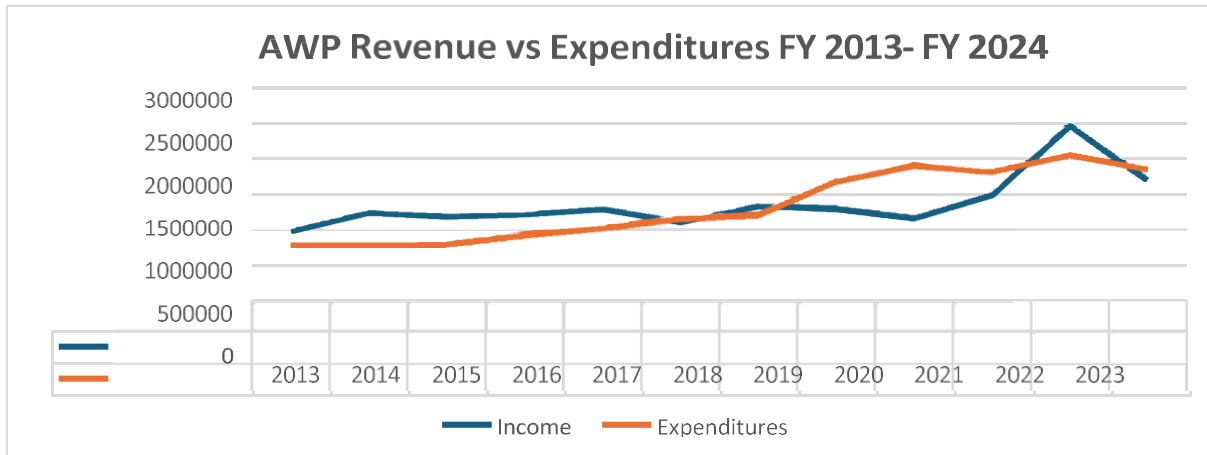
2024 Revenue and Expenses, while appearing to have dropped from 2023, stayed largely stagnant. In 2023, AWP received \$650,000 in the supplemental budget to help cover a very large and long-lasting seizure case. This case is also the primary driver of the reduction in Professional expenses in 2024 over 2023. Additionally, AWP was fully staffed for most of 2024, the first time in several years.



AWP Income:	Amount
Registered Feed	947,372.00
Dog Licensing S/N	421,096.00
Dog Licensing	206,977.00
AWP Plates	118,120.00
Facility Licensing	67,850.00
Surcharge Fund	63,737.00
Misc. Income	12,179.50
Municipal Reimbursement Dog Licensing	5,964.00
Restitution	5,799.85
Misc. Fines	4,732.50
Donations	1,275.00
Dicap	(142,435.11)
Total	1,712,667.74



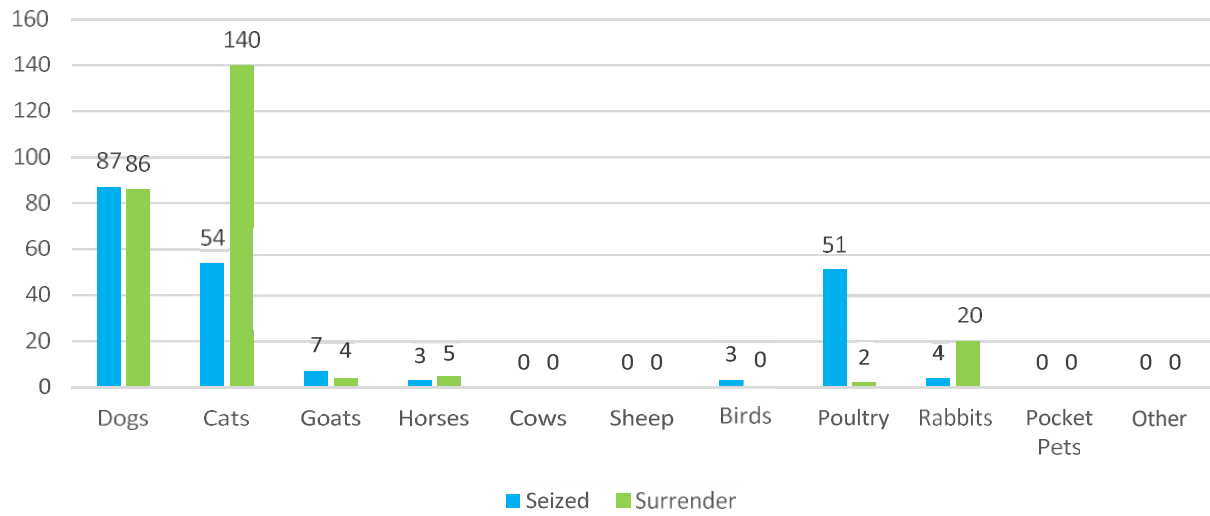
AWP Expenses:	Amount
Salaries and Benefits	1,019,437.76
Professional Fees	599,108.81
Sta-Cap	86,980.38
General Operating	66,700.70
Rent	57,177.51
Office Supplies	17,447.13
Equipment and Tech	13,317.79
Travel	2,623.77
Employee Training	405.50
Total	1,863,199.35



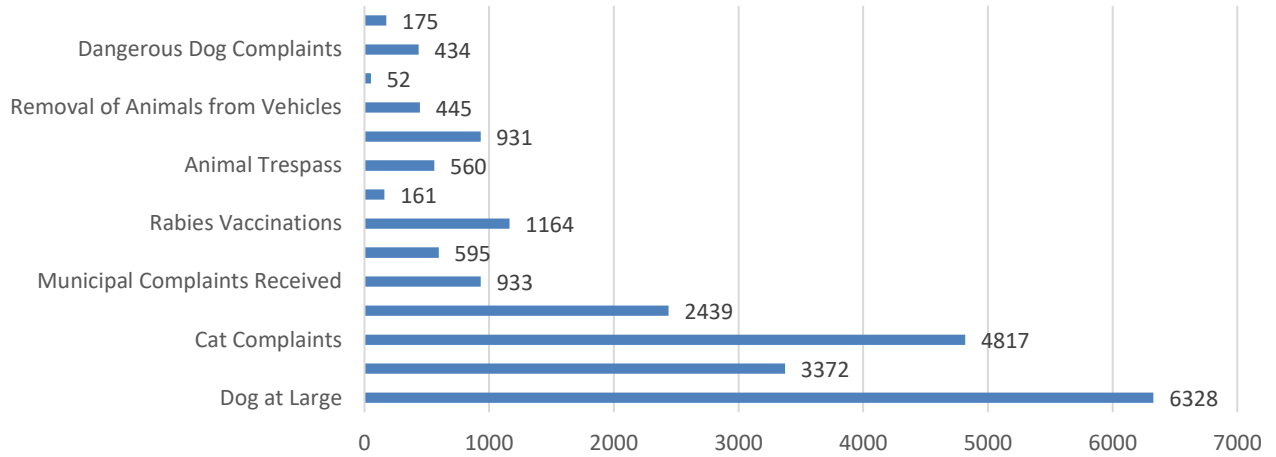
Cruelty Investigations

In 2024, the AWP office dispatched 513 complaints to Humane Agents, a 66% increase over 2023. Many of the complaints we responded to involved multiple types of violations. For example, reports might list improper care, shelter, living conditions, sustenance, or lack of medical care on a single complaint. Agents advise owners about proper care, available veterinarians, and feed sources. They will often check back even when a case is closed to ensure the animal and the owner are doing well. Dogs and cats are the most common subjects of complaints, but Humane Agents also spend time working with farmers on livestock issues. Humane Agents use community policing methods when enforcing animal welfare laws and have had great success educating animal owners about their responsibilities. Agents use education to resolve many of the complaints. Only a few require tougher enforcement actions, such as summoning for violations or seeking a court order to remove the animals

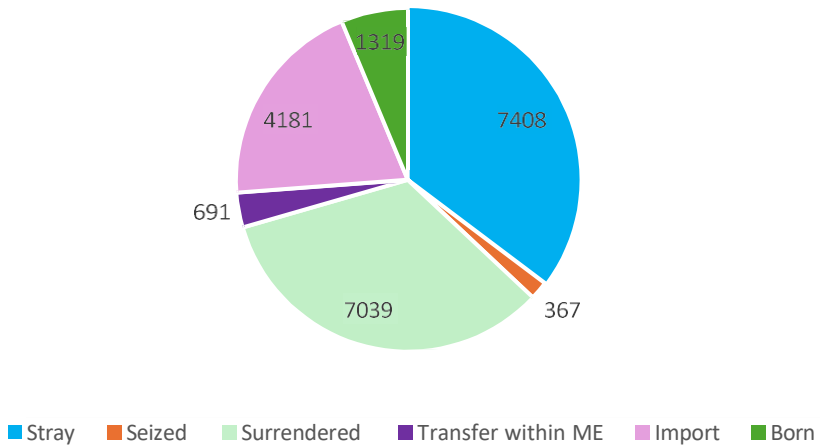
2024 AWP Seized and Surrendered Animals



2024 Municipality Animal Control Complaints by Type

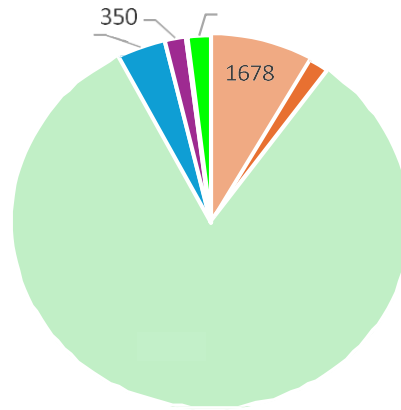


2024 Statewide Shelter Dog and Cat Intake



2024 Statewide Shelter Dog and Cat Intake	
Stray	7408
Seized	367
Surrendered	7039
Transfer within ME	691
Import	4181
Born	1319
TOTAL	21005

2024 Statewide Shelter Dog and Cat

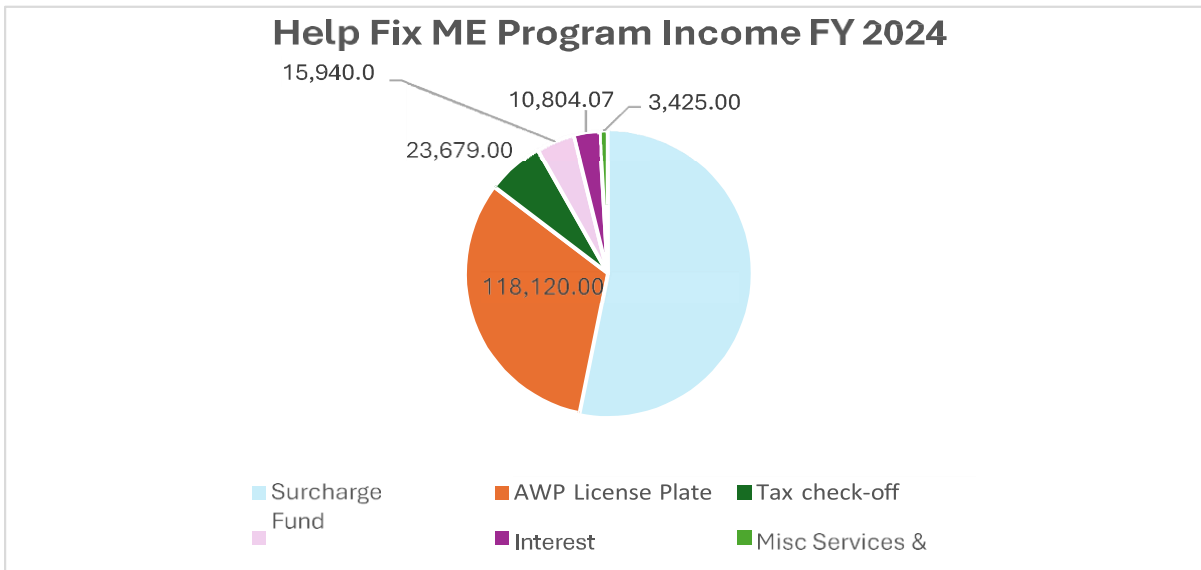


■ Return to Owner
 ■ Return to Field
 ■ Adoption
 ■ Euthanasia
 ■ Transfer within Maine
 ■ Export
 ■ Died/Lost in Care

	2024 Statewide Dog and Cat Outcomes
Return to Owner	1678
Return to Field	353
Adoption	16757
Euthanasia	797
Transfer Out of Maine	350
Export	27
Died/Lost in Care	380
TOTAL	20342

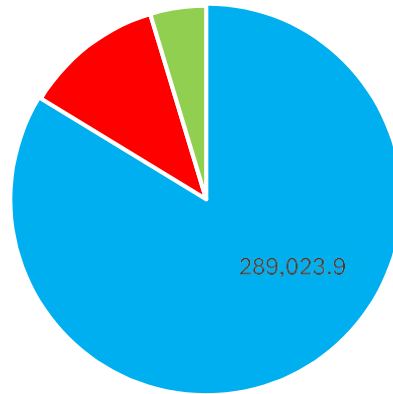
Companion Animal Sterilization (Help Fix ME)

Since 2005, AWP has been operating the Companion Animal Sterilization Fund, best known as the Help Fix ME (HFM) program. Established to encourage qualified pet owners to sterilize their cats and dogs and to help cover the cost of those sterilizations, HFM reduces the number of animals in shelters. This reduction helps to decrease euthanasia and increase adoptions. Since 2009, Help Fix ME has helped pet owners spay and neuter over 24,000 animals. For the past five years, the adoption rate in Maine shelters has been 95%, while the euthanasia rate is around 3%. In comparison, in 2011, the adoption rate was 73%, and the euthanasia rate was 27%. In 202~~X~~, the Legislature directed DACF to seek a third-party program administrator for HFM. With input from stakeholder groups, AWP developed a request for proposals seeking an outside entity to assume program administration, but no eligible entities applied.



Help Fix ME Program Income FY 2024:	Amount
Surcharge Fund	195,392.00
AWP License Plate	118,120.00
Tax check-off	23,679.00
HFM Co-Pays	15,940.00
Interest	10,804.07
Misc Services & Fees	3,425.00
Total	367,360.07

Help Fix ME Program Expenditures FY 2024



■ General
 ■ Salaries and
 ■ Sta-

Help Fix ME Program Expenditures FY 2024:	Amount
General Operating	289,023.91
Salaries and Benefits	40,125.31
Sta-cap	16,120.34
Total	345,269.56

Help Fix ME (HFM) Vouchers Paid in Calendar Year 2024 by County

County	Number of Vouchers	Percentage of Vouchers Given	Percentage of Population (%)	Population (2023)
Androscoggin	192	10.80%	8.15%	113,765
Aroostook	245	13.78%	4.82%	67,351
Cumberland	53	2.98%	22.22%	310,230
Franklin	96	5.40%	2.20%	30,828
Hancock	8	0.45%	4.04%	56,526
Kennebec	270	15.19%	9.11%	127,259
Knox	10	0.56%	2.93%	40,977
Lincoln	22	1.23%	2.61%	36,507
Oxford	248	13.59%	4.29%	59,905
Penobscot	159	8.94%	11.12%	155,312
Piscataquis	20	1.12%	1.25%	17,486
Sagadahoc	33	1.85%	2.68%	37,513
Somerset	139	7.82%	3.67%	51,302
Waldo	75	4.22%	2.91%	40,620
Washington	88	4.95%	2.26%	31,555
York	119	6.69%	15.66%	218,586
TOTALS	1777		100.00%	1,395,722

Help Fix ME Vouchers Paid 2024 By County



- Androscoggin
- Aroostook
- Cumberland
- Franklin
- Hancock
- Kennebec
- Knox
- Lincoln
- Oxford
- Penobscot
- Piscataquis
- Sagadahoc
- Somerset
- Waldo
- Washington
- York

