

Maine Public Utilities Commission



EUT Committee Orientation

January 16, 2025

Purpose of the Maine Public Utilities Commission under Title 35-A



Ensure safe, adequate, and reliable utility service at rates that are just and reasonable to customers and utilities while also helping achieve reductions in state greenhouse gas emissions and minimizing energy costs.

Operation of the Commission

The Commission is a quasi-judicial independent agency that:

- Adjudicates utility cases;
- Conducts inquiries and investigations;
- Engages in rulemaking;
- Enforces laws and rules; and
- Issues RFP's to implement State policies, including the provision of standard offer service.

In order to provide a transparent and accessible process, all hearings, technical conferences and deliberations are streamed live on the Commission's website. The public may also attend in person. All major cases are accessible from the Commission's Homepage.

Commission Funding Sources

The Commission is funded through an assessment on all utilities not the State General Fund.

The E-9-1-1 systems is funded by a monthly surcharge levied on:

- Each residential and business telephone exchange line;
- Semipublic coin and public access lines;
- Customers of interconnected voice over Internet protocol service; and
- Customers of cellular or wireless telecommunications service.

What Do We Regulate?



TRANSMISSION &
DISTRIBUTION
ELECTRIC UTILITIES



NATURAL GAS
UTILITIES



WATER UTILITIES



TELEPHONE
(PROVIDER OF LAST
RESORT)




9-1-1 EMERGENCY
SERVICES
INFRASTRUCTURE



CASCO BAY FERRY
& WATER SERVICES

What We Do Not Regulate?



CELL PHONE
SERVICE



CABLE TELEVISION



INTERNET/
BROADBAND



SEWER



DRINKING WATER
QUALITY

Who Are We?

- Three full-time Commissioners nominated by the Governor and confirmed by the legislature.
- Approximately 80 professionals (including commissioners):
 - Analysts (accountants, engineers, financial analysts, economists)
 - Attorneys
 - Consumer specialists
 - Administrative and support staff
 - Gas safety experts

Commissioners

Philip L. Bartlett II, Chair
Patrick Scully
Carolyn Gilbert

Legal

Elizabeth Wyman

Administration

Amy Dumeny

Telephone and
Water

Jordan McColman

Emergency
Services
Communication
Bureau

Maria Jacques

Consumer
Assistance and
Safety Division

Derek Davidson

Electric and Gas

Sally Zeh

Legal Division

Division Director: Elizabeth Wyman, General Counsel

Staff in the Legal Division:

- Act as hearing examiners on all utility cases;
- Assist and participate in court appeals;
- Advise the Commissioners on legal matters; and
- Provide legal analysis of legislative proposals.

Administration Division

Division Director: Amy Dumeny

The Administration Division includes:

- Utility case management;
- Human Resources;
- Oversight on finances and budgets;
- Contracts/purchasing;
- Information Technology; and
- Press

Telephone and Water Division

Division Director: Jordan McColman

The Telephone and Water Division:

- Conducts financial investigations;
- Analyzes utility operations & financing;
- Advises on matters of rates, revenues, expenses, securities, depreciation, cost of infrastructure, and cost of service;
- Ensures efficient use of number resources within 207 area code;
- Reviews Competitive Local Exchange Carrier (CLEC) applications for operating authority or service abandonment;
- Meets Federal wholesale obligations - competitors' access to Incumbent Local Exchange Carrier (ILEC) networks to provide service; and
- Administers funding for several State programs received from landline phone bills:
 - MTEAF, MSLN, MUSF

Emergency Services Communication Bureau

Bureau Director: Maria Jacques

The Emergency Services Communication Bureau:

- Implements & manages Statewide 911 system (Consolidated Communications provides the 911 “backbone”);
- Provides dispatcher and PSAP call-taker training; and
- Provides Public Service Announcements on use of 911 and texting to 911 in limited situations.

Consumer Assistance and Safety Division

Division Director: Derek Davidson

The Consumer Assistance and Safety Division:

- Provides information & assistance to utility customers;
- Handles complaints to help customers resolve disputes;
 - *Service, billing, payment, rates, and other utility matters*
- Issues decisions that may be reviewed by the Commission;
- Administers Low-Income Assistance Program (LIAP) & Arrearage Management Program (AMP);
- Conducts inspections and compliance audits of liquid propane and natural gas facilities;
- Determines if operators complied with design, construction, operating, and maintenance requirements; and
- Enforces compliance with the Dig Safe rules.

Electric and Gas Division

Division Director: Sally Zeh

The Electric and Gas Division:

- Conducts financial investigations;
- Analyzes utility operations & financing;
- Advises on matters of rates, revenues, expenses, securities;
- Assists in the procurement of Standard Offer Service;
- Directs long-term contracting as required by law;
- Analyzes net energy billing impacts; and
- Conducts oversight of the Efficiency Maine Trust in accordance with the law.

Electric Rates

power plant
generates electricity



transmission lines carry
electricity long distances



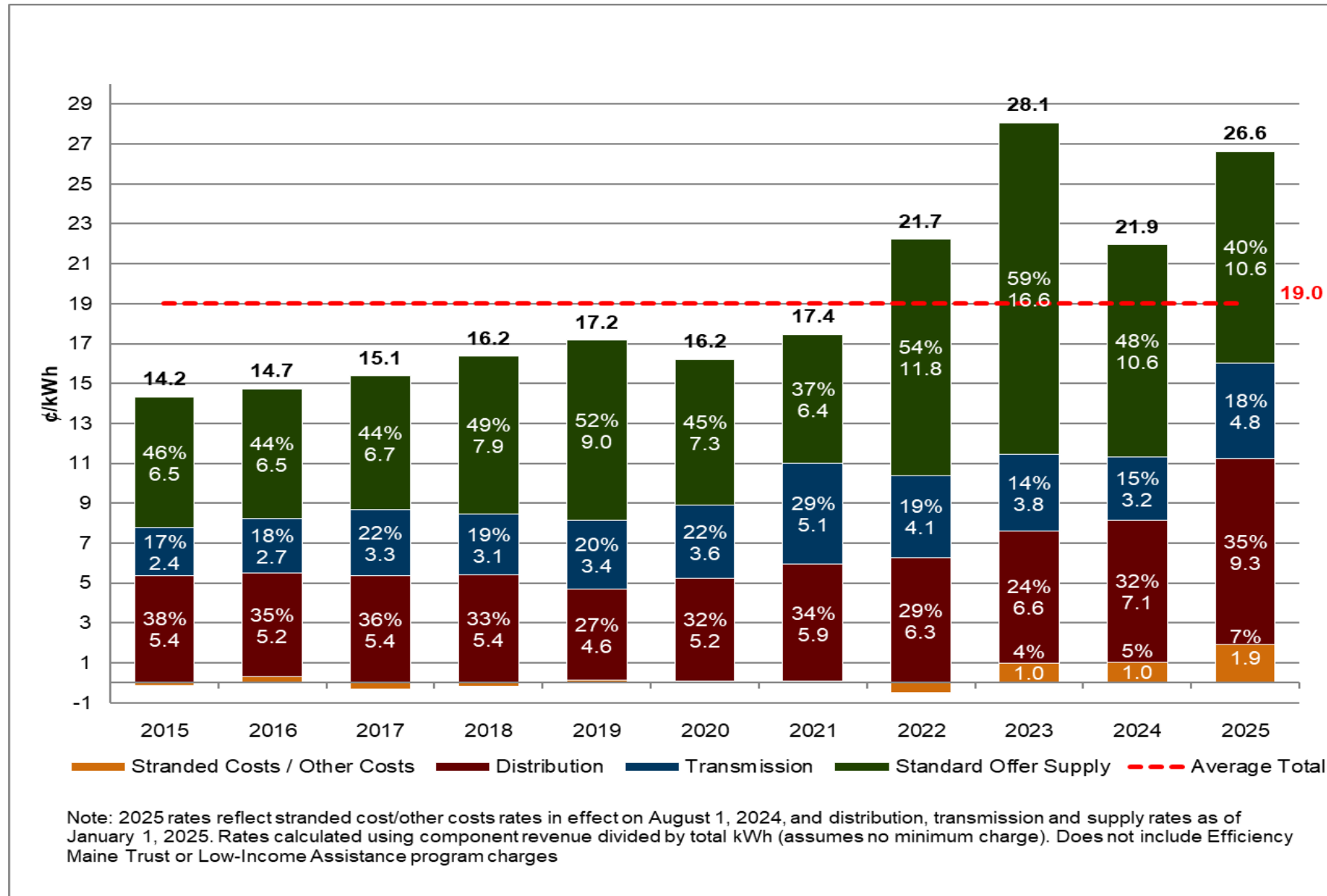
distribution lines carry
electricity to houses



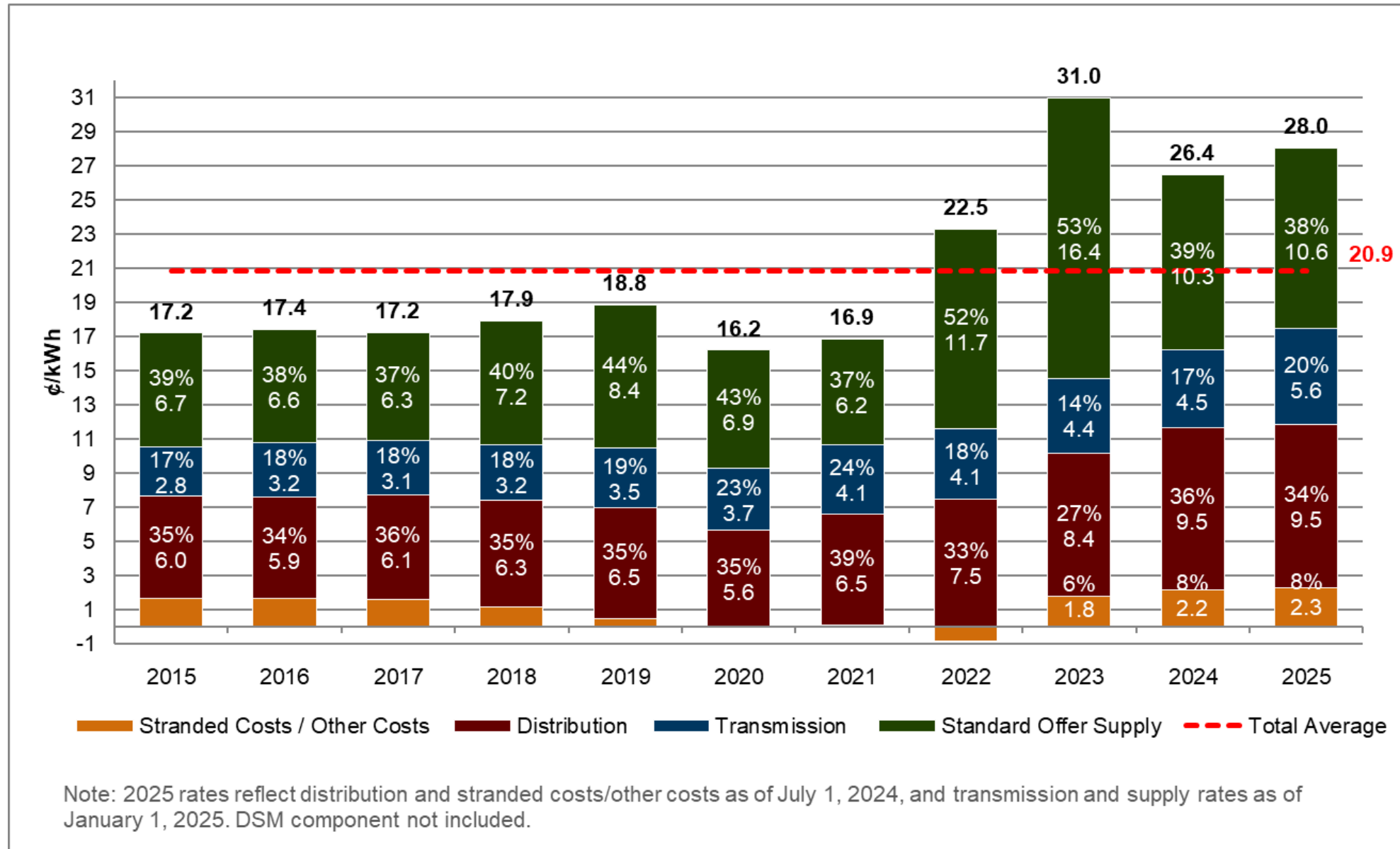
transformers on poles
step down electricity

ELECTRIC BILL COMPONENTS

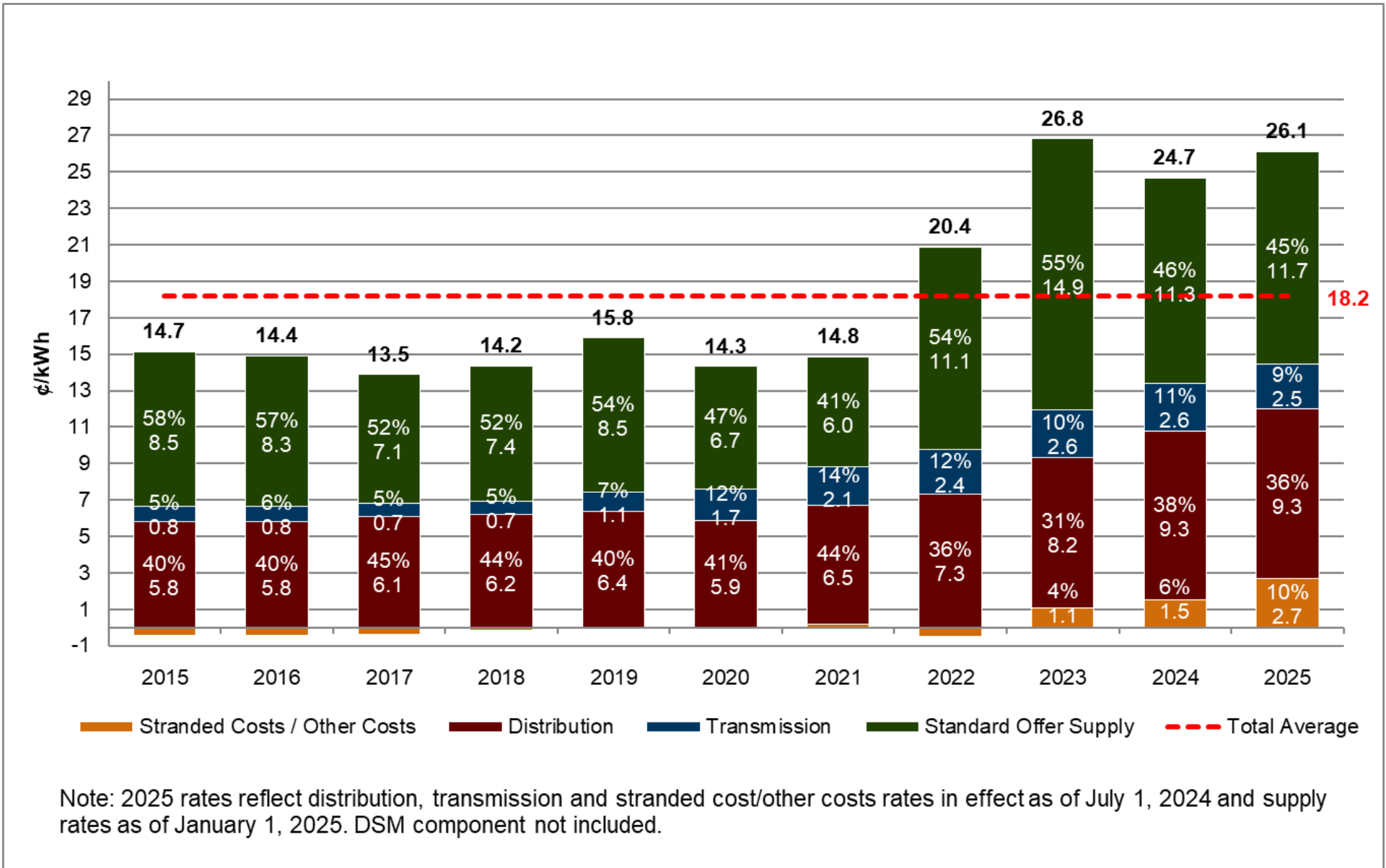
CMP Historical Prices By Component



Versant Power (BHD) Historical Prices By Component



Versant Power (MPD) Historical Prices By Component



Transmission Rates

- Costs of constructing/operating the transmission system in Maine
- Maine's share of regional pool transmission facilities
 - High voltage lines which serve as backbone of NE system, paid for by all NE ratepayers
 - Maine's share approx. 9%
- Regulated by the Federal Energy Regulatory Commission (FERC)

Transmission Rates

While the Commission does not regulate transmission rates, the Commission does participate in discussions regarding transmission in the following manner:

Intervenes in FERC proceedings

Actively advocates for Maine at NEPOOL

Represents Maine at the New England States Committee on Electricity (NESCOE)

ISO-NE

Most of Maine is Part of the New England Regional Market (ISO-NE)

- Operates regional bulk power system & administers wholesale competitive markets
- Responsible for regional system reliability (Planning and day-to-day operations)
- Created in 1997, private, not-for-profit corporation
- Independent of market participants
- Regulated by FERC (tariffs & market Rules)

The Commission participates in ISO-NE & FERC proceedings to advocate for Maine

Region is small and electrically isolated from U.S. wholesale market

Indirectly connected to ISO-NE via transmission through New Brunswick (Not part of ISO-NE)

Includes territories of Versant (MPD), Houlton, Van Buren, and Eastern Maine Electric Coop (EMEC)

Electrically connected to New Brunswick and part of the Maritimes Control Area

Limited competition

New Brunswick Power is major supplier

Northern Maine Independent System Administrator (NMISA) administers the system and market

NORTHERN MAINE

Supply Rates

The Commission does not regulate the supply market; but:

- Annually conducts a procurement for standard offer service;
- Licenses competitive electricity providers (CEPs); and
- Enforces consumer protection provisions related to CEPs.

New England Investor-Owned Utilities, Fixed Residential Supply Rates

State	Utility	Rate (c/kWh)	Start	End
CT	Connecticut Light & Power Co dba Eversource Energy	11.19	Jan-2025	Jun-2025
CT	The United Illuminating Company	13.57	Jan-2025	Jun-2025
MA	Fitchburg Gas & Elec Light Co (FG&E)/ Unitil	15.60	Feb-2025	Jul-2025
MA	Massachusetts Electric/ National Grid	14.67	Feb-2025	Jul-2025
MA	NSTAR Electric Company dba Eversource Energy	13.35	Feb-2025	Jul-2025
MA	WMECo dba Eversource Energy	11.83	Feb-2025	Jul-2025
ME	Central Maine Power	10.61	Jan-2025	Dec-2025
ME	Versant - BHD	10.56	Jan-2025	Dec-2025
ME	Versant - MPD	11.65	Jan-2025	Dec-2025
NH	Liberty Utilities (Granite State Electric)	8.42	Feb-2025	Jul-2025
NH	Public Service Co of NH dba Eversource Energy	8.93	Feb-2025	Jul-2025
NH	Unitil Energy Systems	8.31	Feb-2025	Jul-2025
RI	Narragansett Electric/ National Grid	16.39	Oct-2024	Mar-2025
VT	Green Mountain Power	19.99	Oct-2024	Sep-2025

Distribution Rates

- Cost of constructing/operating distribution system in Maine
- Costs related to customer services (e.g. metering & billing)
- Regulated by the Commission

Rate-Setting Components

Operating Expenses

- Include staffing, vegetation management, storm response and other direct costs paid by ratepayers
- There is no built-in profit or return for a utility for operating expenses

Return on Rate Base

- The Commission sets the utility's Return On Equity (ROE)
- The return is not a guaranteed profit (see example on the next slide)

Commission discretion in rate-setting

- The Commission's discretion is not unlimited
- Customers and utilities are entitled to rates that are "just and reasonable"
- The U.S. Supreme Court has held that failure to give a utility an adequate return violates the Constitution as a taking without just compensation
- We evaluate every component of a utility rate request with great scrutiny

**Versant Power's Return on Equity
Since 2016
(from previous rate case filing)**

Figure 12: Earned vs. Authorized ROE²³

	Earned ROE	Authorized ROE	Earnings differential (bps)
2021	4.84%	9.35%	(451)
2020	3.32%	9.35%	(603)
2019	8.22%	9.35%	(113)
2018	6.06%	9.18%	(312)
2017	7.15%	9.00%	(185)
2016	6.33%	9.55%	(322)
Average	5.99%	9.30%	(331)

Stranded Costs and Other Costs

- Stranded costs
 - Remaining obligations incurred before restructuring
- Other costs
 - Net costs from statutory obligations including net energy billing and long-term contracts.

Long-term Contract Information

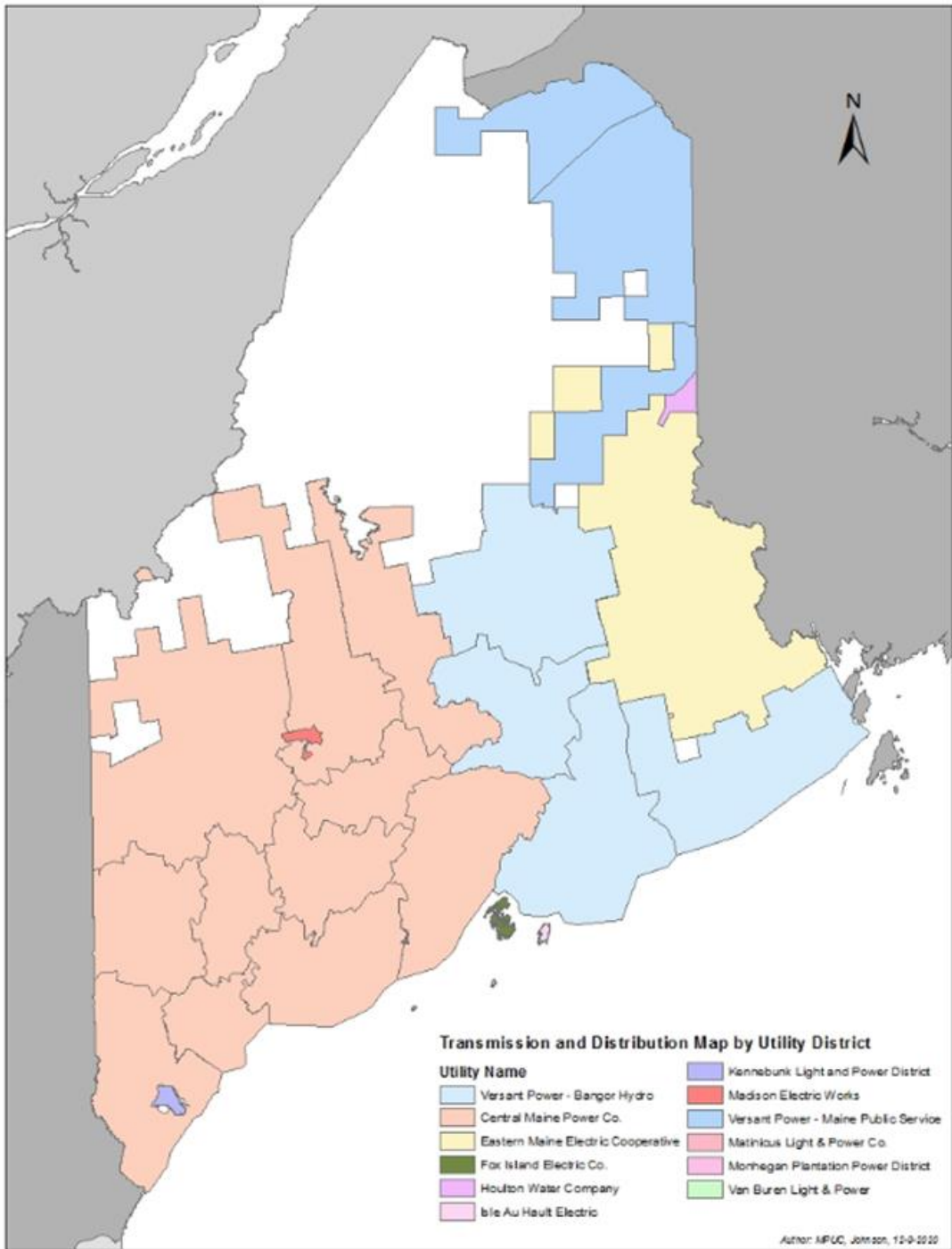
Long-Term Contract Summary December 2023-November 2024			Dec-23	Jan-24	Feb-24	Mar-24	Apr-24	May-24	Jun-24	Jul-24	Aug-24	Sep-24	Oct-24	Nov-24	12 Months Ended Nov 2024	
Community Based Program																
CMP	Athens Energy Biomass	MWh	5,168	4,946	5,105	4,306	5,016	5,186	5,047	2,858	5,251	5,045	4,549	5,184	57,661	
		Contract Payments	\$ 511,673	\$ 489,607	\$ 505,393	\$ 426,267	\$ 496,592	\$ 513,382	\$ 499,657	\$ 282,979	\$ 519,821	\$ 499,440	\$ 450,334	\$ 513,179	\$ 5,708,324	
		Entitlement Revenue	\$ 183,938	\$ 300,554	\$ 162,232	\$ 95,428	\$ 107,866	\$ 132,949	\$ 141,782	\$ 83,426	\$ 206,965	\$ 163,180	\$ 149,246	\$ 197,658	\$ 1,921,164	
		Net Ratepayer (Cost)/Benefit	\$ (327,735)	\$ (189,053)	\$ (343,161)	\$ (330,839)	\$ (388,726)	\$ (380,433)	\$ (357,875)	\$ (199,553)	\$ (316,916)	\$ (336,260)	\$ (301,088)	\$ (315,521)	\$ (3,787,160)	
CMP	Georges River Biomass	MWh	4,568	3,355	3,414	5,454	1,957	5,297	4,188	5,129	5,248	4,634	3,678	4,762	51,684	
		Contract Payments	\$ 452,185	\$ 332,193	\$ 341,524	\$ 539,914	\$ 193,745	\$ 524,407	\$ 414,656	\$ 507,785	\$ 519,507	\$ 458,784	\$ 364,078	\$ 471,399	\$ 5,120,177	
		Entitlement Revenue	\$ 167,985	\$ 181,879	\$ 144,530	\$ 102,615	\$ 39,115	\$ 138,272	\$ 108,262	\$ 216,031	\$ 206,964	\$ 170,567	\$ 108,705	\$ 188,373	\$ 1,773,282	
		Net Ratepayer (Cost)/Benefit	\$ (284,200)	\$ (150,314)	\$ (196,994)	\$ (437,299)	\$ (154,630)	\$ (386,135)	\$ (306,410)	\$ (291,754)	\$ (312,543)	\$ (288,217)	\$ (255,373)	\$ (283,026)	\$ (3,346,895)	
CMP	Pittsfield Solar Solar PV	MWh	547	537	1,212	1,242	1,678	1,657	1,624	1,810	1,685	1,714	1,317	914	15,937	
		Contract Payments	\$ 46,187	\$ 45,379	\$ 102,412	\$ 104,987	\$ 141,833	\$ 140,032	\$ 137,242	\$ 152,934	\$ 142,370	\$ 144,832	\$ 111,276	\$ 77,216	\$ 1,346,700	
		Entitlement Revenue	\$ 14,903	\$ 27,458	\$ 38,082	\$ 21,389	\$ 26,046	\$ 38,097	\$ 41,749	\$ 63,872	\$ 57,978	\$ 48,376	\$ 33,839	\$ 23,118	\$ 434,907	
		Net Ratepayer (Cost)/Benefit	\$ (31,284)	\$ (17,921)	\$ (64,330)	\$ (83,598)	\$ (115,787)	\$ (101,935)	\$ (95,493)	\$ (89,062)	\$ (84,392)	\$ (96,456)	\$ (77,437)	\$ (54,098)	\$ (911,793)	
Versant Power	Pisgah Mountain Wind	MWh	2,308	2,181	2,614	2,808	2,593	1,376	1,692	1,409	1,188	1,196	2,446	3,390	25,200	
		Contract Payments	\$ 214,608	\$ 202,804	\$ 243,073	\$ 261,174	\$ 241,110	\$ 127,938	\$ 157,370	\$ 131,015	\$ 110,462	\$ 111,257	\$ 227,465	\$ 315,476	\$ 2,343,753	
		Entitlement Revenue	\$ 93,066	\$ 119,027	\$ 68,986	\$ 62,156	\$ 67,464	\$ 18,891	\$ 29,199	\$ 58,587	\$ 37,721	\$ 36,598	\$ 53,772	\$ 101,693	\$ 747,429	
		Net Ratepayer (Cost)/Benefit	\$ (121,542)	\$ (83,777)	\$ (174,087)	\$ (199,018)	\$ (173,646)	\$ (109,047)	\$ (128,171)	\$ (72,159)	\$ (72,742)	\$ (74,659)	\$ (173,694)	\$ (213,784)	\$ (1,596,325)	
Versant Power	Exeter Agri-Energy Anaerobic digester	MWh	1,292	1,265	1,185	1,014	928	1,162	1,059	1,073	1,029	1,221	1,112	1,222	13,563	
		Contract Payments	\$ 121,043	\$ 123,480	\$ 113,562	\$ 96,604	\$ 89,276	\$ 109,493	\$ 99,782	\$ 101,369	\$ 97,641	\$ 114,370	\$ 105,314	\$ 113,950	\$ 1,285,884	
		Entitlement Revenue	\$ 26,337	\$ 57,674	\$ 27,015	\$ 61,207	\$ 23,396	\$ 15,859	\$ 18,624	\$ 40,943	\$ 29,980	\$ 28,776	\$ 33,604	\$ 38,167	\$ 401,582	
		Net Ratepayer (Cost)/Benefit	\$ (94,706)	\$ (65,806)	\$ (86,547)	\$ (35,397)	\$ (65,880)	\$ (93,634)	\$ (81,158)	\$ (60,425)	\$ (67,661)	\$ (85,595)	\$ (71,710)	\$ (75,783)	\$ (884,303)	
35-A M.R.S. §3210-C																
CMP	Rollins Wind Wind	MWh	11,538	10,464	10,737	14,448	11,207	6,079	5,766	4,782	4,886	6,329	8,526	17,930	112,692	
		Contract Payments	\$ 766,594	\$ 735,931	\$ 665,665	\$ 910,469	\$ 699,767	\$ 366,489	\$ 306,462	\$ 317,992	\$ 287,052	\$ 376,006	\$ 524,457	\$ 1,139,802	\$ 7,096,686	
		Entitlement Revenue	\$ 327,067	\$ 409,482	\$ 272,427	\$ 269,504	\$ 12,062	\$ 88,963	\$ 174,672	\$ 153,934	\$ 155,066	\$ 218,916	\$ 290,765	\$ 637,655	\$ 3,010,513	
		Net Ratepayer (Cost)/Benefit	\$ (439,527)	\$ (326,449)	\$ (393,238)	\$ (640,965)	\$ (687,705)	\$ (277,526)	\$ (131,790)	\$ (164,058)	\$ (131,986)	\$ (157,090)	\$ (233,692)	\$ (502,147)	\$ (4,086,173)	
CMP	Dirigo Solar Projects Solar PV	MWh	971	1,471	4,047	3,824	5,517	5,741	5,869	6,608	5,688	5,827	4,652	2,895	53,110	
		Contract Payments	\$ 36,420	\$ 52,326	\$ 147,908	\$ 137,386	\$ 195,395	\$ 204,373	\$ 208,831	\$ 239,262	\$ 205,544	\$ 211,352	\$ 168,813	\$ 105,035	\$ 1,912,645	
		Entitlement Revenue	\$ 33,589	\$ 78,170	\$ 117,603	\$ 66,367	\$ 87,420	\$ 140,995	\$ 159,299	\$ 245,031	\$ 207,384	\$ 168,810	\$ 123,617	\$ 83,214	\$ 1,511,499	
		Net Ratepayer (Cost)/Benefit	\$ (2,831)	\$ 25,844	\$ (30,305)	\$ (71,019)	\$ (107,975)	\$ (63,378)	\$ (49,532)	\$ 5,769	\$ 1,840	\$ (42,542)	\$ (45,196)	\$ (21,821)	\$ (401,146)	
Versant Power	Dirigo Solar Projects Solar PV	MWh	1,032	1,203	2,207	2,405	3,755	4,165	5,004	6,294	5,891	5,560	4,491	1,820	43,828	
		Contract Payments	\$ 28,450	\$ 33,086	\$ 84,562	\$ 89,913	\$ 133,989	\$ 148,292	\$ 177,448	\$ 223,691	\$ 213,234	\$ 201,959	\$ 163,711	\$ 67,957	\$ 1,566,291	
		Entitlement Revenue	\$ 53,616	\$ 91,452	\$ 49,636	\$ 55,382	\$ 70,876	\$ 58,719	\$ 119,426	\$ 233,794	\$ 216,643	\$ 177,288	\$ 130,639	\$ 94,640	\$ 1,352,112	
		Net Ratepayer (Cost)/Benefit	\$ 25,167	\$ 58,367	\$ (34,926)	\$ (34,531)	\$ (63,113)	\$ (89,573)	\$ (58,021)	\$ 10,103	\$ 3,409	\$ (24,671)	\$ (33,072)	\$ 26,684	\$ (214,179)	
Versant Power	Rollins Wind Wind	MWh	2,669	2,641	2,927	3,412	2,839	1,460	1,705	1,087	1,214	1,511	2,247	3,623	27,333	
		Contract Payments	\$ 172,253	\$ 183,645	\$ 183,241	\$ 214,590	\$ 177,381	\$ 87,722	\$ 98,948	\$ 64,152	\$ 74,341	\$ 89,386	\$ 138,611	\$ 228,931	\$ 1,713,199	
		Entitlement Revenue	\$ 103,591	\$ 142,983	\$ 52,590	\$ 59,571	\$ 38,721	\$ (430)	\$ 29,357	\$ 46,641	\$ 36,217	\$ 42,697	\$ 55,543	\$ 105,688	\$ 713,170	
		Net Ratepayer (Cost)/Benefit	\$ (68,662)	\$ (40,661)	\$ (130,650)	\$ (155,019)	\$ (138,660)	\$ (88,151)	\$ (69,591)	\$ (17,512)	\$ (38,124)	\$ (46,689)	\$ (83,067)	\$ (123,243)	\$ (1,000,029)	
Versant Power	Weaver Wind Wind	MWh	21,073	21,271	23,159	25,766	21,342	9,980	12,012	9,569	7,704	10,022	18,649	28,373	208,921	
		Contract Payments	\$ 774,852	\$ 801,720	\$ 872,876	\$ 971,133	\$ 804,381	\$ 376,154	\$ 452,743	\$ 360,657	\$ 290,348	\$ 377,737	\$ 702,887	\$ 1,070,333	\$ 7,855,820	
		Entitlement Revenue	\$ 789,650	\$ 1,098,414	\$ 606,996	\$ 575,672	\$ 587,853	\$ 157,471	\$ 218,019	\$ 449,929	\$ 255,884	\$ 295,649	\$ 463,689	\$ 803,043	\$ 6,302,269	
		Net Ratepayer (Cost)/Benefit	\$ 14,798	\$ 296,694	\$ (265,880)	\$ (395,461)	\$ (216,528)	\$ (218,684)	\$ (234,724)	\$ 89,272	\$ (34,464)	\$ (82,088)	\$ (239,198)	\$ (267,289)	\$ (1,553,551)	
Offshore Wind Pilot Program																
Versant Power	ORPC Tidal	MWh	-	-	-	-	-	-	-	-	-	-	-	-		
		Contract Payments	\$ -	\$ -	\$ -	\$ -	\$ -	\$ -	\$ -	\$ -	\$ -	\$ -	\$ -	\$ -		
		Entitlement Revenue	\$ -	\$ -	\$ -	\$ -	\$ -	\$ -	\$ -	\$ -	\$ -	\$ -	\$ -	\$ -		
		Net Ratepayer (Cost)/Benefit	\$ -	\$ -	\$ -	\$ -	\$ -	\$ -	\$ -	\$ -	\$ -	\$ -	\$ -	\$ -		
Total All Contracts			Net Ratepayer (Cost)/Benefit	\$ (1,330,522)	\$ (493,076)	\$ (1,720,119)	\$ (2,383,146)	\$ (2,112,650)	\$ (1,808,496)	\$ (1,512,766)	\$ (789,379)	\$ (1,053,579)	\$ (1,234,266)	\$ (1,513,527)	\$ (1,830,028)	\$ (17,781,554)
Notes:																
This summary includes only facilities which have reached commercial operations.																
Rollins Wind contract payments are shown net of capacity credit.																
Resettlement delays may affect the statement of entitlement revenues.																

Maine Transmission and Distribution (T&D) Utilities

Maine T&D Utilities

- **Investor Owned Utilities (IOUs) serve ~95% of ME Load**
 - Central Maine Power (CMP)
 - Versant (formerly Emera Maine)

- **Consumer Owned Utilities (COUs)**
 - Eastern Maine Electric Coop. (EMEC)
 - Fox Islands Electric Coop.
 - Houlton Water Co. (Elect. Dept.)
 - Isle-Au-Haut Electric Power Company
 - Kennebunk Light & Power Company
 - Town of Madison
 - Matinicus Plantation Electric
 - Monhegan Plantation Power
 - Van Buren Light & Power District



Maine T&D Utilities

Commission Jurisdiction - T&D Utilities



RATES (EXCEPT TRANSMISSION)



SERVICE AVAILABILITY



SERVICE QUALITY



SAFETY



CERTIFICATES OF PUBLIC CONVENIENCE AND NECESSITY (CPCNS) FOR TRANSMISSION LINES



MERGERS/ACQUISITIONS



AFFILIATE OWNERSHIP AND TRANSACTIONS



CUSTOMER COMPLAINTS



Electric Utility Accountability



Comprehensive Service Quality Metrics (reliability, service, billing) with customer report card



Rate Cases-additional performance-based requirements with significant penalties if not met



Performance metrics to be a regular feature of rate cases



Must balance reliability and cost



www.Maine.gov/MPUC



www.Facebook.com/MainePUC



www.Twitter.com/Maine_PUC

We look forward to serving as a resource during your legislative sessions in 2025 and 2026.